

US00D556660S

(12) **United States Design Patent**  
**Murkett**

(10) **Patent No.:** **US D556,660 S**

(45) **Date of Patent:** **\*\* Dec. 4, 2007**

- (54) **EXHAUST PIPE FOR A VEHICLE**
- (75) Inventor: **Stephen Murkett**, Gerlingen (DE)
- (73) Assignee: **Dr. Ing. h.c.F. Porsche Aktiengesellschaft**, Stuttgart (DE)
- (\*\*) Term: **14 Years**
- (21) Appl. No.: **29/264,562**
- (22) Filed: **Aug. 14, 2006**

[http://www.cars-club.com/gall/albums/userpics/Porsche\\_Carrera\\_GT.jpg4/12/2007.\\*](http://www.cars-club.com/gall/albums/userpics/Porsche_Carrera_GT.jpg4/12/2007.*)

\* cited by examiner

*Primary Examiner*—Doris Clark  
*Assistant Examiner*—Michael A. Pratt  
(74) *Attorney, Agent, or Firm*—Crowell & Moring LLP

(30) **Foreign Application Priority Data**

Feb. 15, 2006 (EM) ..... 000480611-0001

- (51) **LOC (8) Cl.** ..... **12-16**
- (52) **U.S. Cl.** ..... **D12/194**
- (58) **Field of Classification Search** ..... D12/194;  
293/113; 181/227, 228, 247–249, 264, 282,  
181/239–241; D15/5; 138/37–39, 44, 103,  
138/109

See application file for complete search history.

(56) **References Cited**

**U.S. PATENT DOCUMENTS**

- D220,165 S \* 3/1971 Trainor ..... D12/194
- D467,210 S \* 12/2002 Yu ..... D12/194
- D539,715 S \* 4/2007 Lai ..... D12/194

**OTHER PUBLICATIONS**

[http://www.kiefpiet.co.za/wp-content/uploads/2006/12/2007-gemballa-mirage-gt-black-edition-based-on-porsche-carrera-gt-rear-angle-tilt-1024x768.jpg4/11/2007.\\*](http://www.kiefpiet.co.za/wp-content/uploads/2006/12/2007-gemballa-mirage-gt-black-edition-based-on-porsche-carrera-gt-rear-angle-tilt-1024x768.jpg4/11/2007.*)

(57) **CLAIM**


The ornamental design for an exhaust pipe for a vehicle, as shown and described.

**DESCRIPTION**

FIG. 1 is a perspective view of a first embodiment of an exhaust pipe for a vehicle according to my new design; FIG. 2 is a front view thereof; FIG. 3 is a side view thereof. FIG. 4 is a perspective view of a second embodiment of the exhaust pipe for a vehicle according to my new design; FIG. 5 is a front view thereof; and, FIG. 6 is a side view thereof.

The broken lines are for illustrative purposes only and form no part of the claimed design.

**1 Claim, 4 Drawing Sheets**



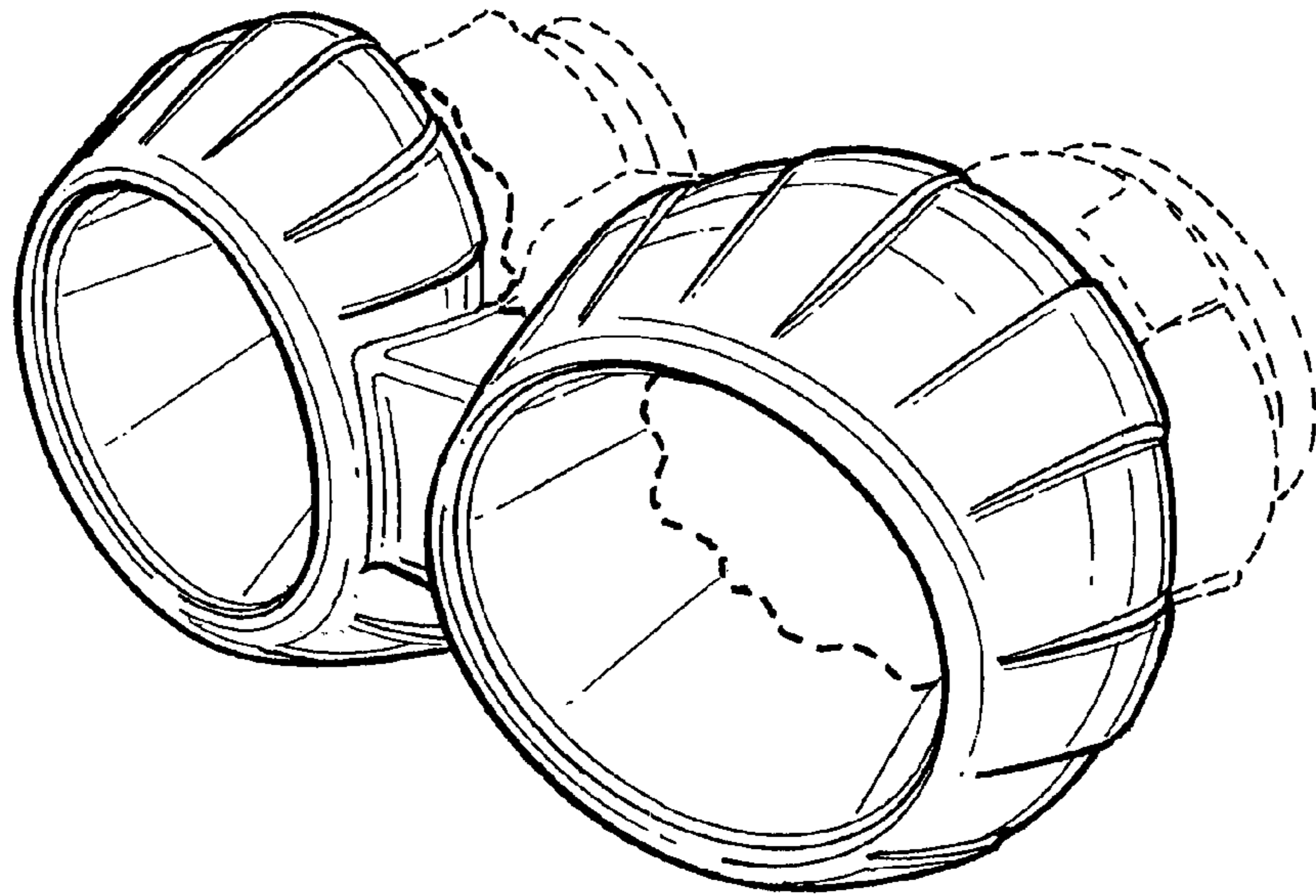


FIG. 1

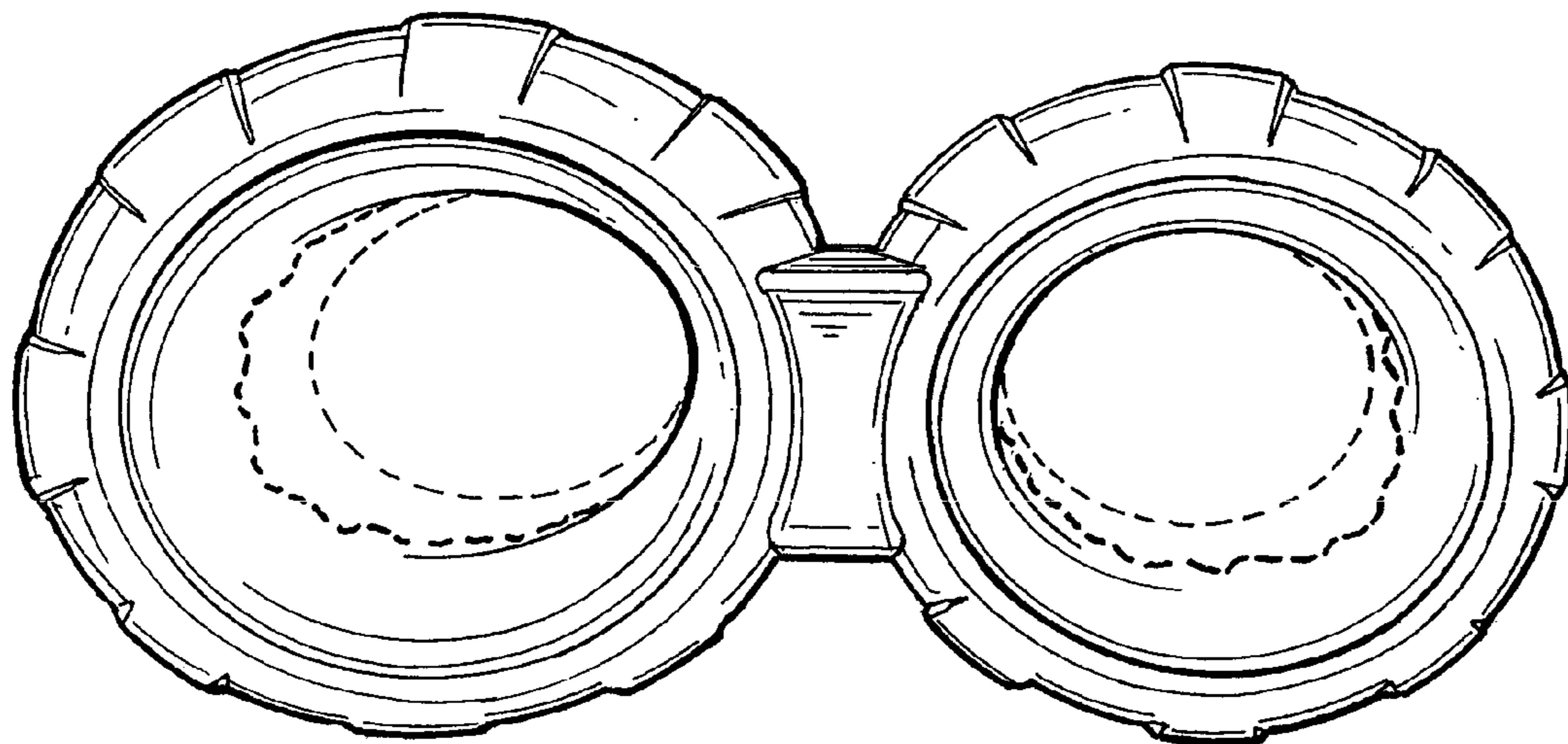


FIG. 2

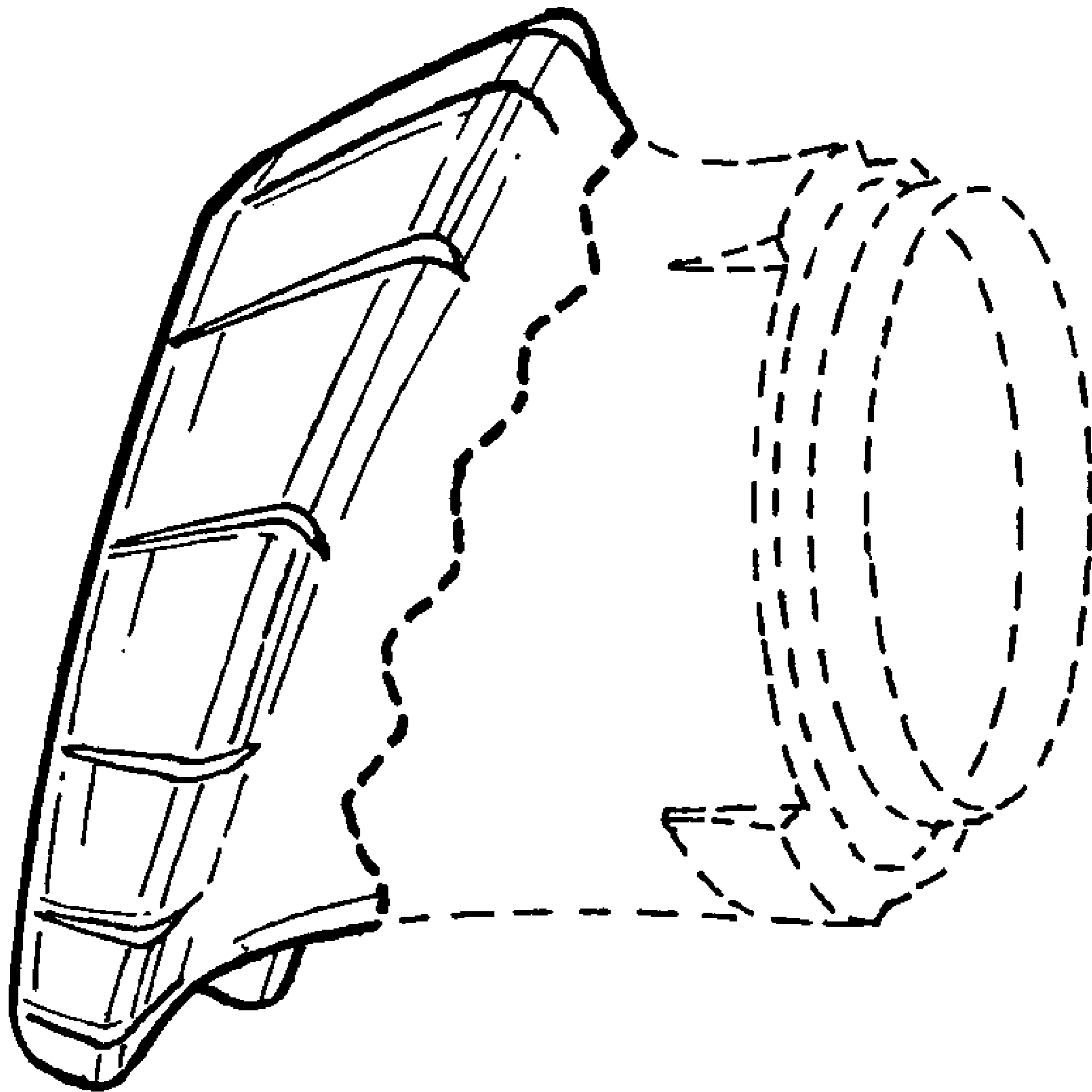


FIG. 3

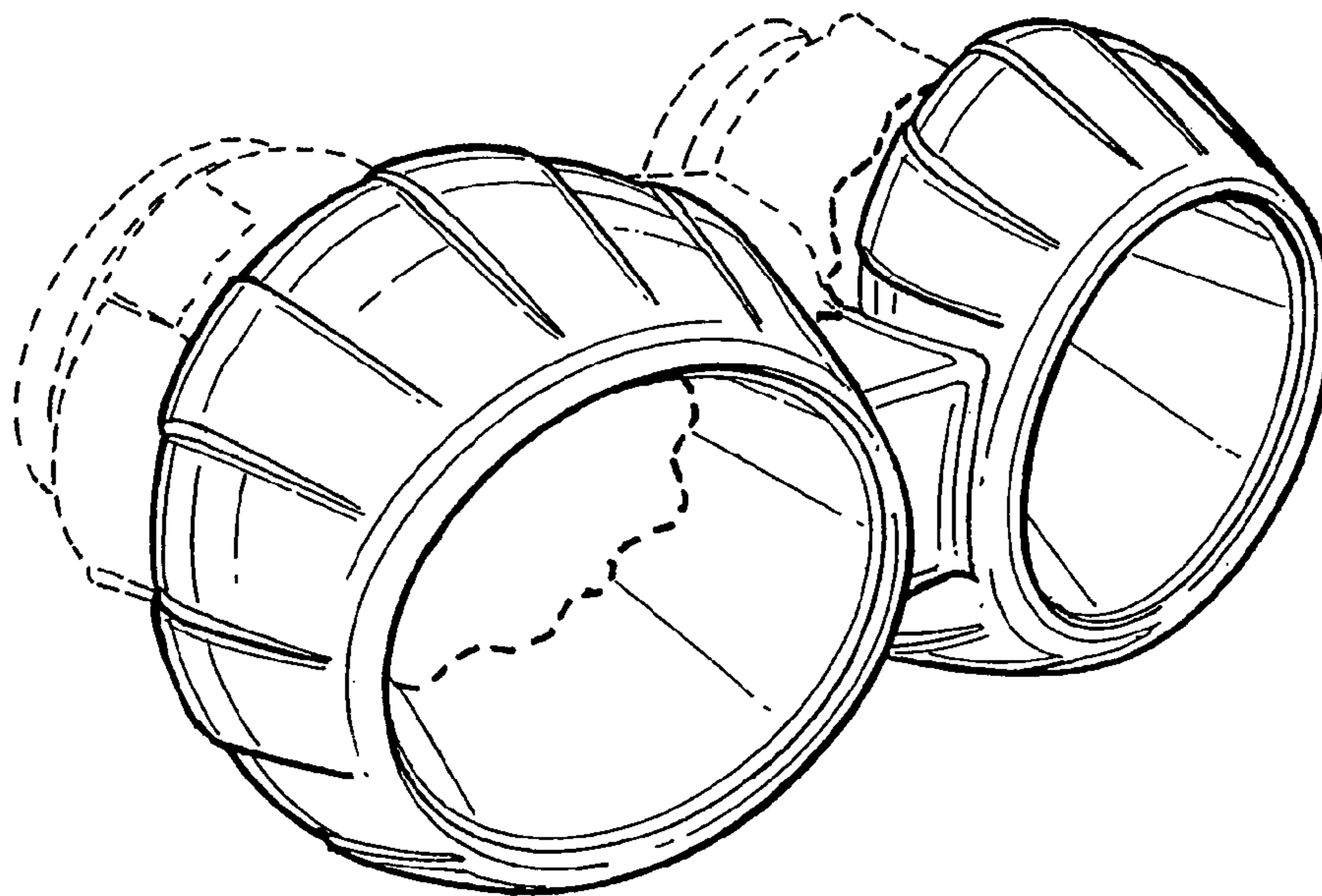


FIG. 4

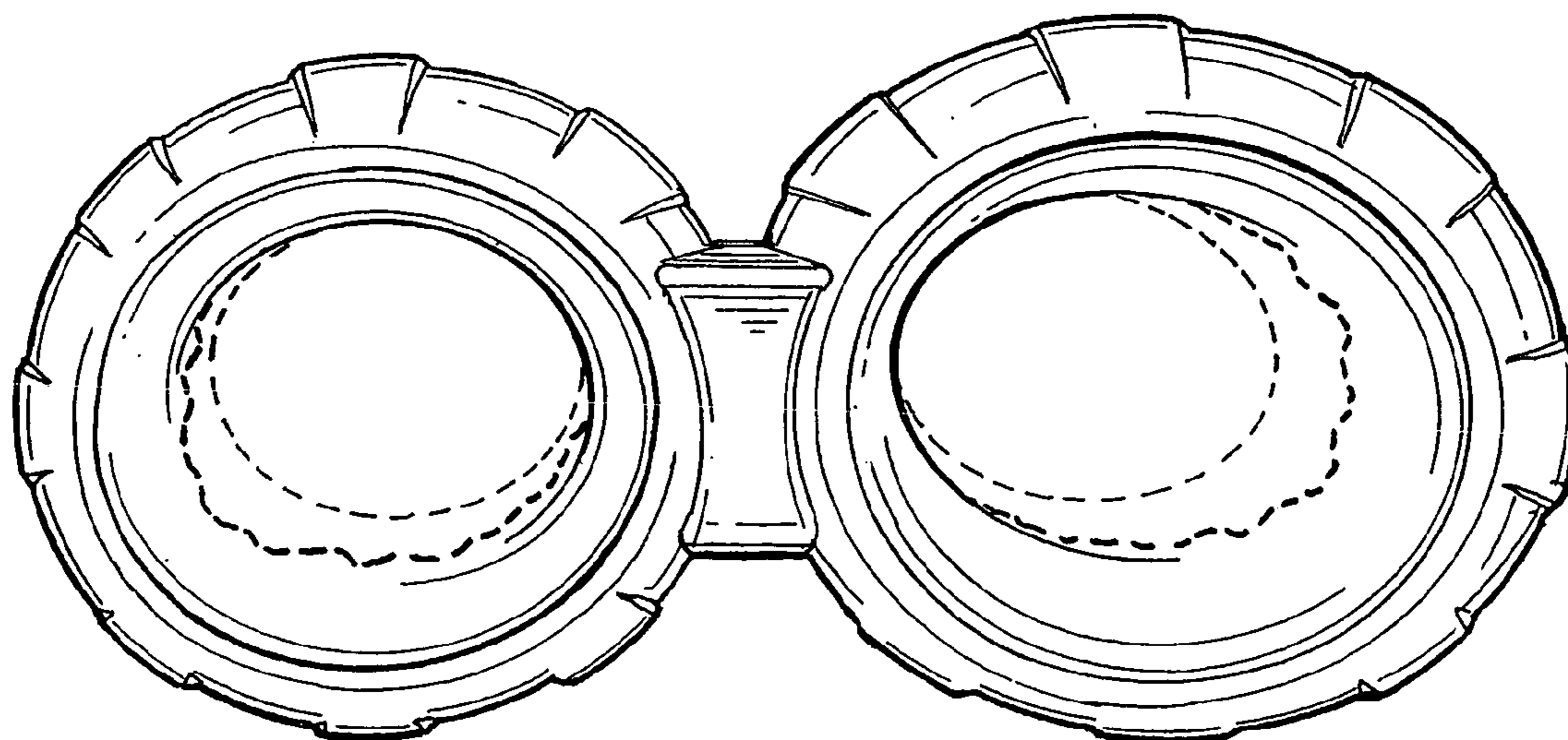
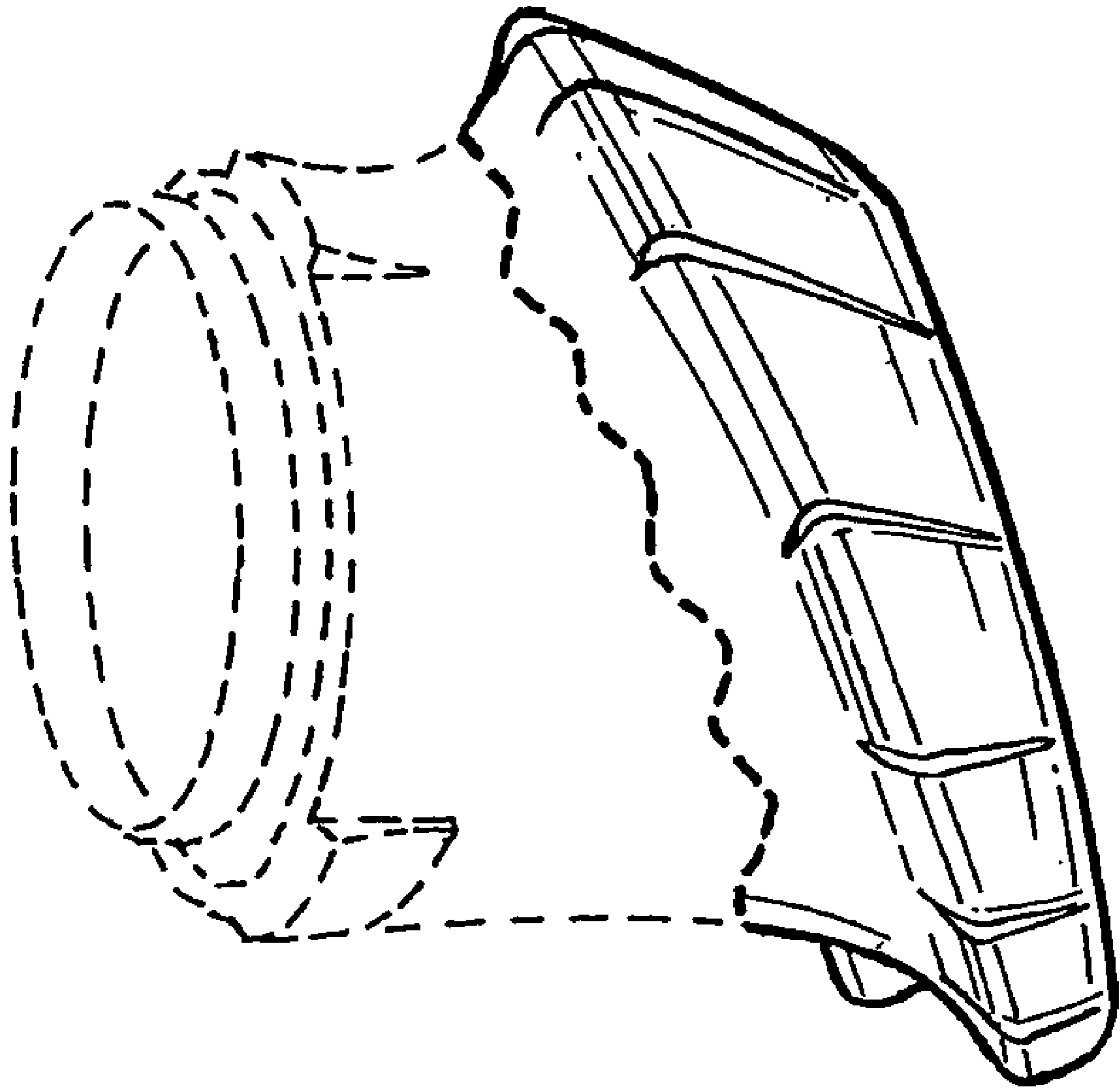


FIG. 5



**FIG . 6**