



US00D556655S

(12) **United States Design Patent**
Dixon

(10) **Patent No.:** **US D556,655 S**

(45) **Date of Patent:** **** Dec. 4, 2007**

(54) **FRONT GROUND SPOILER**

D543,914 S * 6/2007 Lai D12/196

(76) Inventor: **Samuel L. Dixon**, 2612 Paxton Ave.,
Palmdale, CA (US) 93551

* cited by examiner

Primary Examiner—Melody N. Brown

(**) Term: **14 Years**

(21) Appl. No.: **29/250,869**

(57) **CLAIM**

(22) Filed: **Dec. 4, 2006**

The ornamental design for a front ground spoiler, as shown and described.

(51) **LOC (8) Cl.** **12-16**

DESCRIPTION

(52) **U.S. Cl.** **D12/181; D12/196**

(58) **Field of Classification Search** D12/169,
D12/196, 190, 90-92, 171, 181; 296/180.1-180.5;
293/102, 113, 115, 120; 280/727, 770, 848;
180/903

FIG. 1 is a perspective view of a front ground spoiler of the present invention, illustrating a vehicle to which the spoiler is attached in phantom outline, the broken lines showing the vehicle for illustrative purposes only and forming no part of the claimed design;

See application file for complete search history.

FIG. 2 is a front elevational view thereof;

(56) **References Cited**

FIG. 3 is a rear elevational view thereof;

U.S. PATENT DOCUMENTS

FIG. 4 is a right-side elevational view thereof;


D483,311 S *	12/2003	Kasahara et al.	D12/196
D491,851 S *	6/2004	Perfetti et al.	D12/181
D495,636 S *	9/2004	Iwata	D12/181
D541,712 S *	5/2007	Golden et al.	D12/169
D542,196 S *	5/2007	Levy	D12/169
D543,137 S *	5/2007	Levy	D12/169

FIG. 5 is a left-side elevational view thereof;

FIG. 6 is a top plan view thereof; and,

FIG. 7 is a bottom plan view thereof.

1 Claim, 2 Drawing Sheets






FIG. 1




FIG. 2




FIG. 3

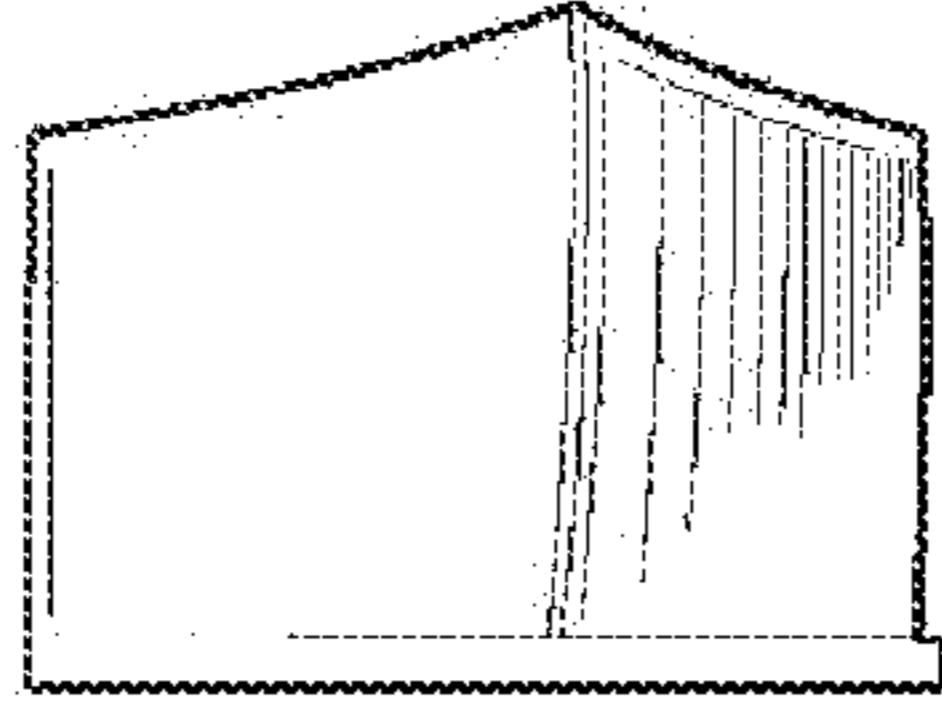


FIG. 4

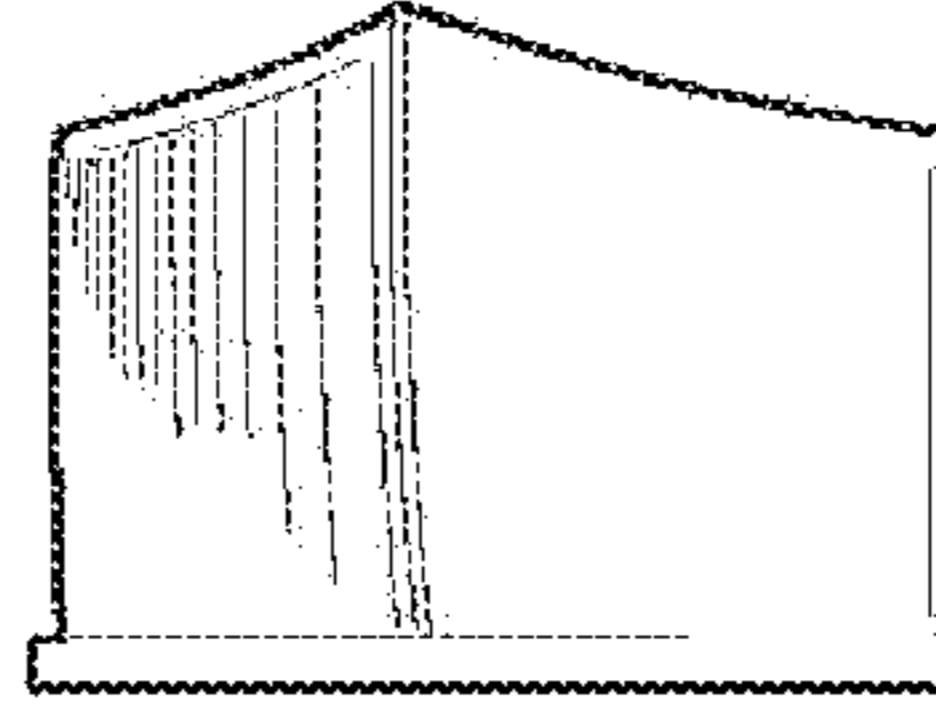


FIG. 5

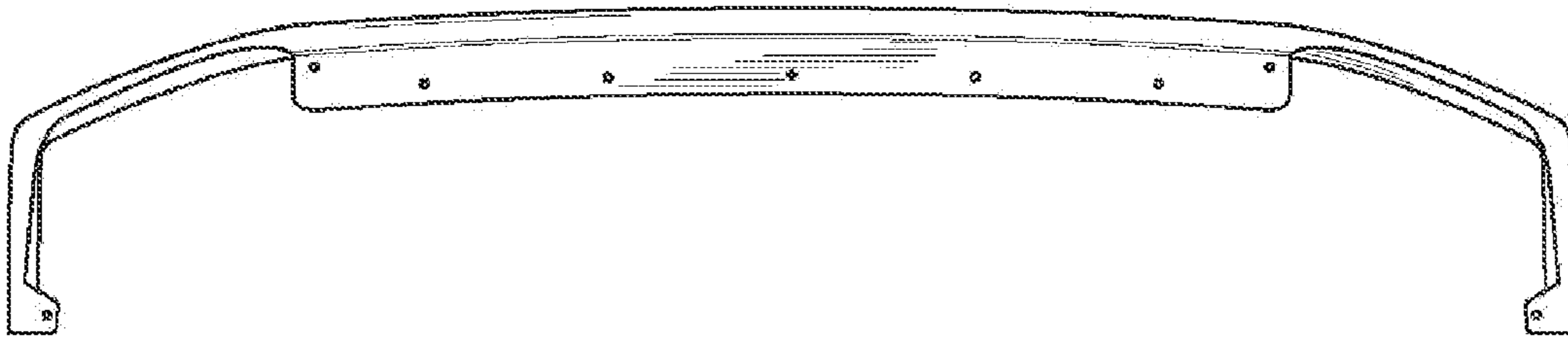


FIG. 6

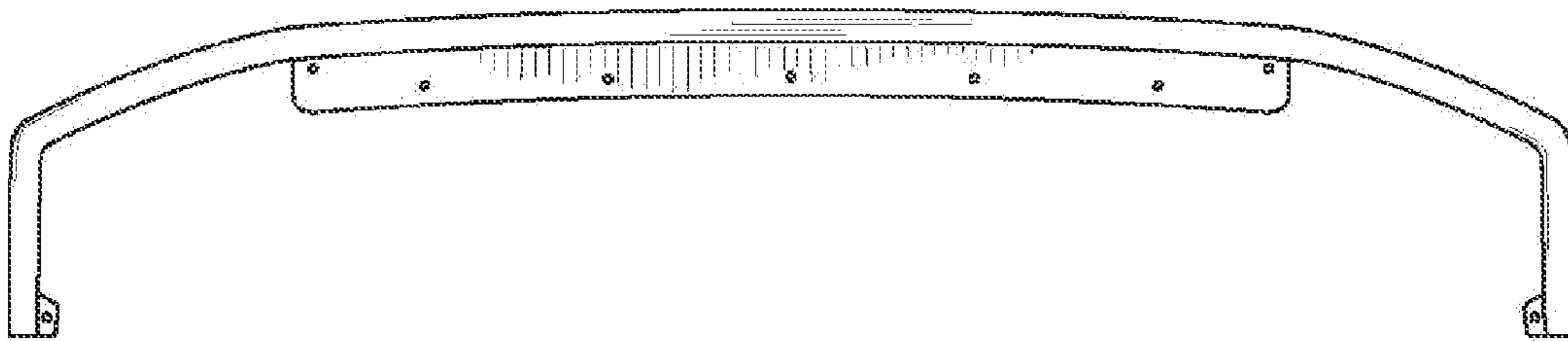


FIG. 7