



US00D556651S

(12) **United States Design Patent**
Lai

(10) **Patent No.:** **US D556,651 S**

(45) **Date of Patent:** **** Dec. 4, 2007**

(54) **FRONT BUMPER FOR A VEHICLE**

D513,214 S * 12/2005 Lai D12/169

D517,962 S * 3/2006 Kulla D12/169

(75) Inventor: **Pinky Lai**, Koenigsbach-Stein (DE)

D535,922 S * 1/2007 Kulla D12/169

D543,914 S * 6/2007 Lai D12/181

(73) Assignee: **Dr. Ing. h.c.F. Porsche**
Aktiengesellschaft, Stuttgart (DE)

* cited by examiner

(**) Term: **14 Years**

Primary Examiner—Melody N. Brown

(74) *Attorney, Agent, or Firm*—Crowell & Moring LLP

(21) Appl. No.: **29/269,862**

(57) **CLAIM**

(22) Filed: **Dec. 11, 2006**

The ornamental design for a front bumper for a vehicle, as shown and described.

(30) **Foreign Application Priority Data**

DESCRIPTION

Jun. 12, 2006 (EM) 000543418-0001

(51) **LOC (8) Cl.** **12-16**

FIG. 1 is a front view of a front bumper for a vehicle according to my novel design;

(52) **U.S. Cl.** **D12/169**

FIG. 2 is a left side view thereof, the right side view being mirror symmetrical; and,

(58) **Field of Classification Search** D12/90–92,
D12/86, 169, 196, 163; 296/180.1, 180.2;
293/102, 113, 115, 117, 120

FIG. 3 is a left perspective view thereof, the right perspective view being mirror symmetrical.

See application file for complete search history.

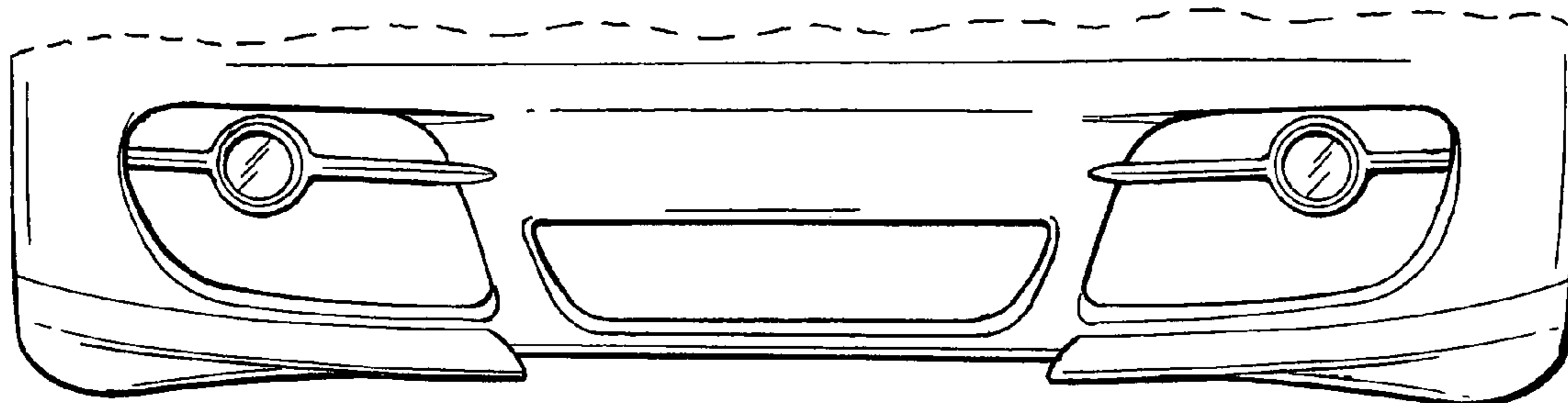
The broken lines are for illustrative purposes only and form no part of the claimed design.

(56) **References Cited**

1 Claim, 1 Drawing Sheet

U.S. PATENT DOCUMENTS

D437,812 S * 2/2001 Lai D12/169



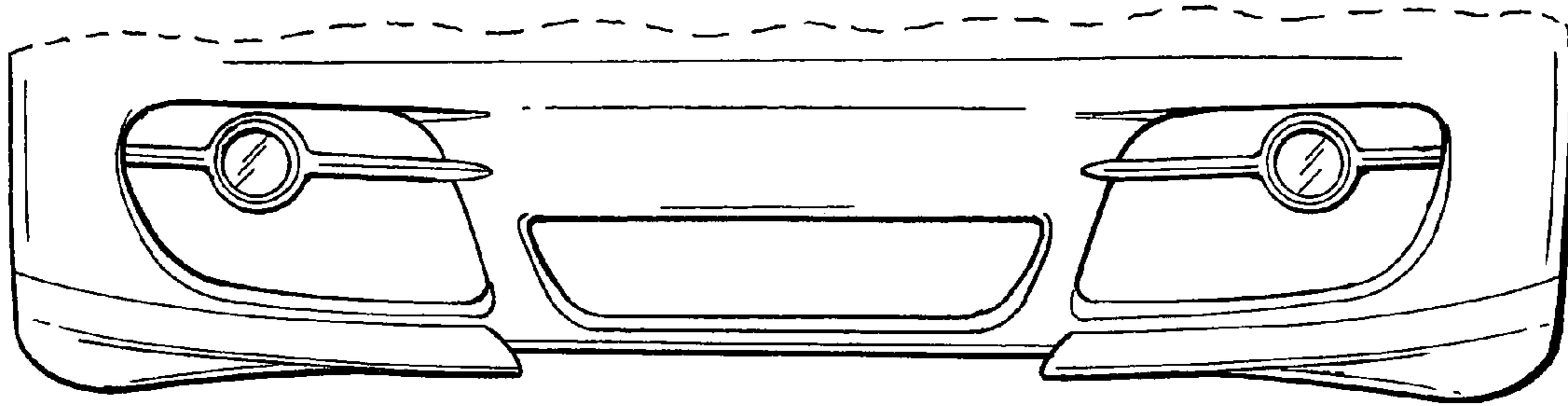


FIG. 1

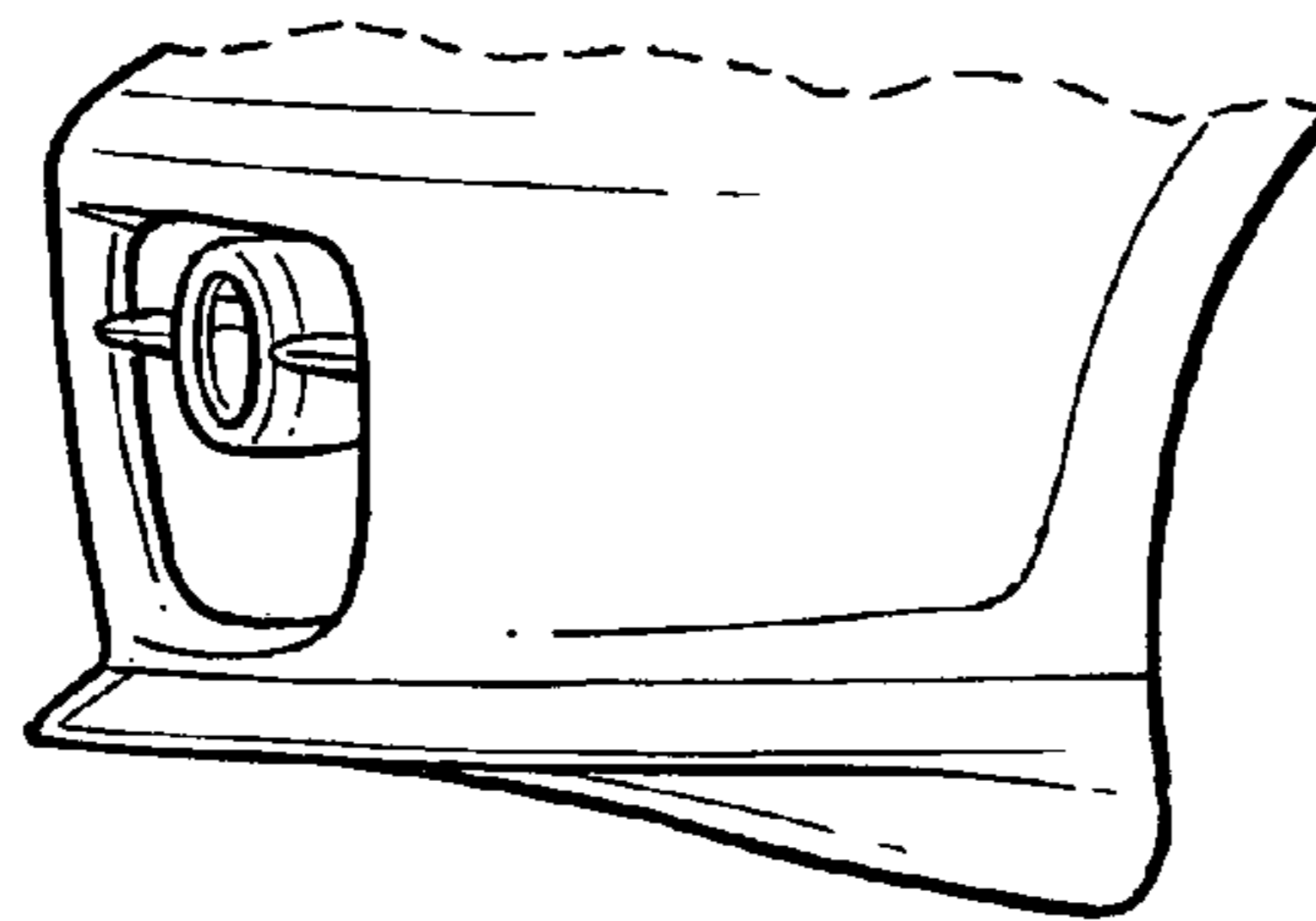


FIG. 2




FIG. 3