

US00D556632S

(12) **United States Design Patent**
Cossutti

(10) **Patent No.:** **US D556,632 S**

(45) **Date of Patent:** **** Dec. 4, 2007**

(54) **STOPS FOR A SLIDE FASTENER**

D528,040 S * 9/2006 Cheng D11/221

(75) Inventor: **Livio Cossutti**, Mendrisio (CH)

* cited by examiner

(73) Assignee: **RIRI Group S.A.** (CH)

Primary Examiner—Ralf Seifert

(74) *Attorney, Agent, or Firm*—Akerman Senterfitt

(**) Term: **14 Years**

(57) **CLAIM**

(21) Appl. No.: **29/246,723**

The ornamental design of stops for a slide fastener, as shown and described.

(22) Filed: **May 5, 2006**

DESCRIPTION

(51) **LOC (8) Cl.** **02-07**

(52) **U.S. Cl.** **D11/221**

(58) **Field of Classification Search** D11/200,
D11/201, 221; 24/415–417, 419, 421, 427–431,
24/381–382, 385, 387, 433, 434; 2/265
See application file for complete search history.

FIG. 1 is a perspective view of stops for a slide fastener showing my new design;

FIG. 2 is a plan view from behind the stops for a slide fastener shown in FIG. 1;

FIG. 3 is a right side view of FIG. 1;

FIG. 4 is a front plan view of FIG. 1; and,

FIG. 5 is a right side view of FIG. 1.

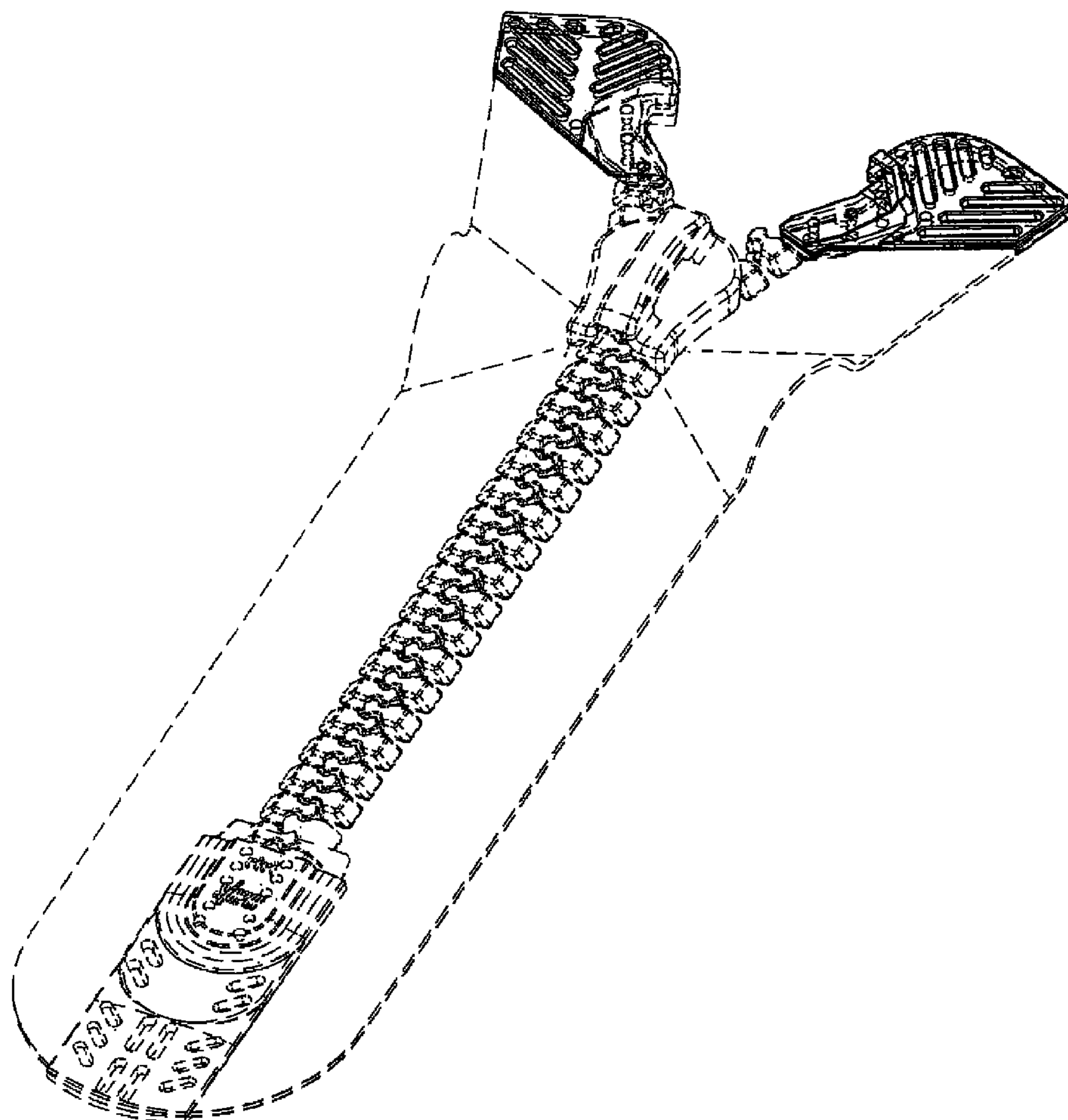
The broken line showing of the slide fastener is for illustrative purposes and forms no part of the claimed design.

(56) **References Cited**

U.S. PATENT DOCUMENTS

- 2,814,847 A * 12/1957 Zbinden 24/434
- D204,263 S * 4/1966 Carlile D11/221
- D509,460 S * 9/2005 Botzer D11/221
- D510,891 S * 10/2005 Cheng D11/221

1 Claim, 2 Drawing Sheets



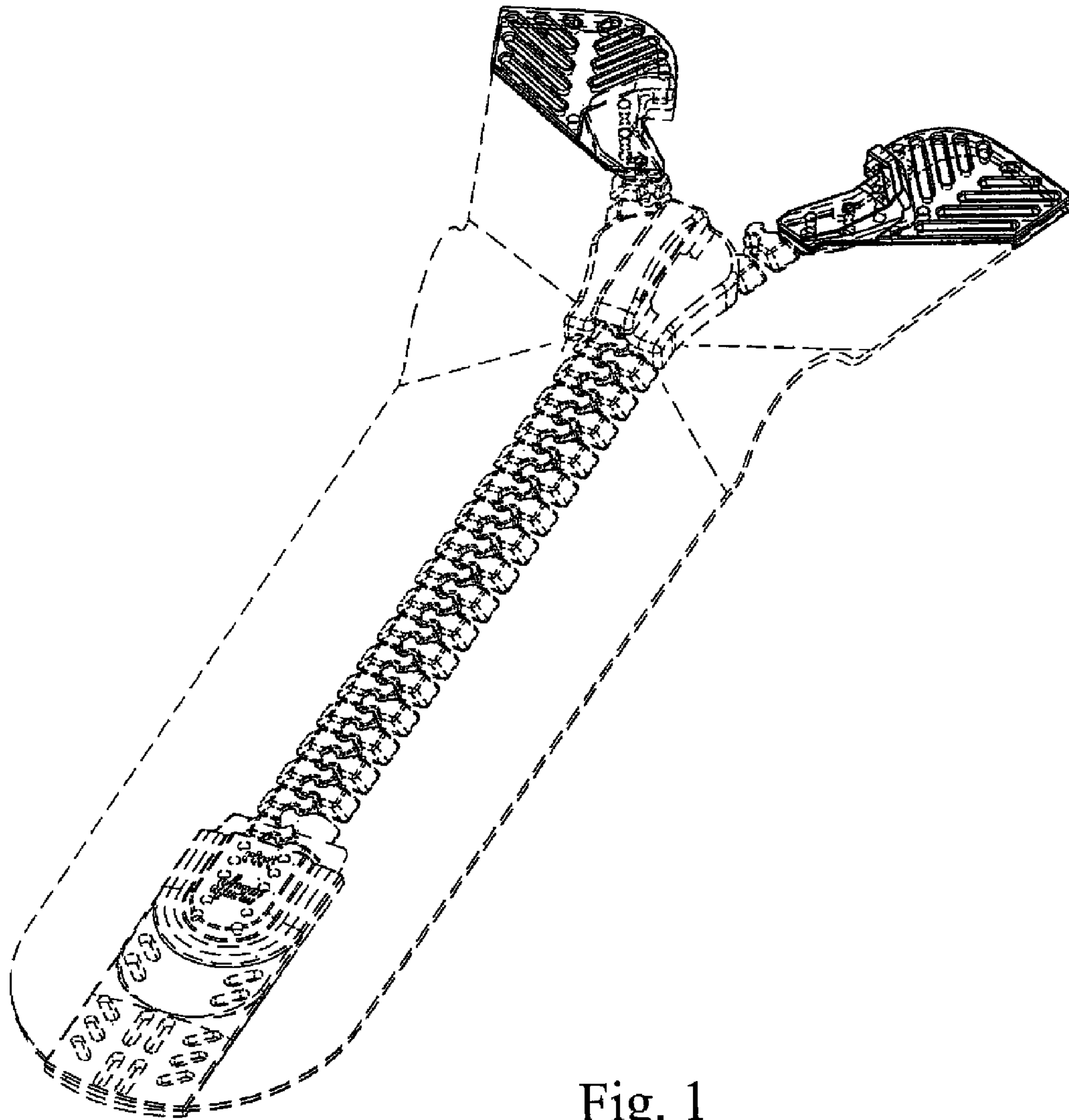


Fig. 1

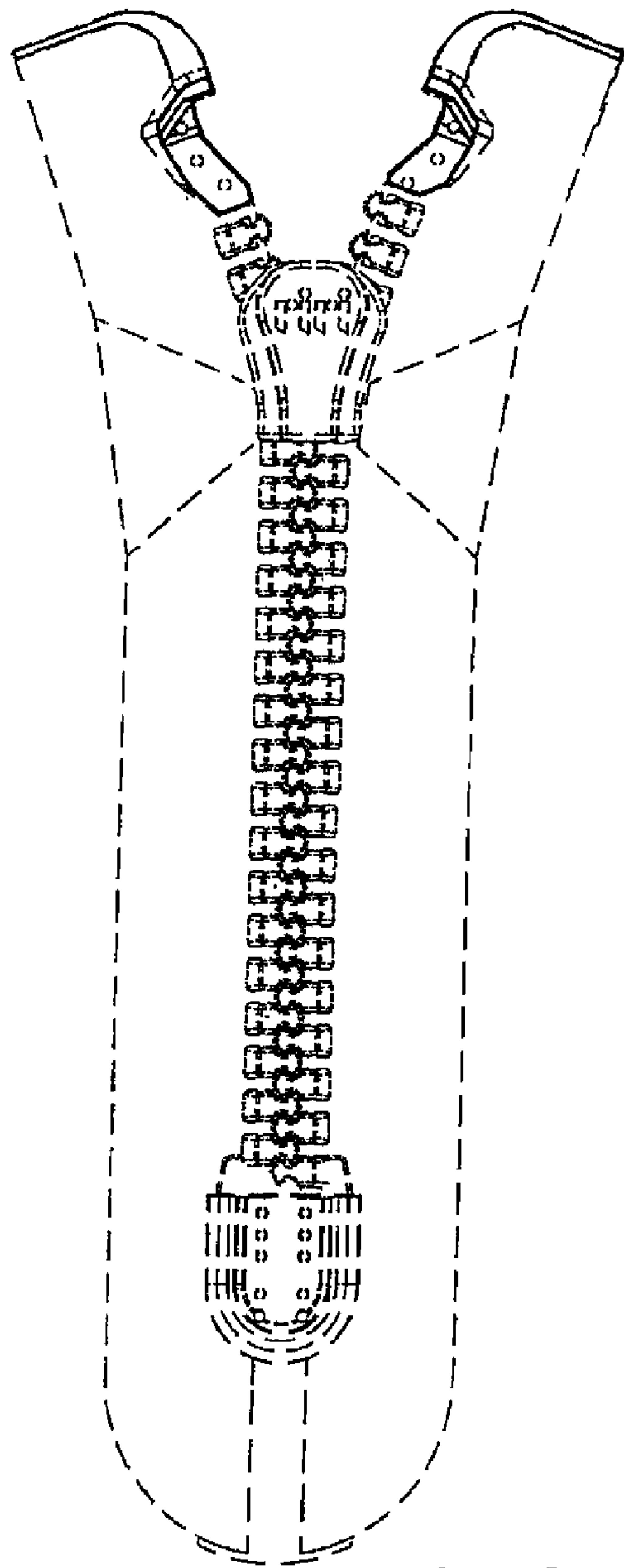


Fig. 2

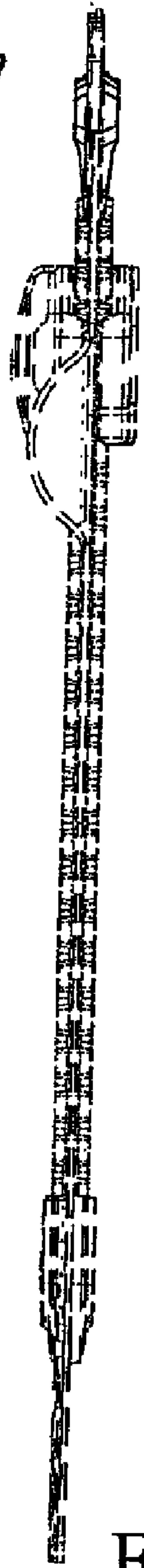


Fig. 3

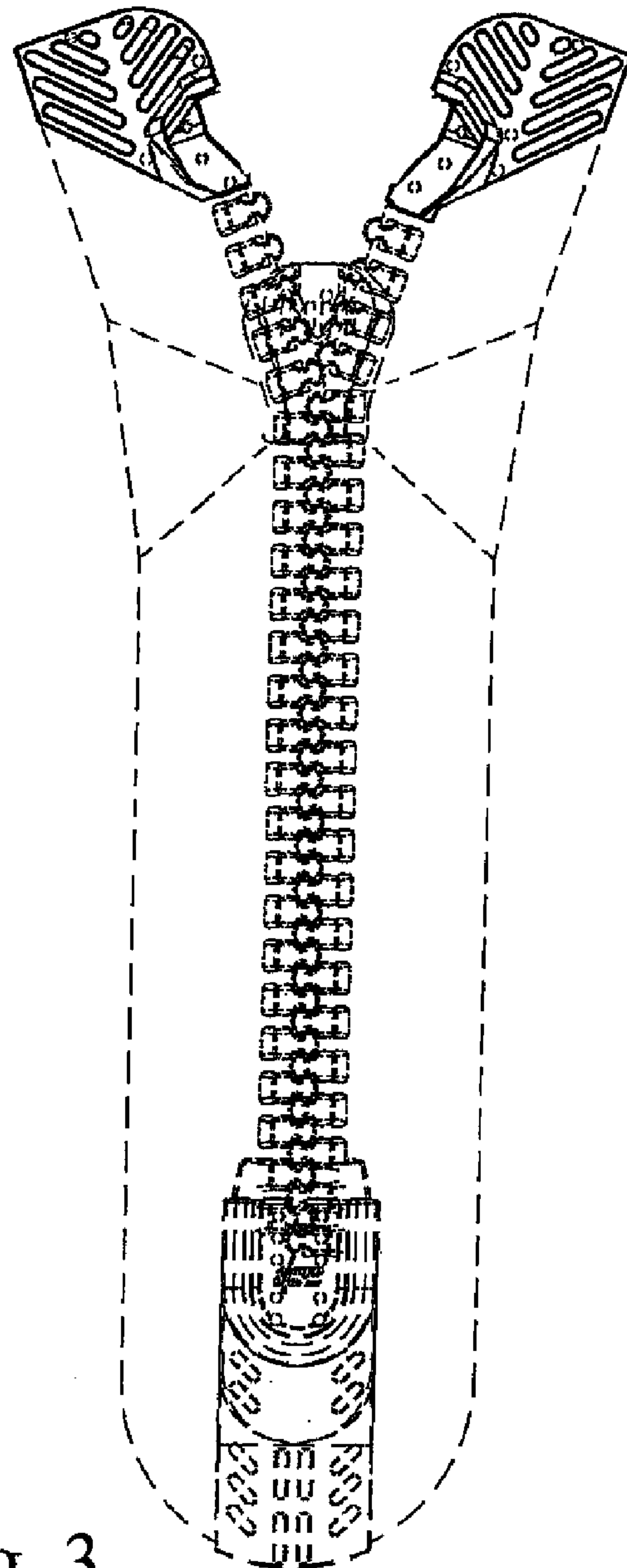


Fig. 4



Fig. 5