



US00D556629S

(12) **United States Design Patent**  
**Mechanic et al.**

(10) **Patent No.:** **US D556,629 S**

(45) **Date of Patent:** **\*\* Dec. 4, 2007**

(54) **DOOR FIGURINE**

(75) Inventors: **A. Donald Mechanic**, Dallas, TX (US);  
**ZhaoQi Xu**, Xiamen (CN); **Anna Lynn Andrews**, Frisco, TX (US)

(73) Assignee: **Don Mechanic Enterprises, Ltd.**,  
Addison, TX (US)

(\*\*) Term: **14 Years**

(21) Appl. No.: **29/273,878**

(22) Filed: **Mar. 15, 2007**

(51) **LOC (8) Cl.** ..... **11-02**

(52) **U.S. Cl.** ..... **D11/157**

(58) **Field of Classification Search** ..... D11/111,  
D11/121, 122, 125, 131-140, 157-164; D6/300-314,  
D6/332, 329, 396-400, 403, 404, 450, 491-494,  
D6/497, 509, 557, 563, 567, 568, 574; D9/636,  
D9/640; D19/34.1-34.5, 95-97; D20/10,  
D20/12, 15, 19, 20, 29, 38; D21/494; D23/343-350;  
D25/47, 48, 52, 60; D99/17-25; 428/3,  
428/7-9, 13, 14, 542.2, 542.4, 913.3; 52/36.3,  
52/204.1, 204.2, 210, 211, 215, 455, 782.1,  
52/784.1, 656.4, 656.8; 49/501, 504  
See application file for complete search history.

(56) **References Cited**

**U.S. PATENT DOCUMENTS**

D84,374 S \* 6/1931 Roulet ..... D11/131  
D97,154 S \* 10/1935 Wolffs ..... D19/34.5  
D116,689 S \* 9/1939 Joyce et al. .... D20/19  
D118,444 S \* 1/1940 Frankel ..... D20/10  
D119,744 S \* 4/1940 Druckenmiller ..... D25/60

D137,604 S \* 4/1944 Muecke ..... D20/10  
D138,704 S \* 9/1944 Dannell ..... D11/122  
D205,410 S \* 8/1966 Gerlat ..... D26/94  
D269,075 S \* 5/1983 Dane ..... D11/157  
7,146,767 B2 \* 12/2006 Smerud ..... 52/88  
2007/0113498 A1 \* 5/2007 Warren ..... 52/211

\* cited by examiner

*Primary Examiner*—Catherine Tuttle

(74) *Attorney, Agent, or Firm*—Gardere Wynne Sewell LLP

(57) **CLAIM**

The ornamental design for a door figurine, as shown and described.

**DESCRIPTION**

FIG. 1 is a perspective view of a door figurine in accordance with the invention;

FIG. 2 is a front elevation view of the door figurine shown in FIG. 1;

FIG. 3 is a rear elevation view of the door figurine shown in FIG. 1;


FIG. 4 is a left side elevation view of the door figurine shown in FIG. 1;

FIG. 5 is a right side elevation view of the door figurine shown in FIG. 1;

FIG. 6 is a top plan view of the door figurine shown in FIG. 1; and,

FIG. 7 is a bottom plan view of the door figurine shown in FIG. 1.

**1 Claim, 3 Drawing Sheets**






FIG. 1




FIG. 2




FIG. 3




FIG. 4




FIG. 5



FIG. 6




FIG. 7