



US00D556626S

(12) **United States Design Patent**
Shaffer et al.

(10) **Patent No.:** **US D556,626 S**
(45) **Date of Patent:** **** Dec. 4, 2007**

(54) **FORMABLE VASE**

(76) Inventors: **Curt A. Shaffer**, 2200 Crabtree Dr., Littleton, CO (US) 80121; **Pauline S. Shaffer**, 2200 Crabtree Dr., Littleton, CO (US) 80121

(**) Term: **14 Years**

(21) Appl. No.: **29/276,378**

(22) Filed: **Jan. 24, 2007**

Related U.S. Application Data

(60) Division of application No. 29/253,034, filed on Jan. 30, 2006, now Pat. No. Des. 535,910, which is a continuation of application No. 29/182,353, filed on May 23, 2003, now abandoned.

(51) **LOC (8) Cl.** **11-02**

(52) **U.S. Cl.** **D11/143**

(58) **Field of Classification Search** D6/403-405; D7/561; D11/143-146, 152-154; D26/9, D26/16, 19; D99/19, 23, 27; 47/32.7, 33, 47/39, 41.01, 41.1, 41.11, 44-47, 65.5, 65.8, 47/66.5-66.7, 67, 69, 71

See application file for complete search history.

(56) **References Cited**

U.S. PATENT DOCUMENTS

584,659 A	6/1897	Appel	
D42,648 S	6/1912	Sanford	
1,868,853 A	7/1932	Sievers	
1,883,108 A	10/1932	Thompson	
2,165,277 A *	7/1939	Koch et al.	229/405
4,464,118 A	8/1984	Scott et al.	
D301,565 S	6/1989	Weder	
D301,991 S	7/1989	Van Sant	
D315,700 S	3/1991	Stephens	
5,235,782 A	8/1993	Landau	

D363,254 S *	10/1995	McGranaghan	D11/143
D374,204 S	10/1996	Weder	
D419,436 S	1/2000	Celtorius et al.	
D431,495 S *	10/2000	Wagner	D11/143
D448,097 S *	9/2001	Bodum	D26/9
6,341,446 B2	1/2002	Weder et al.	
6,477,804 B2	11/2002	Weder et al.	
6,523,305 B2	2/2003	Weder et al.	
6,543,183 B1 *	4/2003	McNaughton	47/41.01
6,546,669 B2	4/2003	Weder et al.	
6,574,919 B2	6/2003	Weder	
6,655,085 B2	12/2003	Weder et al.	
6,662,496 B2	12/2003	Weder	
6,779,301 B2	8/2004	Weder	
D522,404 S *	6/2006	Kerdil	D11/143
2004/0187382 A1 *	9/2004	Tsang	47/41.01

* cited by examiner

Primary Examiner—Robert M. Spear

Assistant Examiner—Garth Rademaker

(74) *Attorney, Agent, or Firm*—Timothy J. Martin; Michael R. Henson; John W. Carpenter

(57) **CLAIM**

The ornamental design for a formable vase, as shown and described.

DESCRIPTION

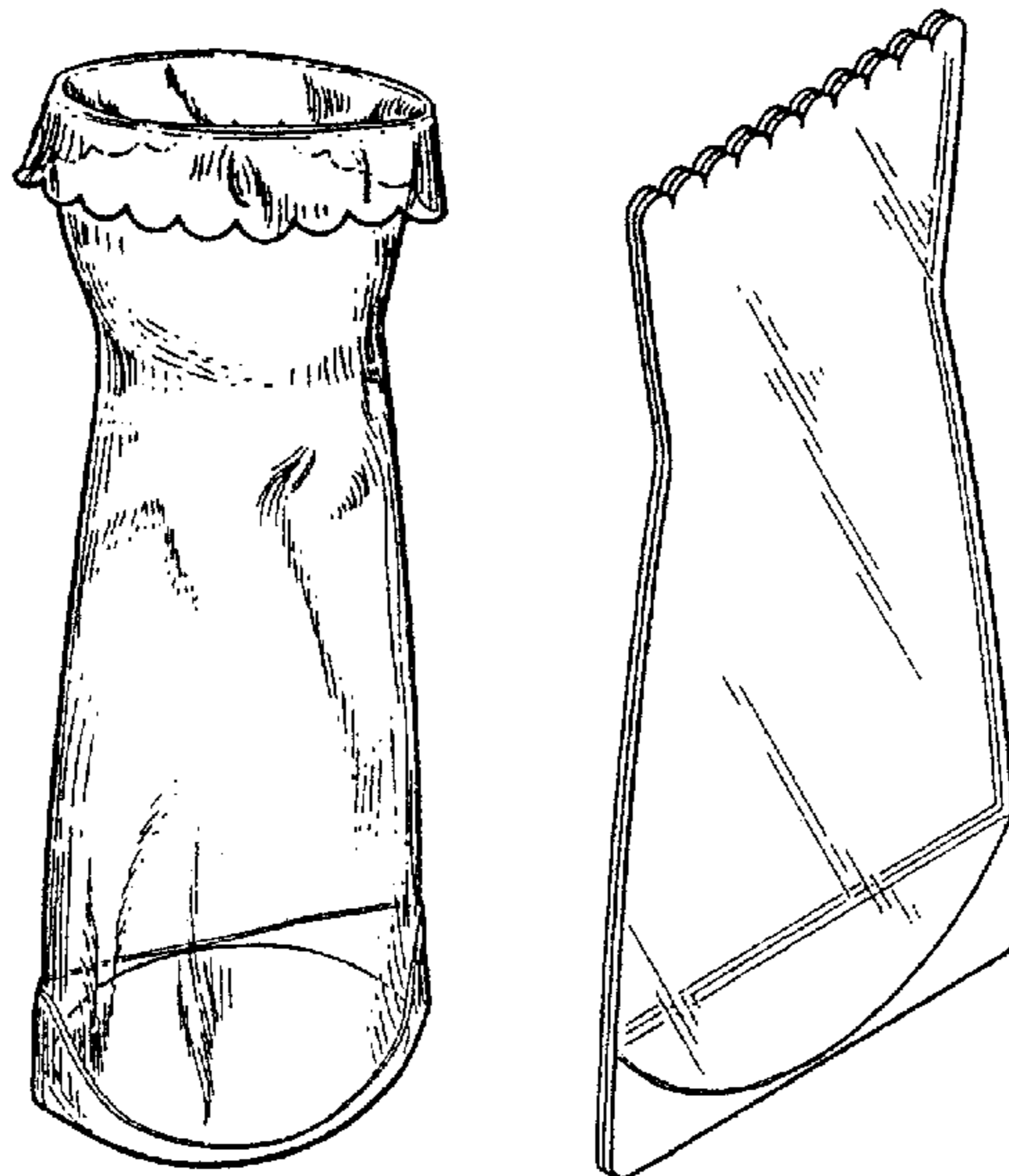
FIG. 1 is a perspective view of a formable vase showing our new design.

FIG. 2 is a perspective view thereof, shown in an alternate position of use;

FIG. 3 is a front elevation view thereof, the rear elevation view being a mirror image thereof; and,

FIG. 4 is a left side elevation view thereof, the right side elevation view being a mirror image thereof.

1 Claim, 1 Drawing Sheet



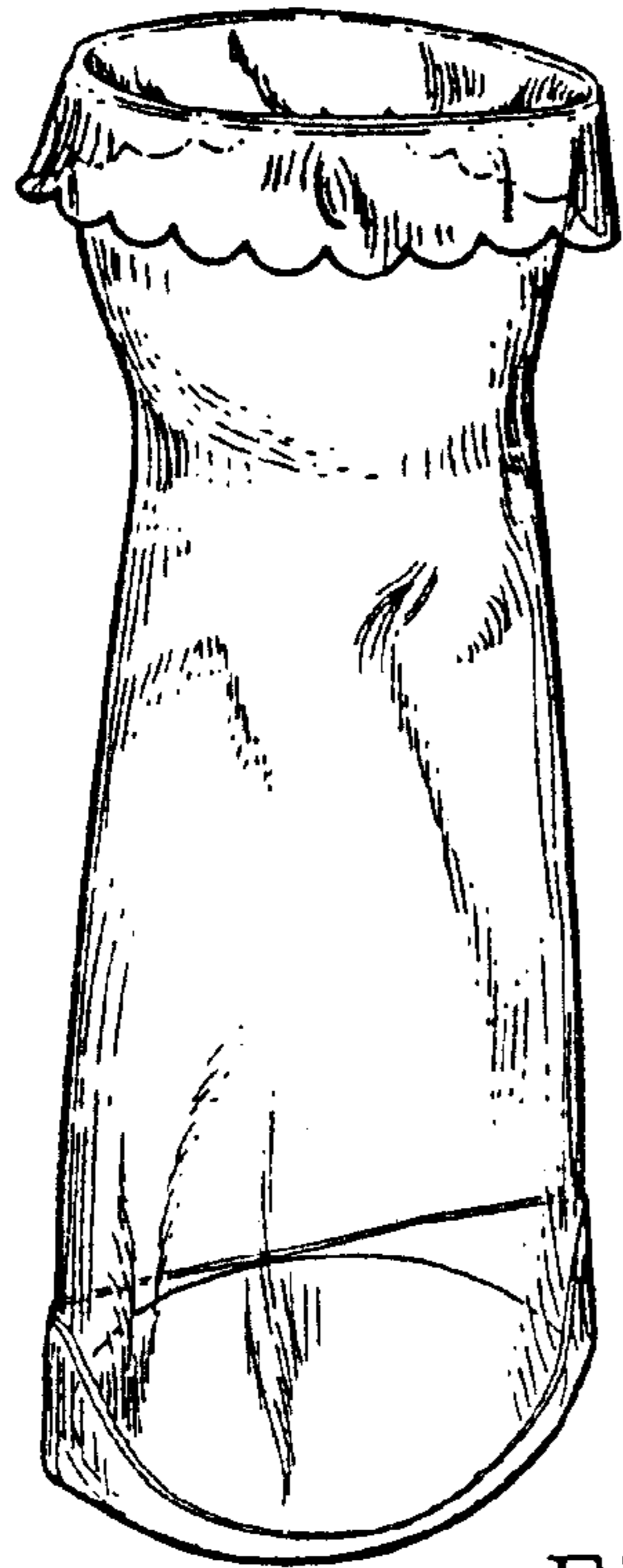


Fig. 1

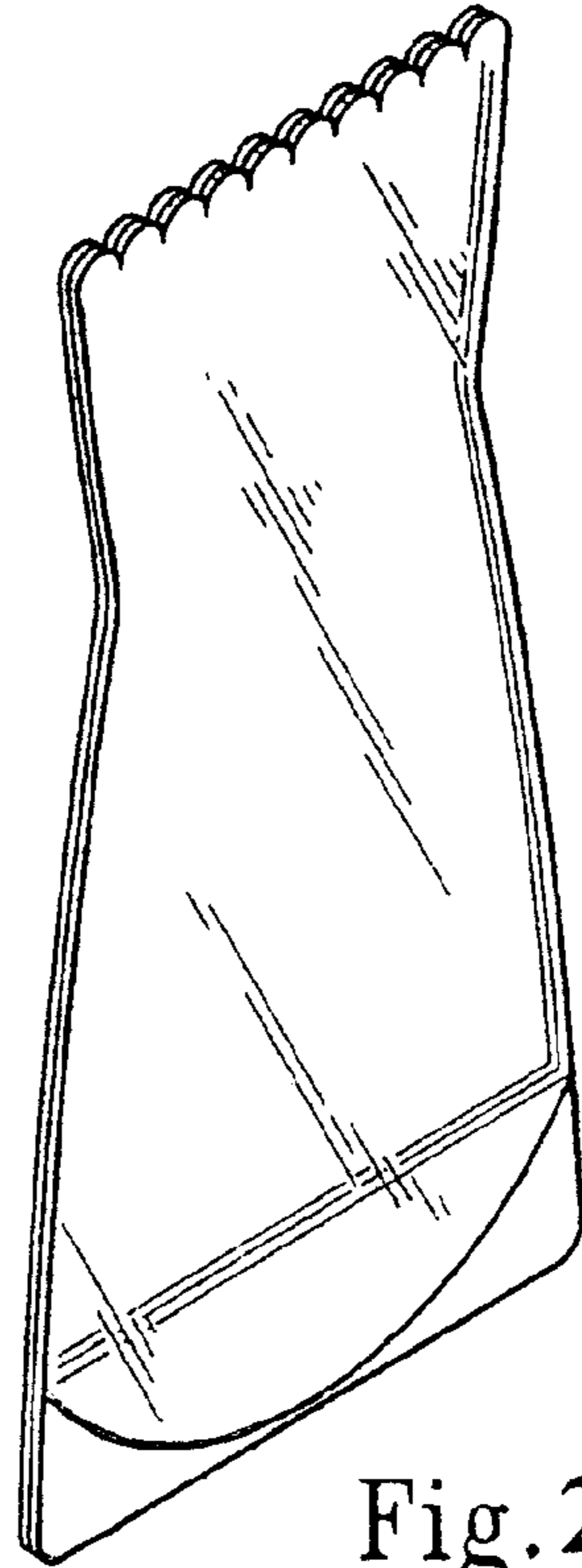


Fig. 2

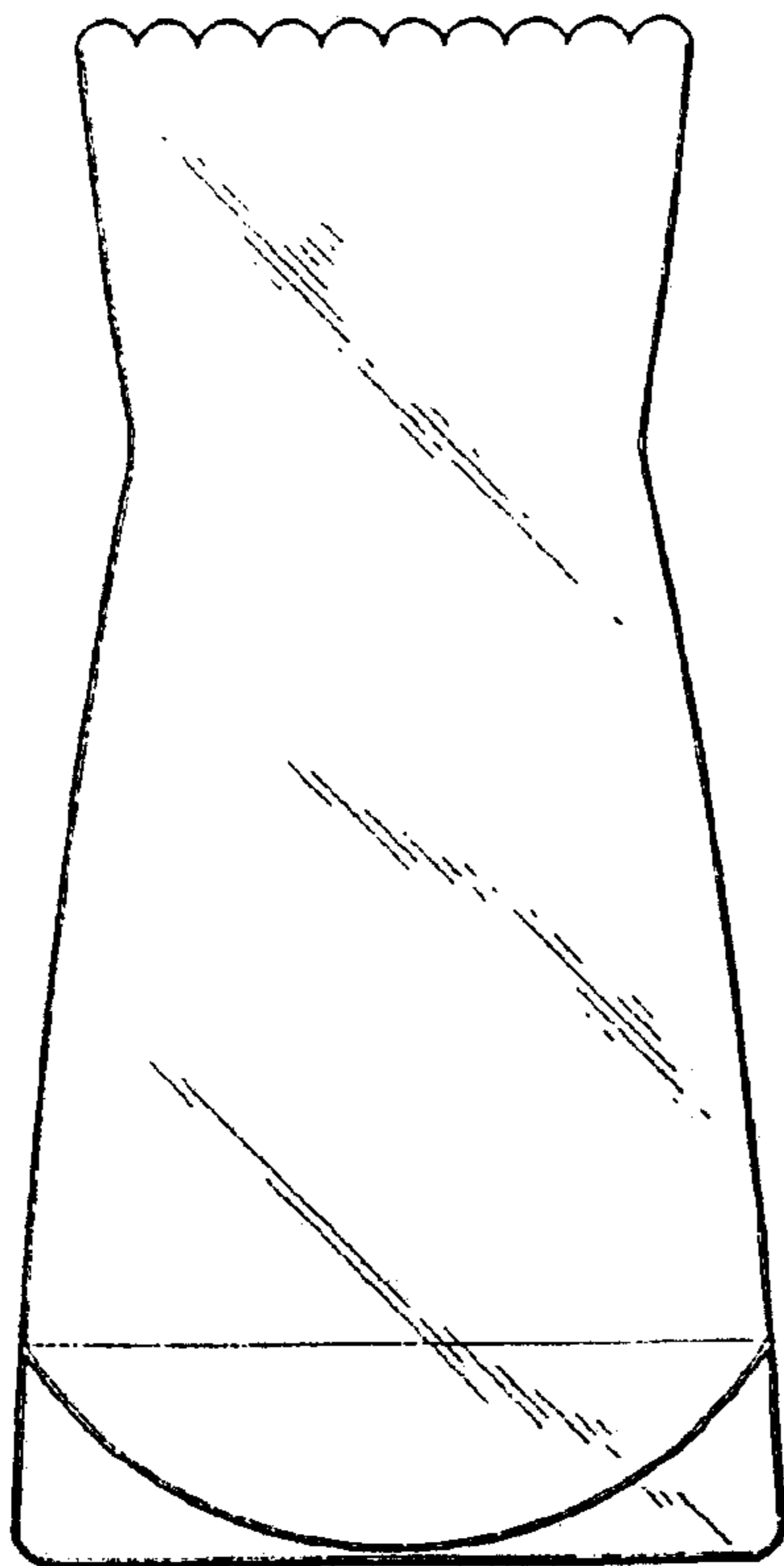


Fig. 3



Fig. 4