



US00D556620S

(12) **United States Design Patent**
Chan

(10) **Patent No.:** **US D556,620 S**

(45) **Date of Patent:** **** Dec. 4, 2007**

(54) **ITEM OF JEWELRY FOR USE AS A
PENDANT, EARRING, RING, BROOCH,
BRACELET, HAIR PIN, CUFF LINK OR
TIEPIN**

D372,436 S * 8/1996 Loch D11/3
D501,395 S * 2/2005 Kelleghan D8/356
D511,963 S * 11/2005 Murphy et al. D8/356
D520,895 S * 5/2006 Emery et al. D11/6

(75) Inventor: **Shui Lun Chan**, Wan Chai (HK)

* cited by examiner

(73) Assignee: **Qilin Limited**, Wan Chai (HK)

Primary Examiner—Lou Zarfaz

Assistant Examiner—Michelle E. Wilson

(**) Term: **14 Years**

(74) *Attorney, Agent, or Firm*—Christie, Parker & Hale, LLP

(21) Appl. No.: **29/230,038**

(57) **CLAIM**

(22) Filed: **May 16, 2005**

The ornamental design for an item of jewelry for use as a pendant, earring, ring, brooch, bracelet, hair pin, cuff link or tiepin, as shown and described.

(51) **LOC (8) Cl.** **11-01**

(52) **U.S. Cl.** **D11/1**

(58) **Field of Classification Search** D11/1–25,
D11/32, 93.94; 59/78, 79.2; 63/1.11, 3,
63/3.1, 3.2, 5.1, 5.2, 7–11; 224/175; D17/14,
D17/17–19; D8/300–303, 319, 320, 356
See application file for complete search history.

DESCRIPTION

FIG. 1 is a perspective view of an item of jewelry for use as a pendant, earring, ring, brooch, bracelet, hair pin, cuff link or tiepin, showing my new design;

(56) **References Cited**

FIG. 2 is a front elevation view thereof;

U.S. PATENT DOCUMENTS

FIG. 3 is a back elevation view thereof;

D269,770 S * 7/1983 Pittenger et al. D11/87
D283,807 S * 5/1986 Dobbins D11/79
D292,687 S * 11/1987 Pesonen D11/88
D295,151 S * 4/1988 Saraga D11/42
D295,267 S * 4/1988 Saraga D11/42
D298,611 S * 11/1988 Saraga D11/42
D316,685 S * 5/1991 Royer D11/4

FIG. 4 is a top end view thereof;

FIG. 5 is a bottom end view thereof;

FIG. 6 is a left side view thereof; and,

FIG. 7 is a right side view thereof.

1 Claim, 2 Drawing Sheets


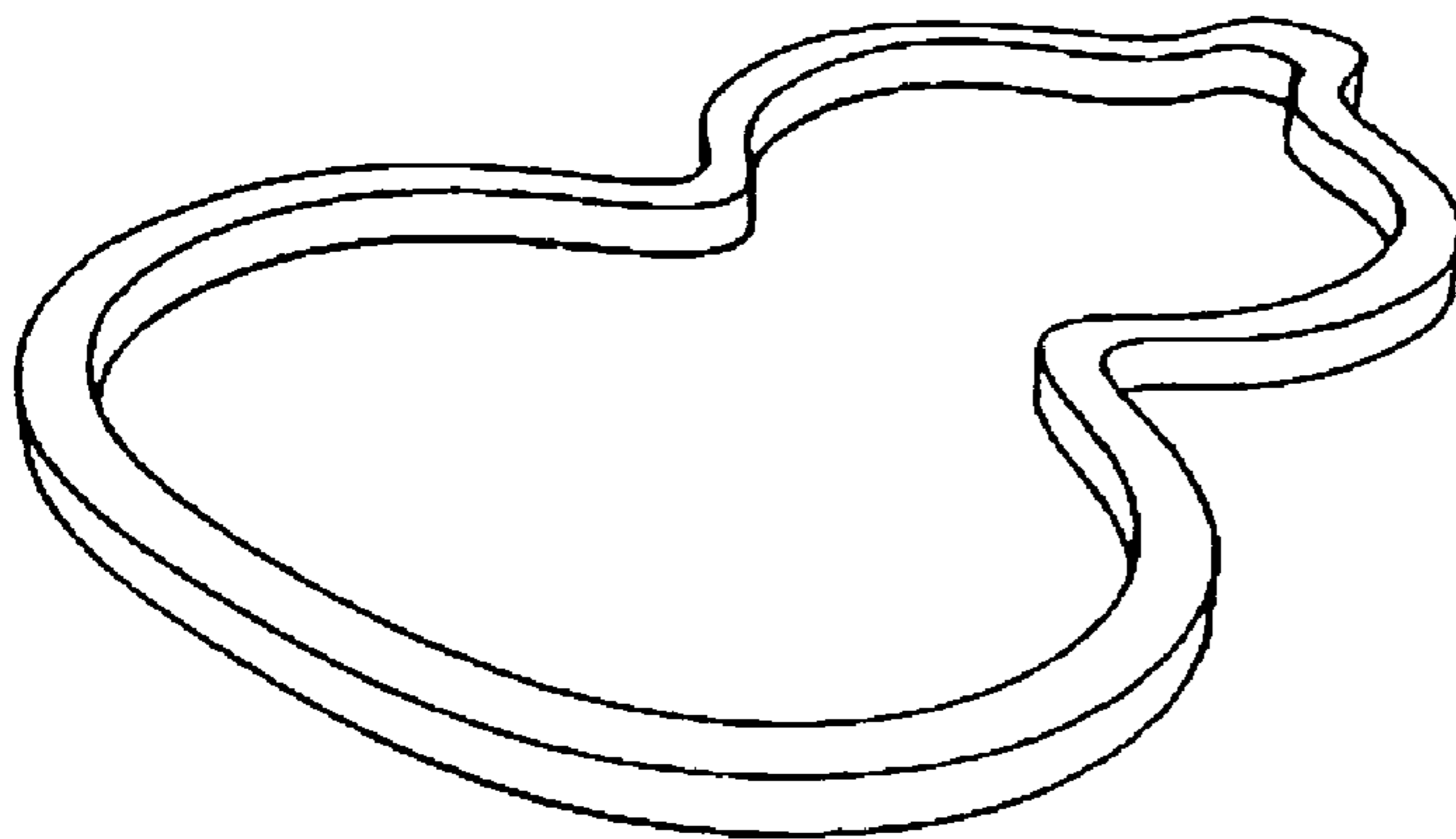


Fig. 1

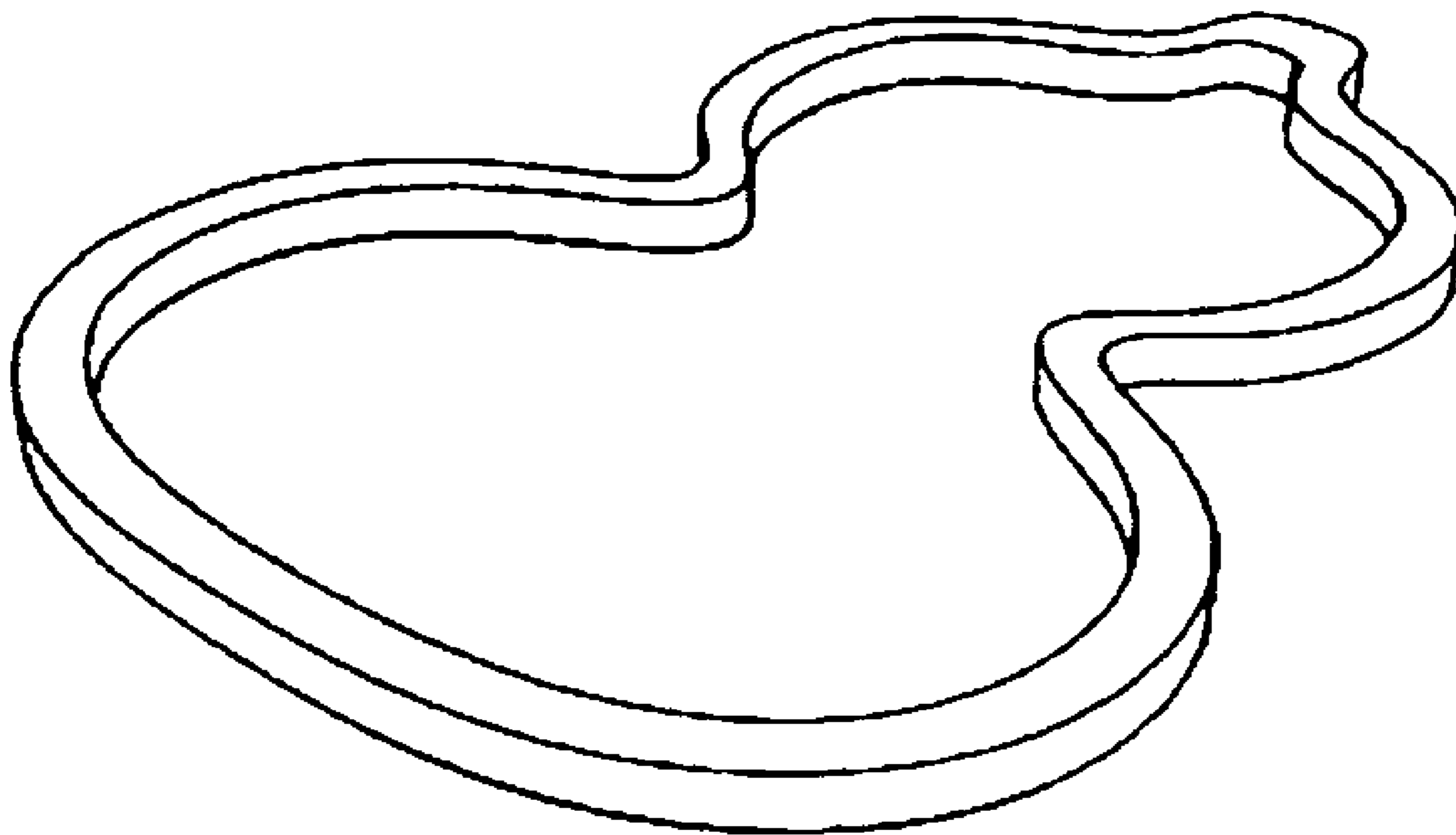


Fig. 4



Fig. 6




Fig. 2

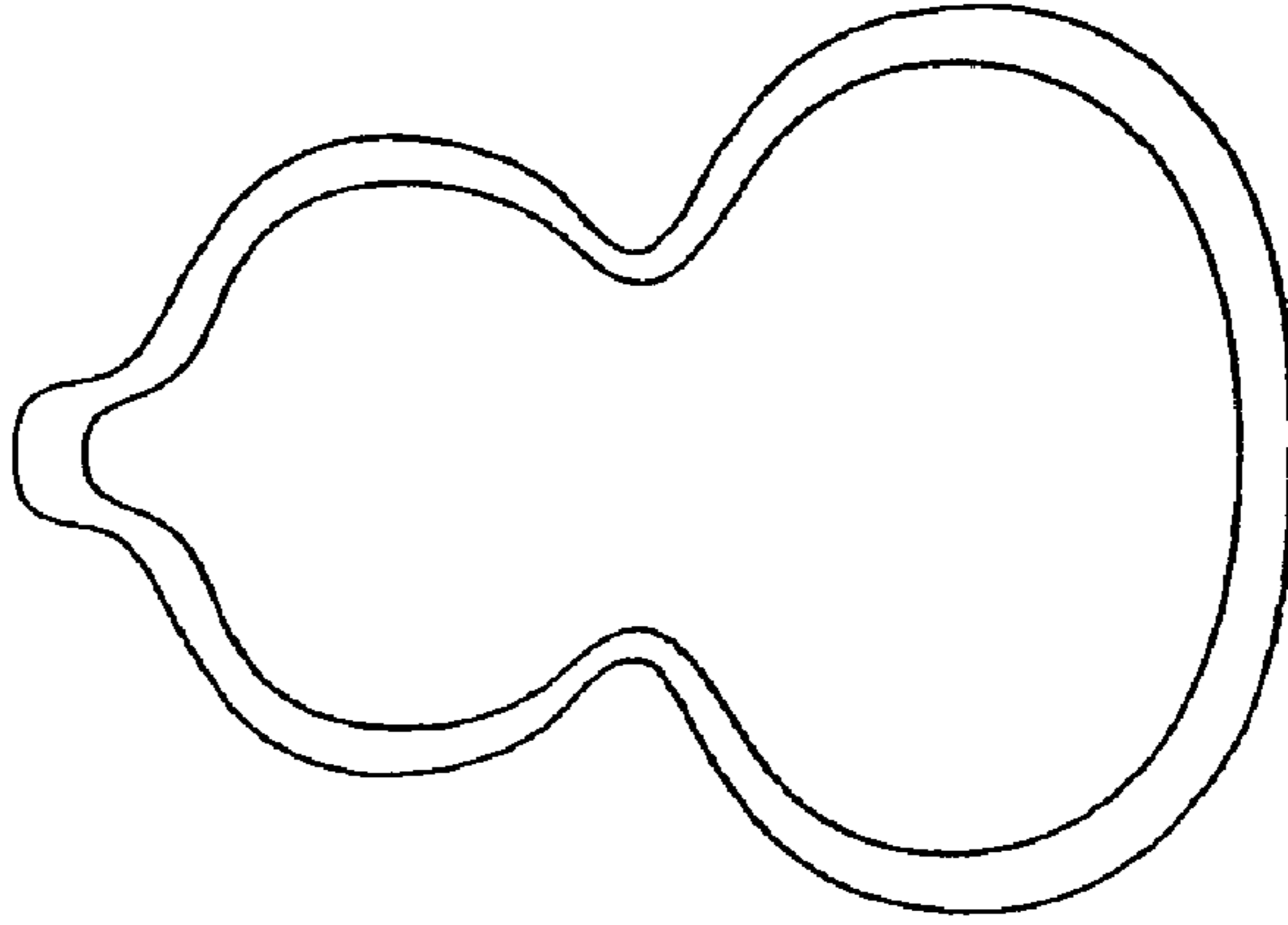


Fig. 7

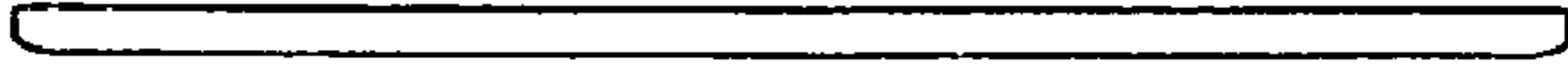


Fig. 3

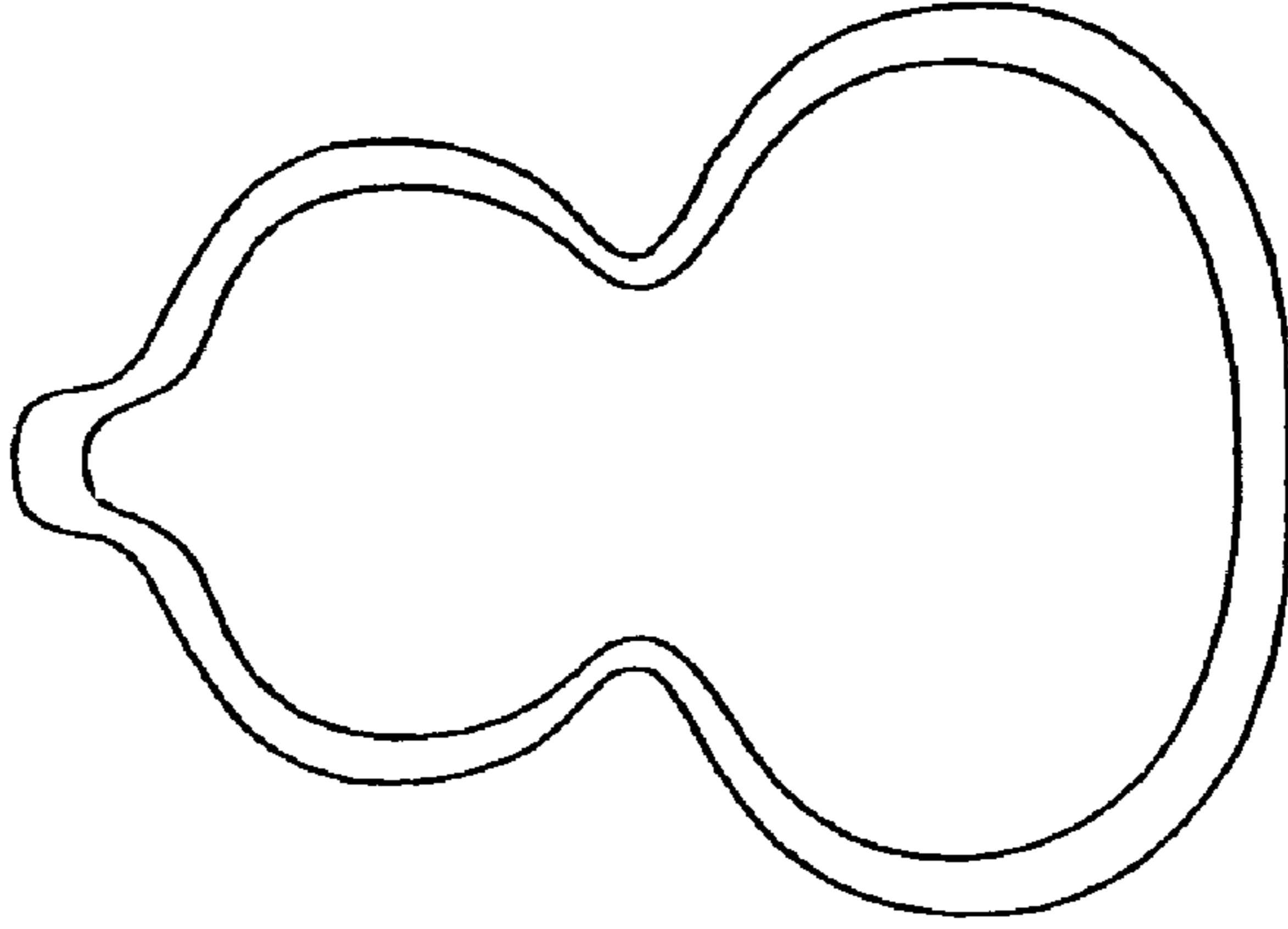


Fig. 5

