



US00D556612S

(12) **United States Design Patent** (10) **Patent No.:** **US D556,612 S**
Beecher et al. (45) **Date of Patent:** **** Dec. 4, 2007**

(54) **ANIMAL TRACKING TRANSMITTER AND RECEIVER**

(76) Inventors: **Wilford E. Beecher**, 3386 Highway 160, West Plains, MO (US) 65775; **Ann E. Beecher**, 3386 Highway 160, West Plains, MO (US) 65775

(**) Term: **14 Years**

(21) Appl. No.: **29/247,023**

(22) Filed: **May 24, 2006**

4,885,800 A	12/1989	Ragle	
5,024,447 A	6/1991	Jude	
5,157,405 A	10/1992	Wycoff et al.	
D350,906 S	9/1994	Passio	
6,409,617 B1	6/2002	Arnold	
6,867,693 B1 *	3/2005	Radin	340/539.13
6,974,398 B2 *	12/2005	Murphy	473/578
7,026,932 B2 *	4/2006	Loudon	340/568.1
7,095,320 B2 *	8/2006	Wang	340/539.22
7,106,214 B2 *	9/2006	Jesadanont et al.	340/932.2
2002/0091023 A1	7/2002	Porter	
2006/0250255 A1 *	11/2006	Flanagan	340/573.4

* cited by examiner

Related U.S. Application Data

(63) Continuation of application No. 29/219,696, filed on Dec. 22, 2004, now abandoned.

(51) **LOC (8) Cl.** **10-04**

(52) **U.S. Cl.** **D10/65**

(58) **Field of Classification Search** 455/98; 473/98, 570, 578; D10/65, 70; 124/86; 340/815.68, 825.49, 825.72, 539.1, 539.11, 340/539.13, 539.23, 573.1, 573.3, 573.4, 340/586; 342/386

See application file for complete search history.

(56) **References Cited**

U.S. PATENT DOCUMENTS

3,790,948 A	2/1974	Rathovich
4,675,683 A	6/1987	Robinson et al.
4,704,612 A	11/1987	Boy et al.
4,749,198 A	6/1988	Brailean

Primary Examiner—Antoine D. Davis

(57) **CLAIM**

The ornamental design for an animal tracking transmitter and receiver, as shown and described.

DESCRIPTION

FIG. 1 is a front elevation view an animal tracking transmitter and receiver showing our new design;

FIG. 2 is a rear elevation view;

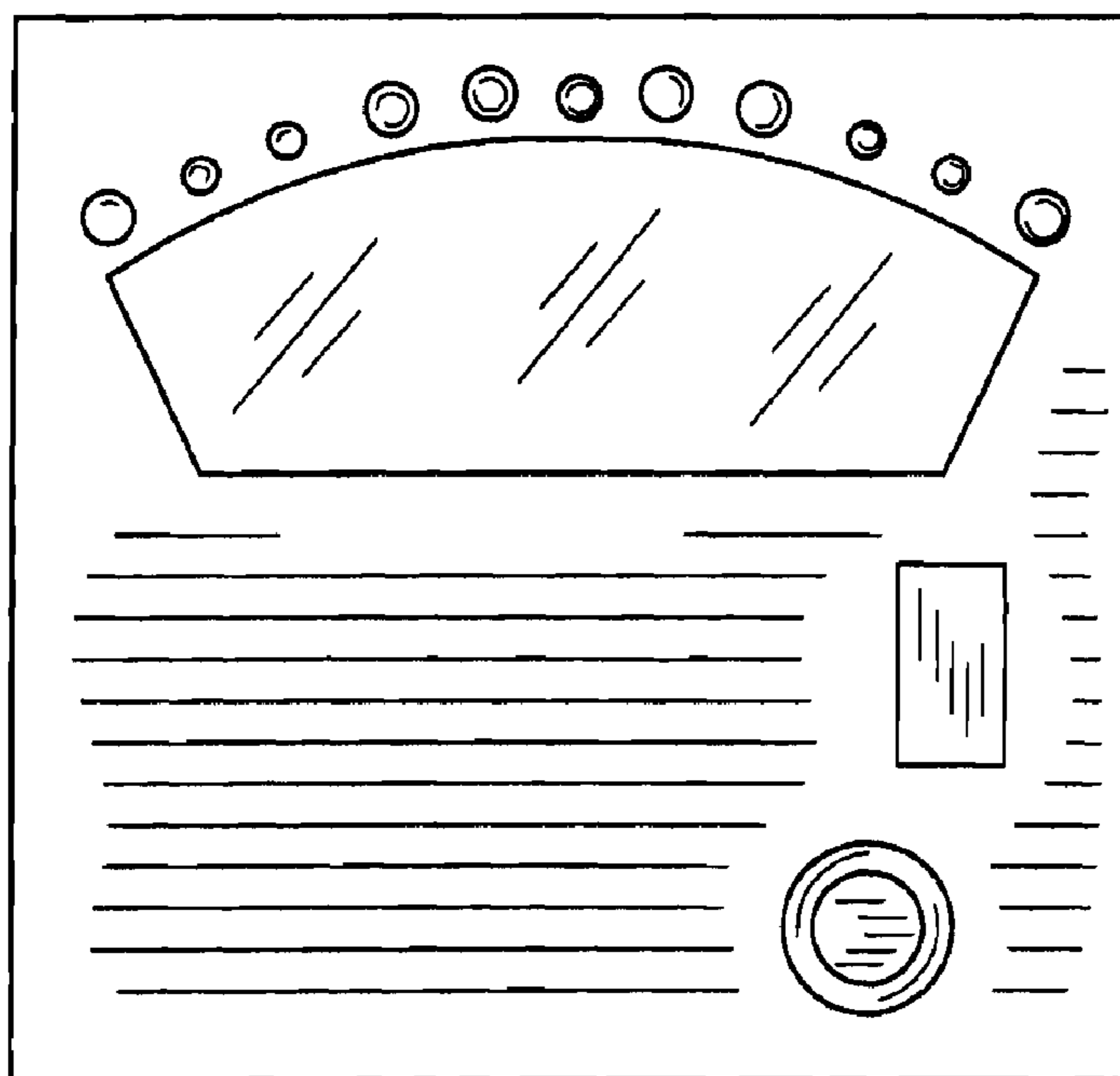
FIG. 3; is a left side elevation view;

FIG. 4 is a top plan view; and,

FIG. 5 is a bottom plan view of an animal tracking transmitter and receiver showing our new design.

The broken lines are for illustrative purposes only and form no part of the claimed design.

1 Claim, 3 Drawing Sheets






FIG. 1

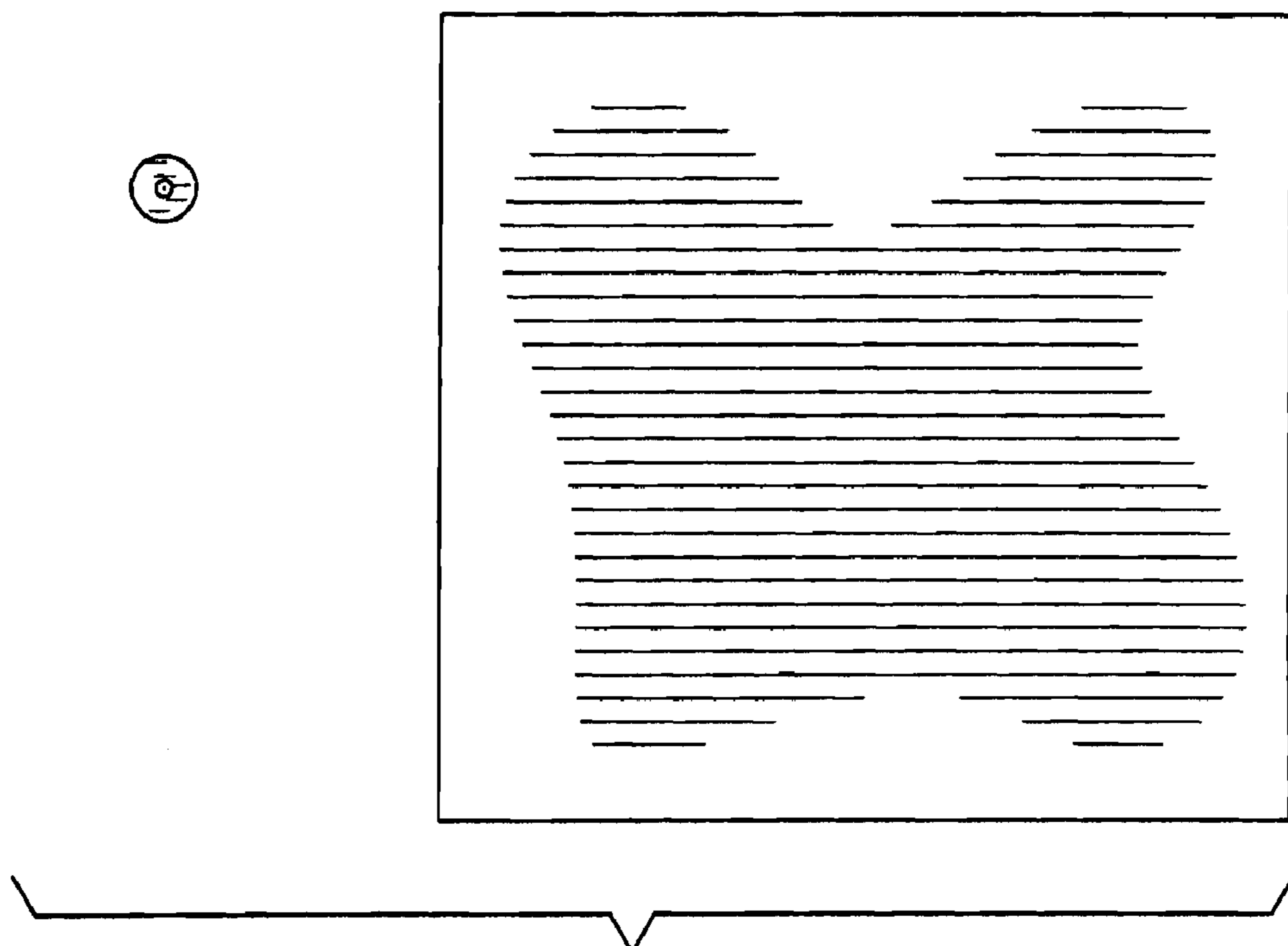


FIG. 2

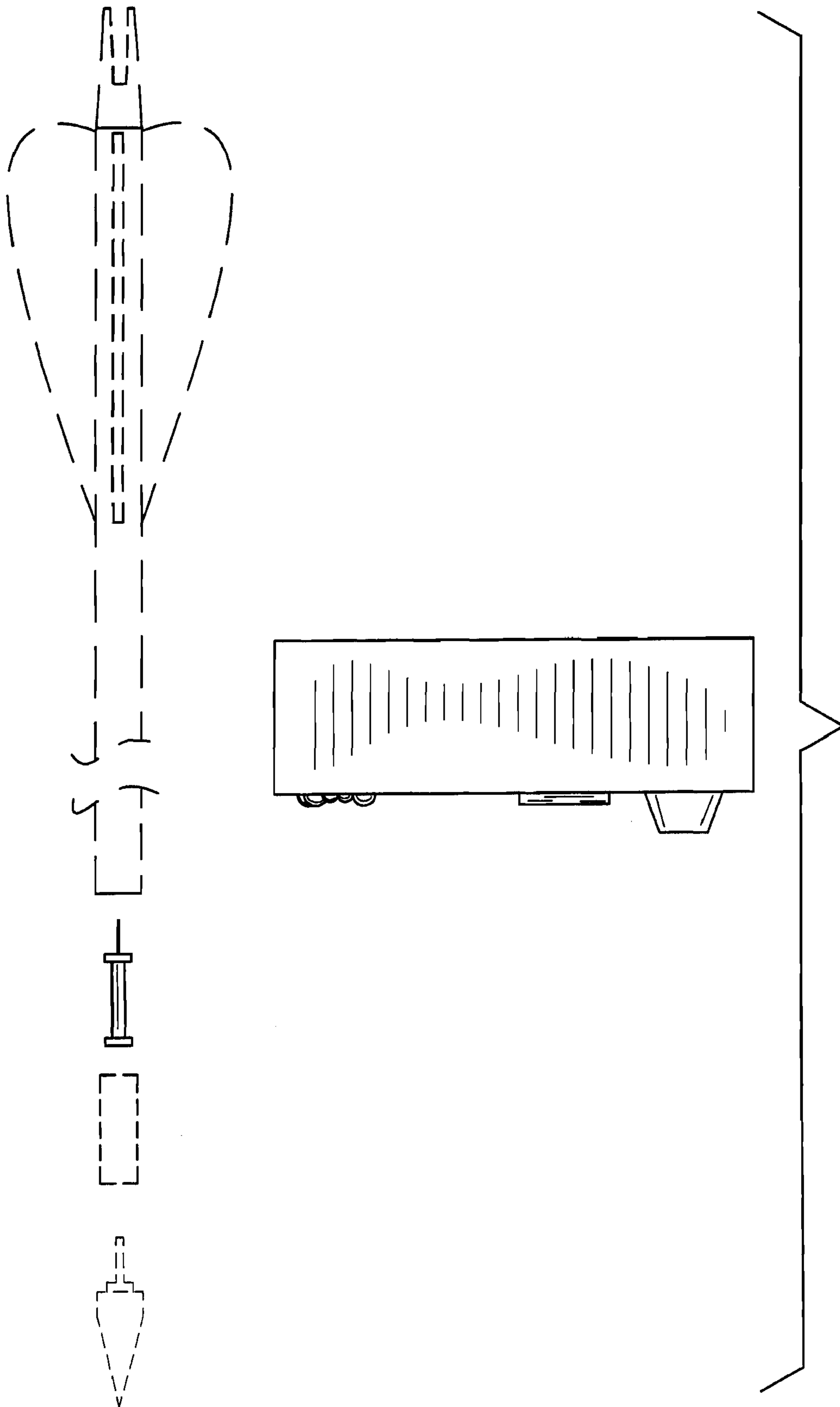


FIG. 3

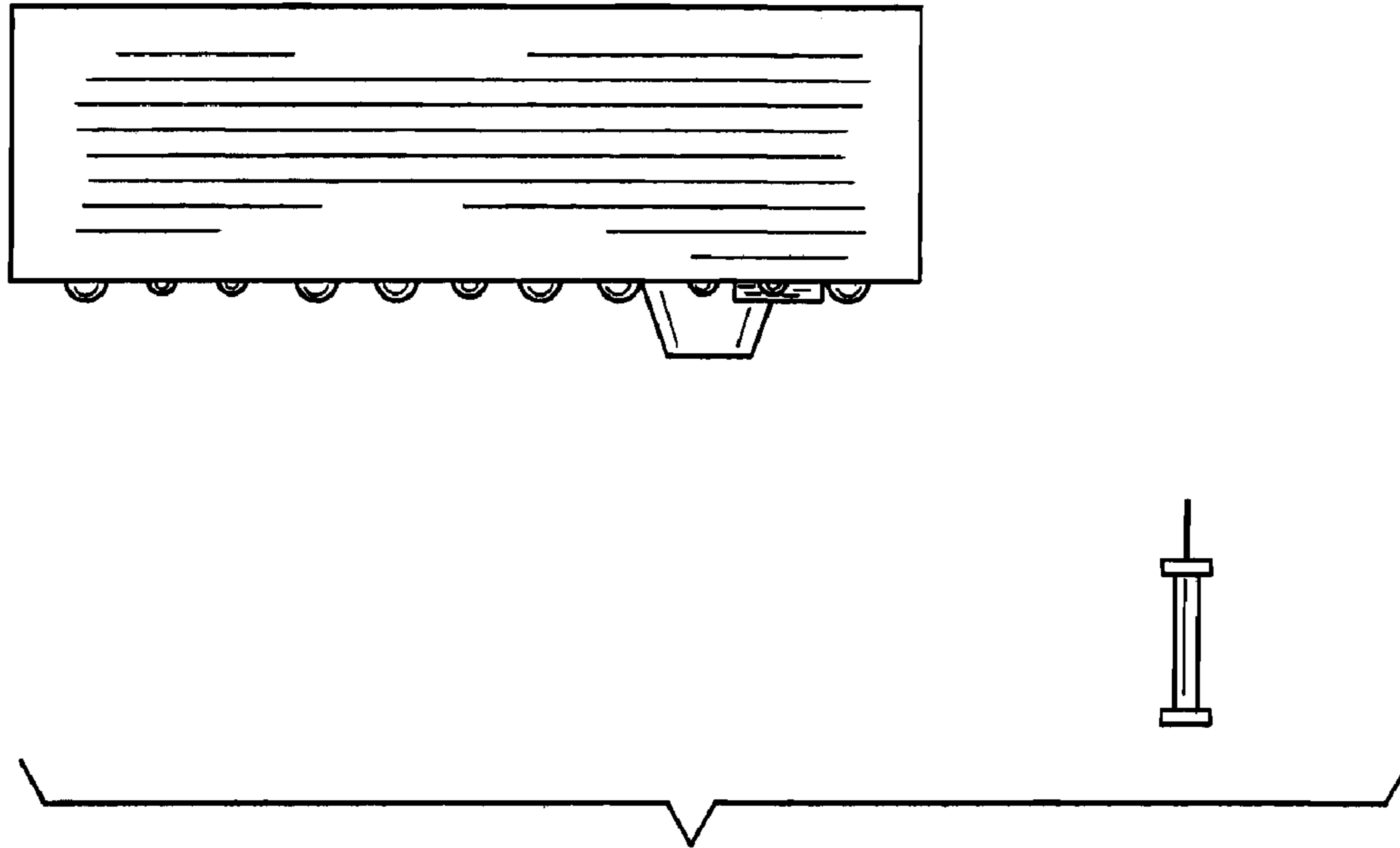


FIG. 4

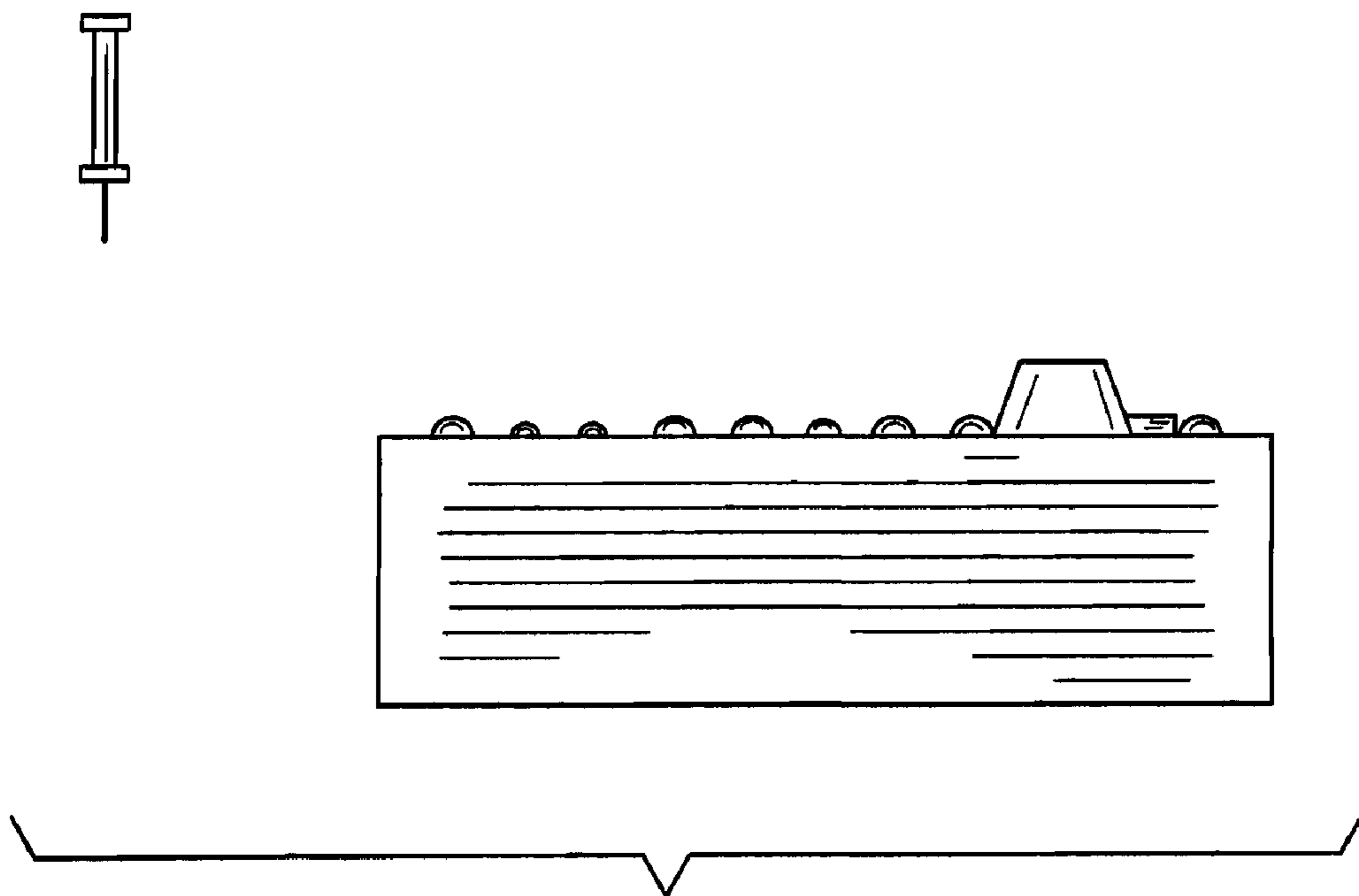


FIG. 5