



US00D556607S

(12) **United States Design Patent** (10) **Patent No.:** **US D556,607 S**  
**Beland et al.** (45) **Date of Patent:** **\*\* Dec. 4, 2007**

(54) **THERMOSTAT HOUSING**

(75) Inventors: **Stephane Beland**, St-Jean-sur-Richelieu (CA); **Vicky Laflamme**, St-Jean-sur-Richelieu (CA); **Francois Houde**, Mont St-Gregoire (CA)

(73) Assignee: **Honeywell International Inc.**, Morristown, NJ (US)

(\*\*) Term: **14 Years**

(21) Appl. No.: **29/249,979**

(22) Filed: **Oct. 27, 2006**

(51) **LOC (8) Cl.** ..... **10-04**

(52) **U.S. Cl.** ..... **D10/50**

(58) **Field of Classification Search** ..... D10/49-50;  
236/46 R, 47, 49.3, 51, 84, 94; 337/360,  
337/323; 116/324; 74/526

See application file for complete search history.

(56) **References Cited**

**U.S. PATENT DOCUMENTS**

4,824,013	A	4/1989	Gouldey	
D312,974	S *	12/1990	Conner et al.	D10/50
5,485,954	A	1/1996	Guy et al.	
5,558,936	A	9/1996	Richards	
6,032,867	A	3/2000	Dushane et al.	
6,974,910	B2	12/2005	Rohmer	
D520,883	S *	5/2006	Hillard et al.	D10/50
D525,154	S *	7/2006	Moore	D10/50
7,075,009	B1	7/2006	Rohmer	
D536,271	S *	2/2007	Moore	D10/50

**OTHER PUBLICATIONS**

“Cooler Controller,” Dial Manufacturing, Inc., 1 page prior to Oct. 27, 2006.

“EziStat PowerPak, Slimline Integrated Cooler Control for Two-Speed Evaporative Cooler, Installation Instructions,” AR 1329 Issue 1, 4 pages, prior to Oct. 27, 2006.

ETI, “FWT 3H Hydronic Thermostat, Installation and Operating Instructions,” Environmental Technology, Inc., 4 pages, Jun., 2000.  
Honeywell, “T6570 Series Digital Fan-Coil Thermostats, Product Data,” Honeywell, Inc., 8 pages, 2000.  
<http://catalogs.infocommiq.com/AVCAT/CTL640index.cfm?...>, “AMX Productline,” 4 pages, printed Sep. 27, 2006.

(Continued)

*Primary Examiner*—Antoine D. Davis

(57) **CLAIM**

An ornamental design for a thermostat housing, as shown and described.

**DESCRIPTION**

FIG. 1 is a perspective view of a thermostat housing;  
FIG. 2 is a front elevation view of the thermostat housing of FIG. 1;

FIG. 3 is a left elevation view of the thermostat housing of FIG. 1;

FIG. 4 is a right elevation view of the thermostat housing of FIG. 1;

FIG. 5 is a top view of the thermostat housing of FIG. 1;

FIG. 6 is a bottom view of the thermostat housing of FIG. 1;

FIG. 7 is a back view of the thermostat housing of FIG. 1;

FIG. 8 is a front view of another thermostat housing;

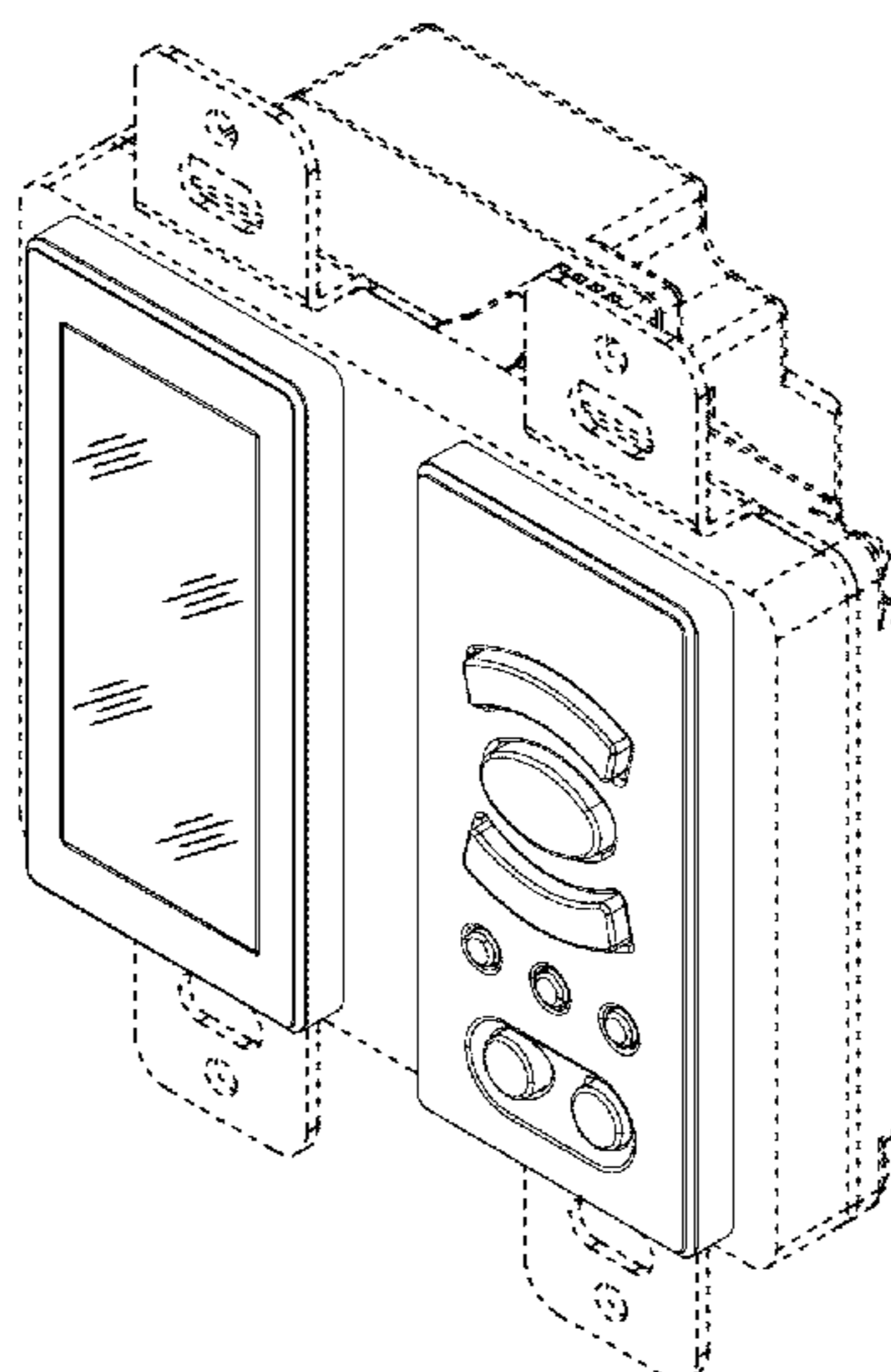
FIG. 9 is a front view of another thermostat housing;

FIG. 10 is a front view of another thermostat housing; and,

FIG. 11 is a front view of another thermostat housing.

The portions illustrated in broken lines on the figures are for illustrative purposes only and form no part of the claimed design.

**1 Claim, 11 Drawing Sheets**



## OTHER PUBLICATIONS

- [http://www.asihome.com/ASishop/product\\_infophp?....](http://www.asihome.com/ASishop/product_infophp?....), "Leviton ACWM2-SS—Acenti Double Gang Wallplate—Stainless Steel," 2 pages, printed Sep. 27, 2006.
- <http://www.dimplex.de/english/produkte/steuerungregelung/flaechenschalter.php>, "Dimplex—Control/Regulation," 4 pages, printed Sep. 27, 2006.
- <http://www.kennspenns.com/coolerparts/thermostats.html>, "Evaporative Swamp Cooler Thermostats," 3 pages, printed Sep. 27, 2006.
- [https://www.tselectronic.com/leviton\\_ac/accenti\\_wallplate.html?tse....](https://www.tselectronic.com/leviton_ac/accenti_wallplate.html?tse....), "Leviton Acenti Wallplates," 2 pages, printed Oct. 16, 2006.
- <http://www.hotelthermostat.com>, "Carrier Hotel Thermostats," 2 pages, printed Sep. 27, 2006.
- <http://www.lashen.com/vendors/calrad/keystone.asp>, "Keystone Inserts and Decora Walljacks," 14 pages, printed Sep. 27, 2006.
- <http://www.smarthome.com/865119.HTML>, "Chopin Decora Volume Control System," 2 pages, printed Sep. 27, 2006.
- <http://www.smarthome.com/1522.html>, "Decora-Style Analog Temperature Sensor," 3 pages, printed Sep. 27, 2006.
- <http://www.smarthome.com/9272dhw.html>, "Humidity, Thermometer Wall Plate—11101," 3 pages, printed Sep. 27, 2006.
- <http://www.smarthome.com/1122w.html>, "Leviton In-Wall LCD Timer," 3 pages, printed Sep. 27, 2006.
- <http://www.smarthome.com/8989RW.HTML>, "Stylish Wall Plates With Covers!," 3 pages, printed Sep. 27, 2006.
- <http://www.smarthome.com/9272s2i.html>, "Toggle 2-Gang Wallplate Thermometer—Ivory—22200," 2 pages, printed Sep. 27, 2006.
- <http://thermostatusa.com/p3741000fm.asp>, "Totaline Programmable/Non-Programmable Flush Mount Thermostat P374-1000FM," 1 page, printed Oct. 2, 2006.
- Leviton, "Decora Devices Catalog," 36 pages, prior to Oct. 27, 2006.
- Nuheat, "Electrician's Instructions for Model NG110 (120 VAC)," 1 page, May 14, 2003.
- Nuheat, "HMY110/MY220 User Guide Electronic Thermostats," 4 pages, Jun. 15, 2006.
- Nuheat, "Homeowner's Guide for Model NTG5110 (120 VAC)," 2 pages, May 14, 2003.
- Ritetemp, "Install Guide 8046," 6 pages, prior to Oct. 27, 2006.
- Totaline, "Digital Thermostat Model P374-1100FM, Installation Instructions," 12 pages, Nov. 1998.
- WarmTouch, "SHE 2000 SFS (WarmTouch Carpet) Installation/Homeowner's Manual & Warranty Registration Information," 13 pages, Dec. 5, 2002.

\* cited by examiner

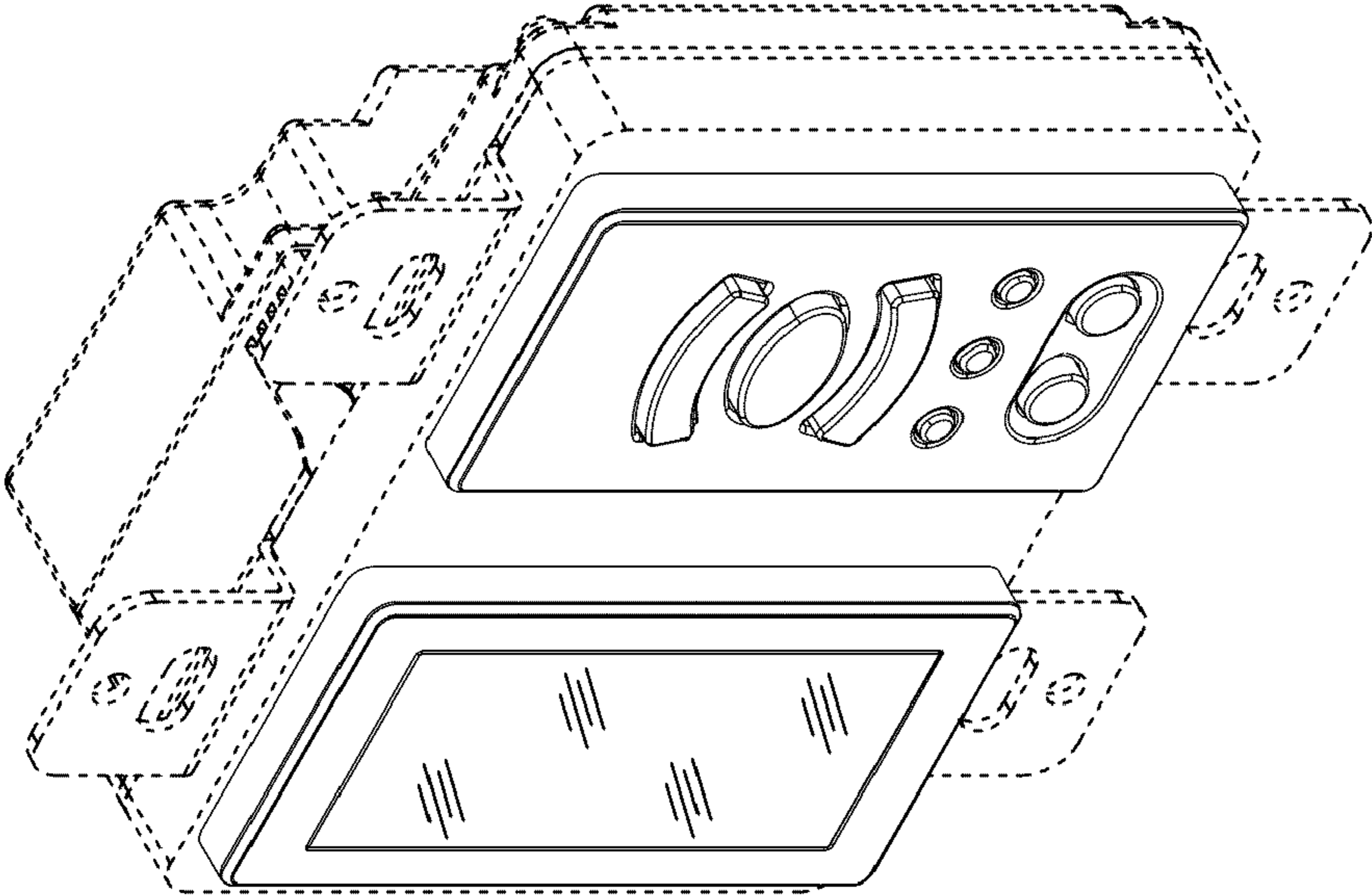


Figure 1

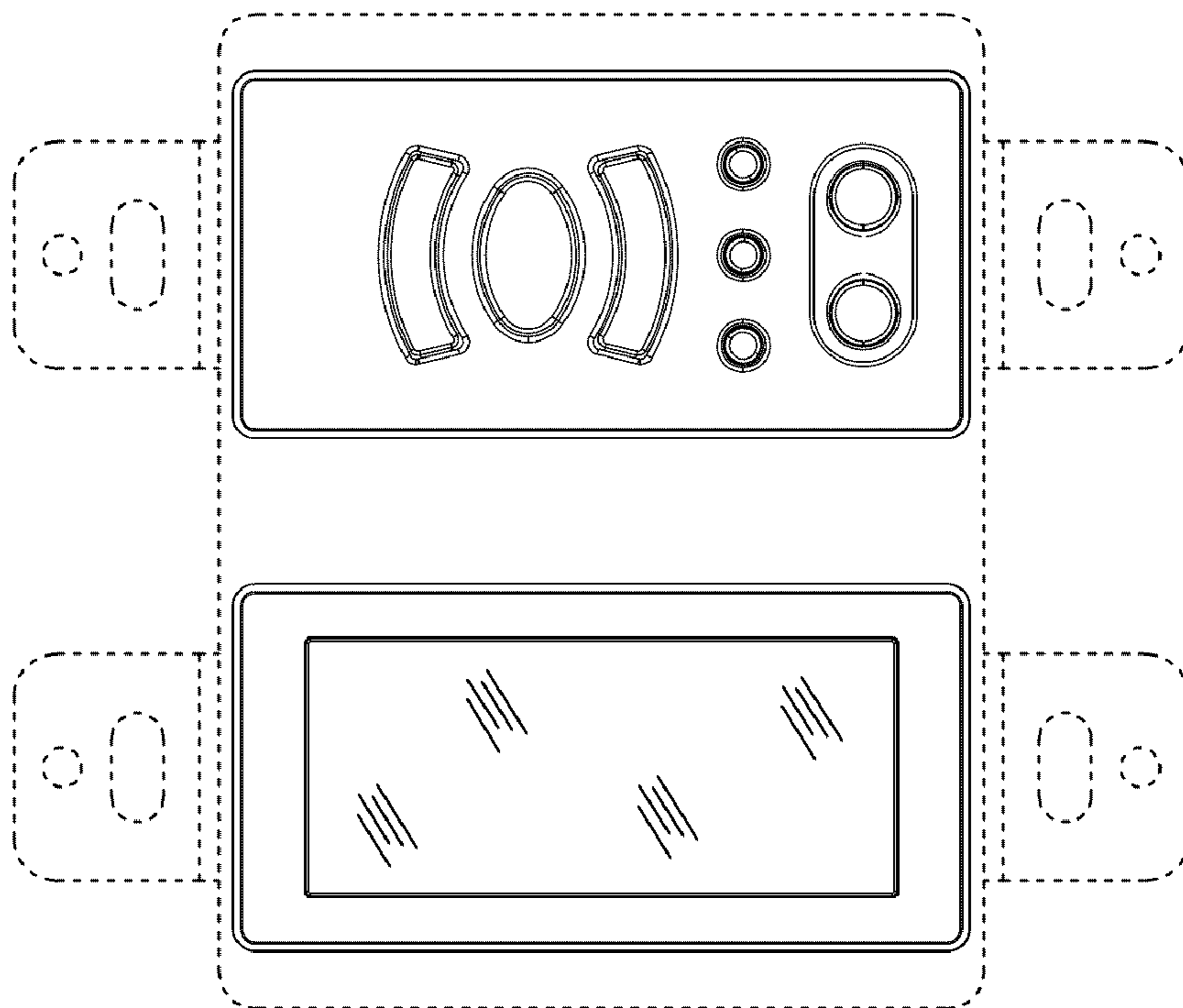
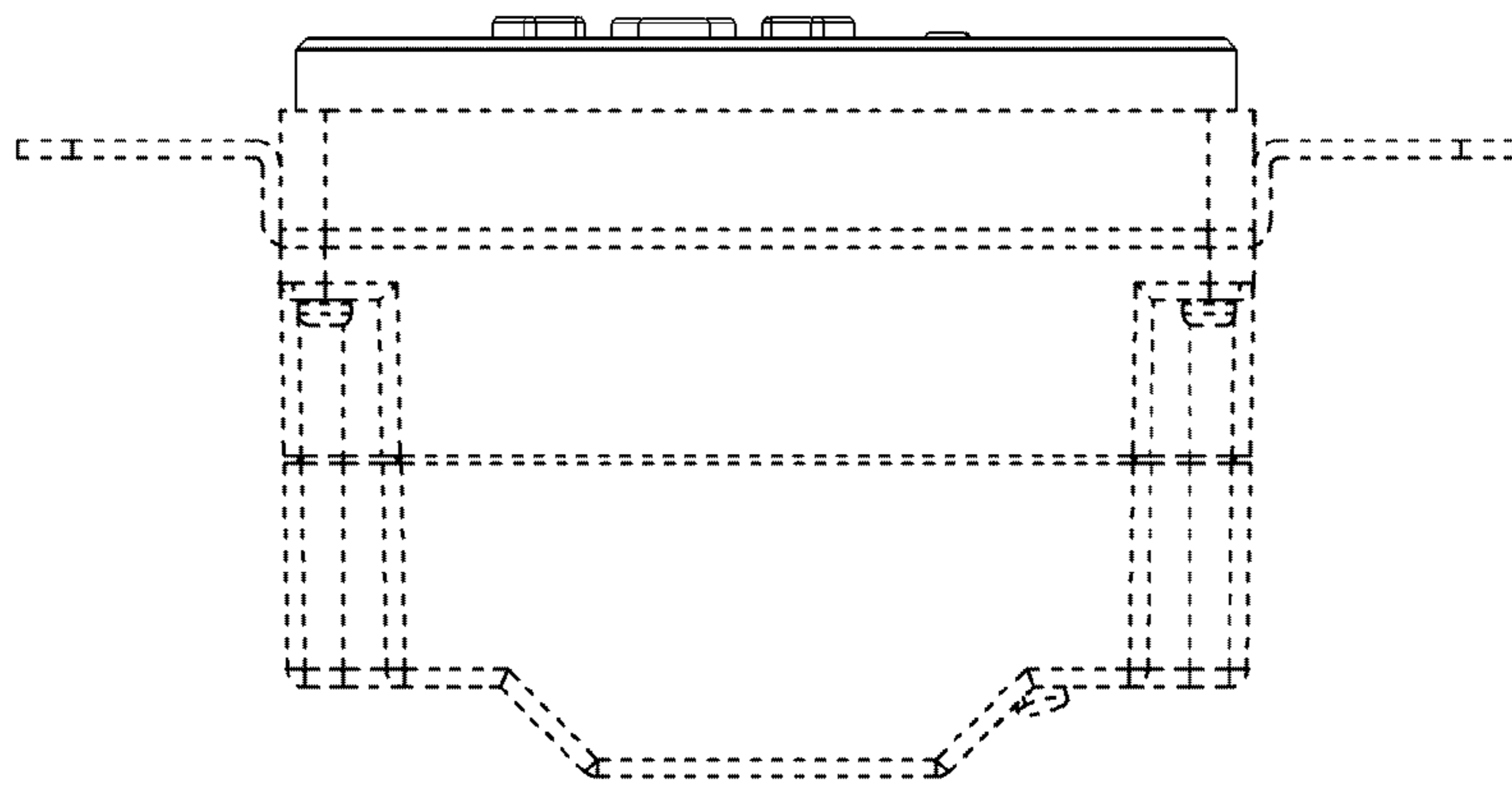
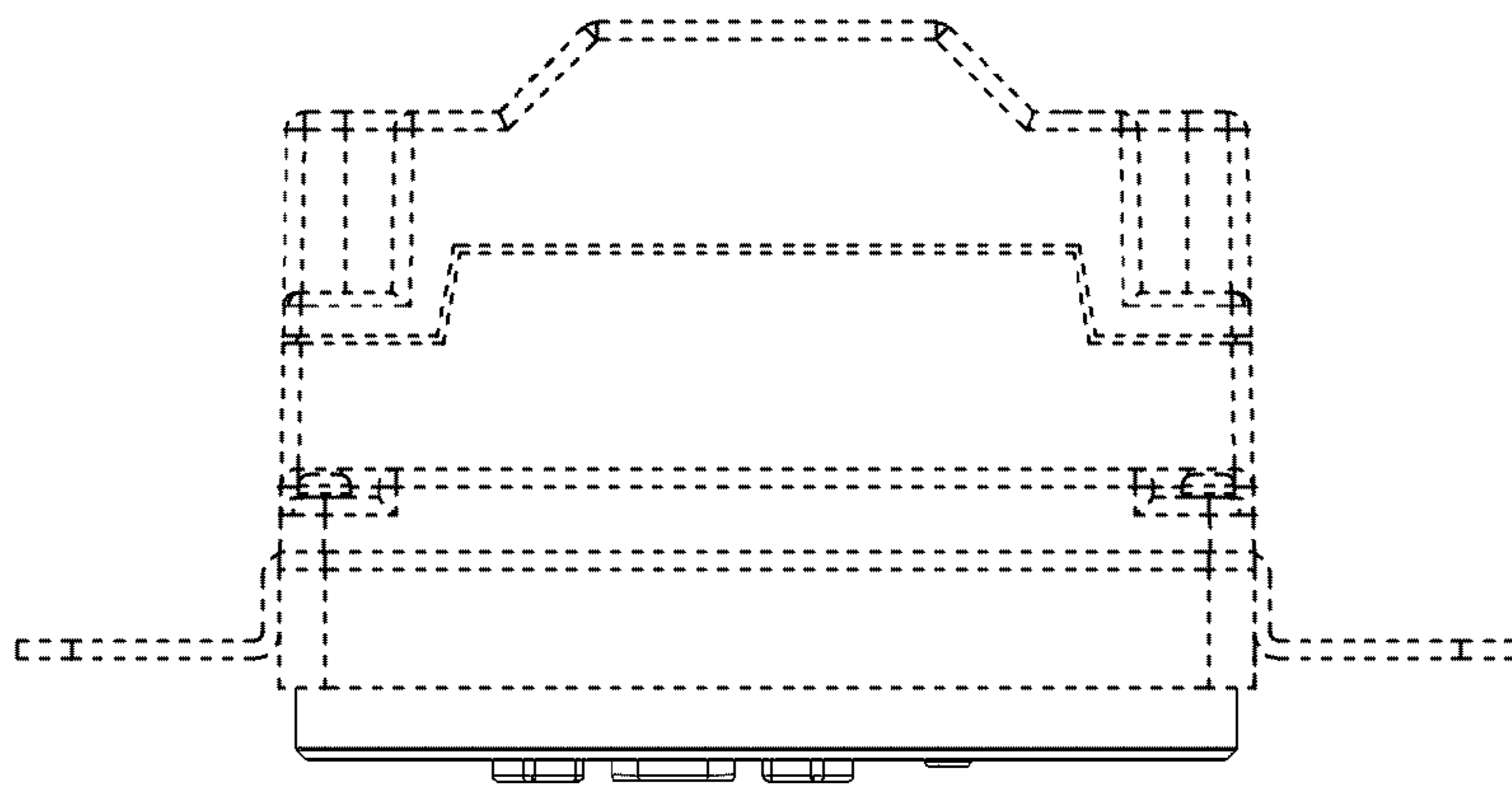


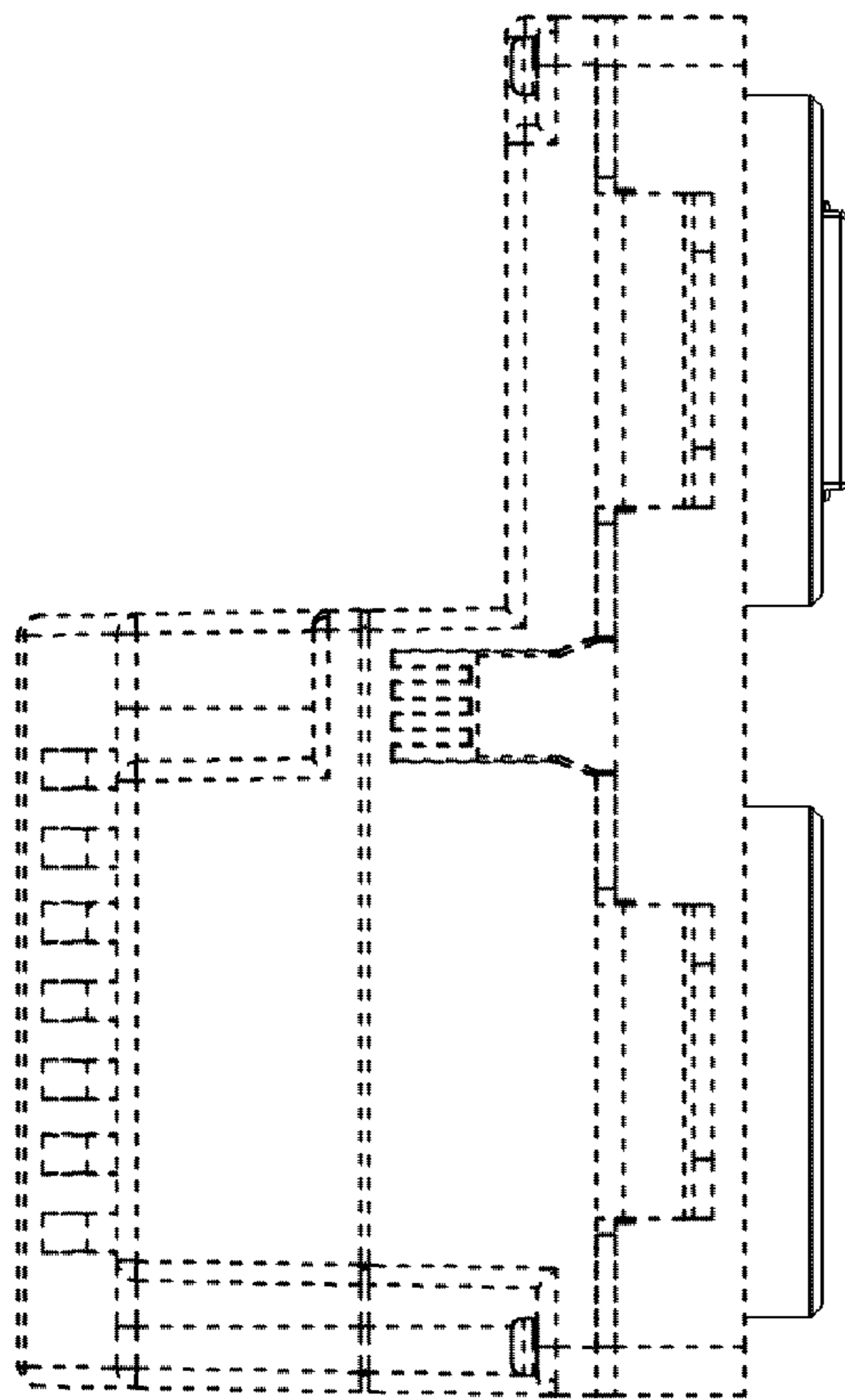
Figure 2



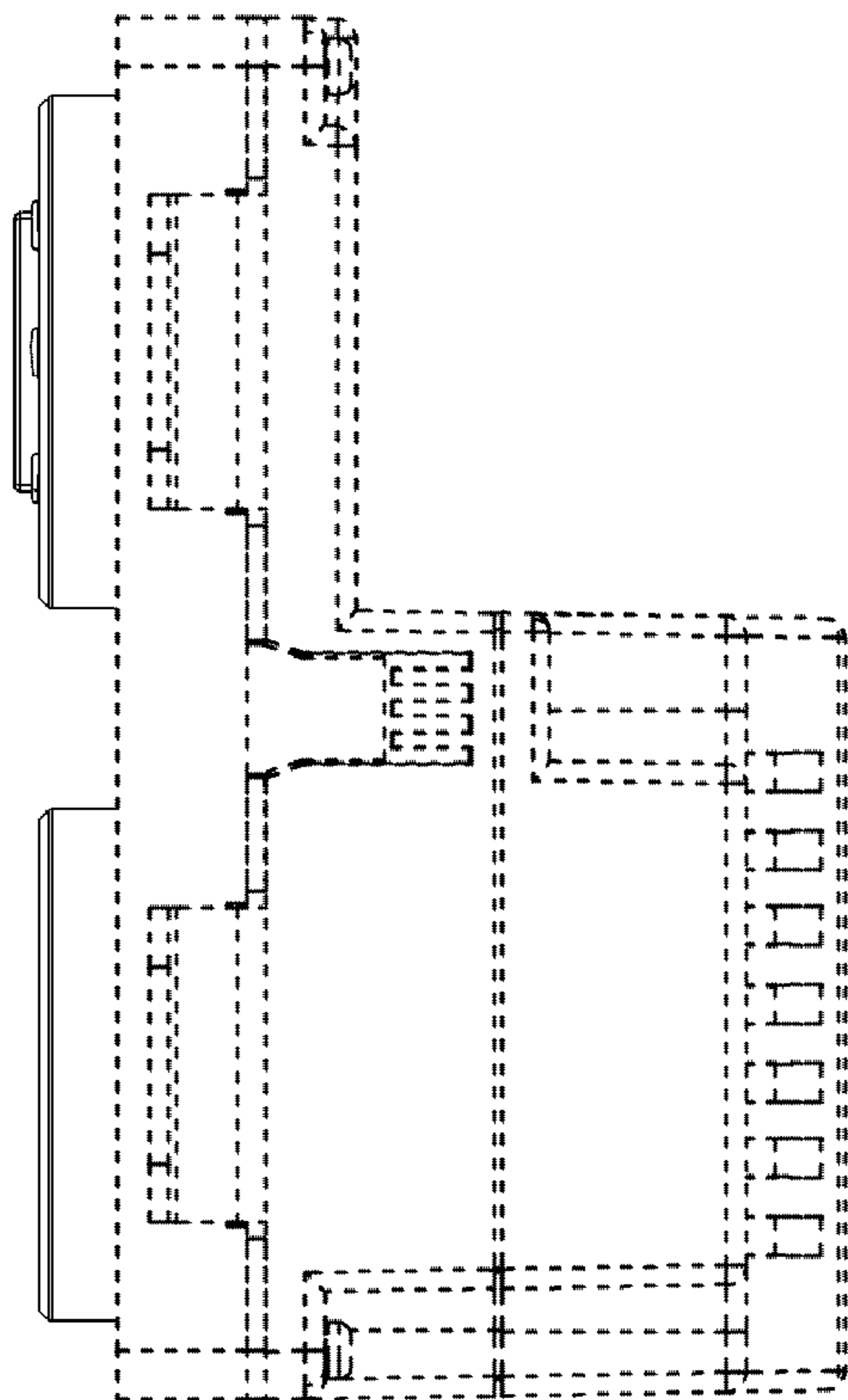
*Figure 3*



*Figure 4*

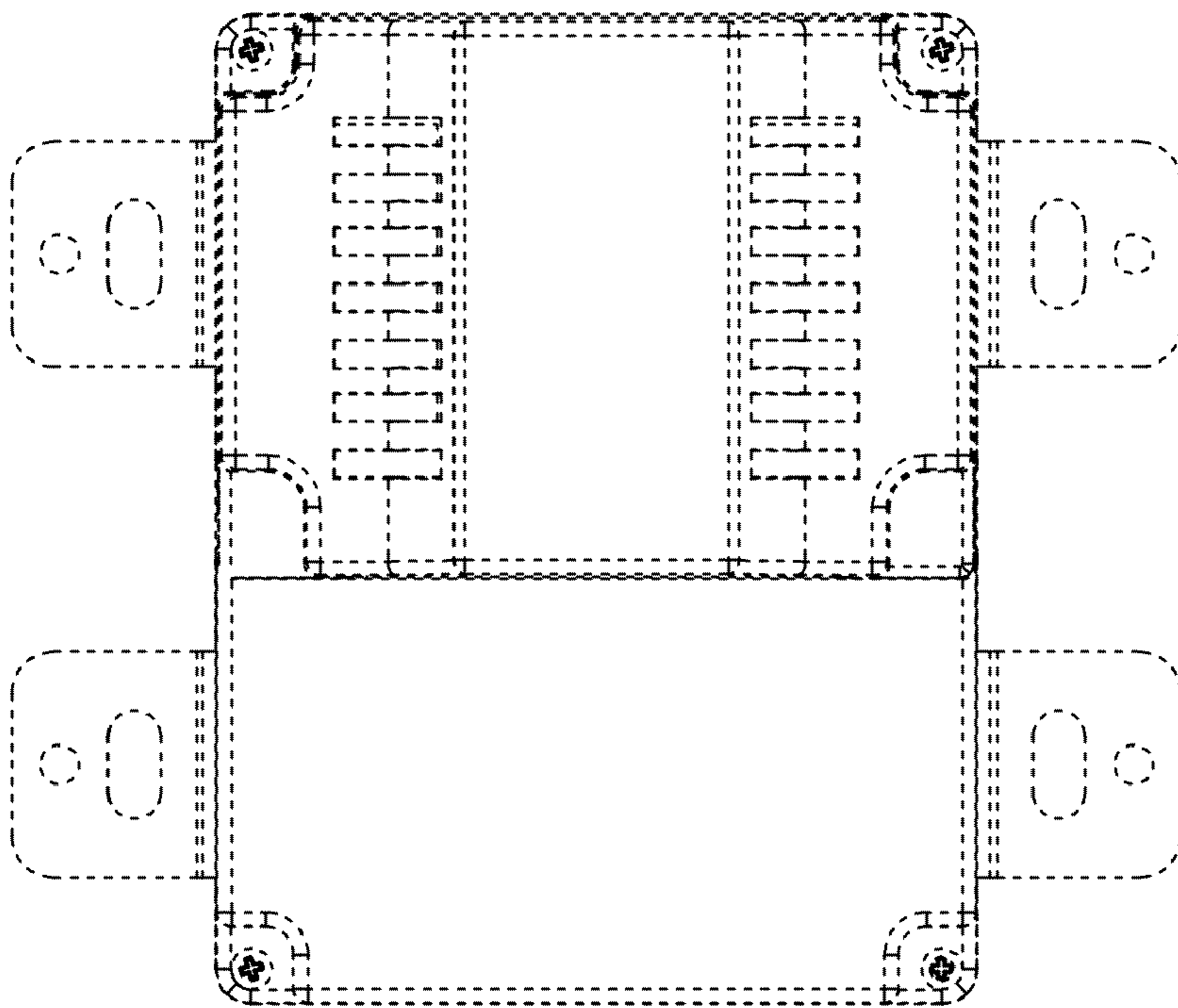


*Figure 5*



*Figure 6*





*Figure 7*

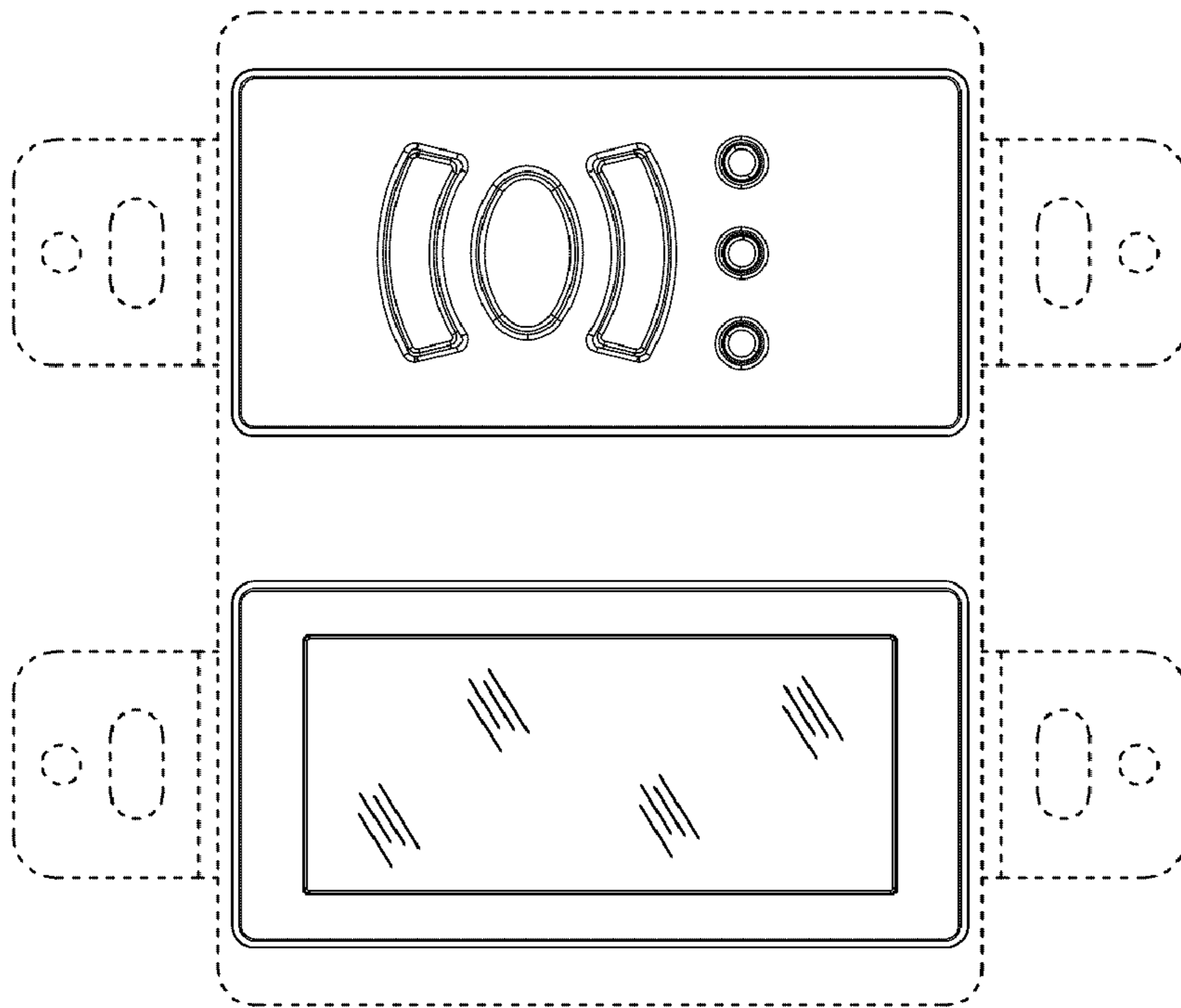


Figure 8

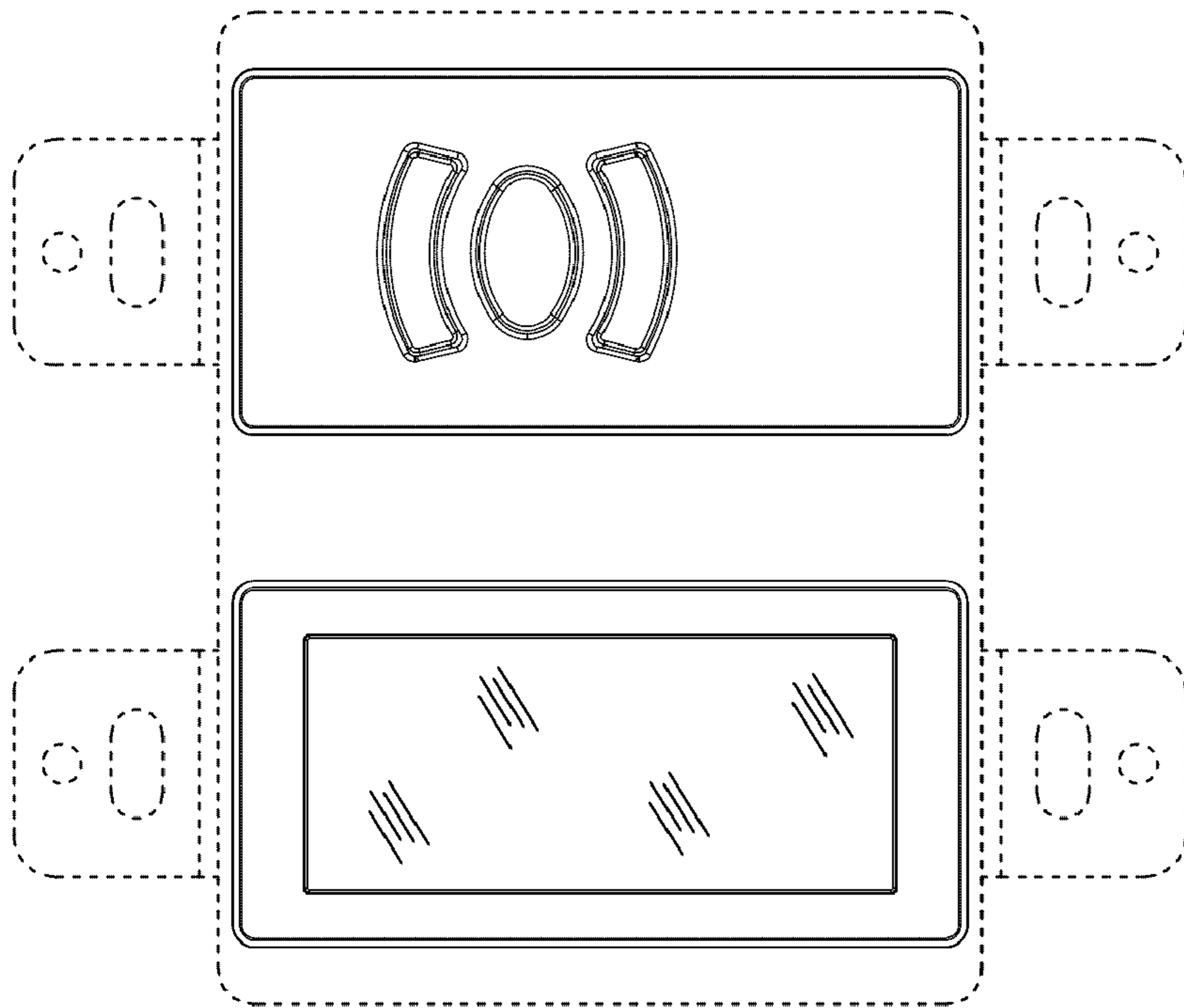
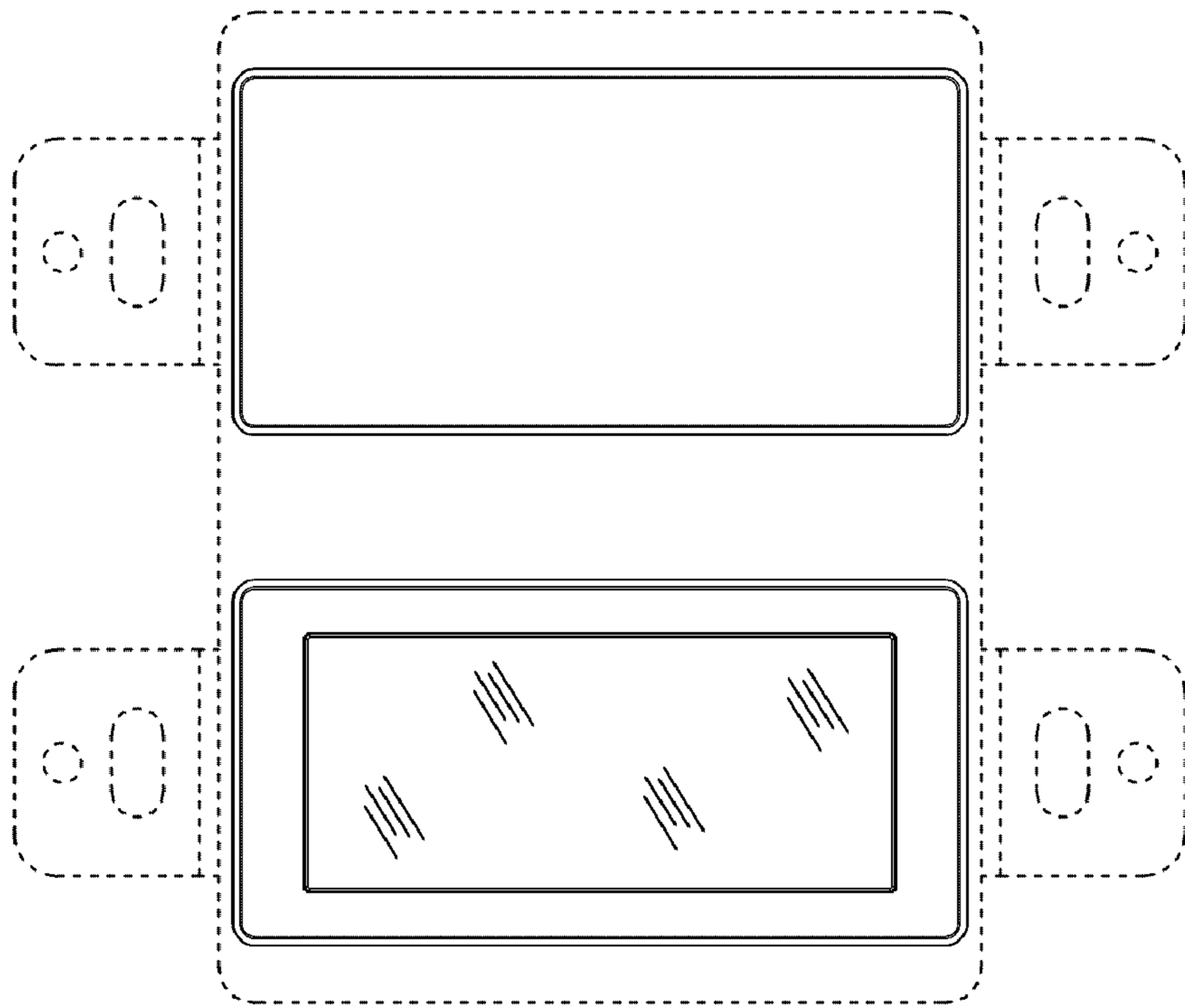
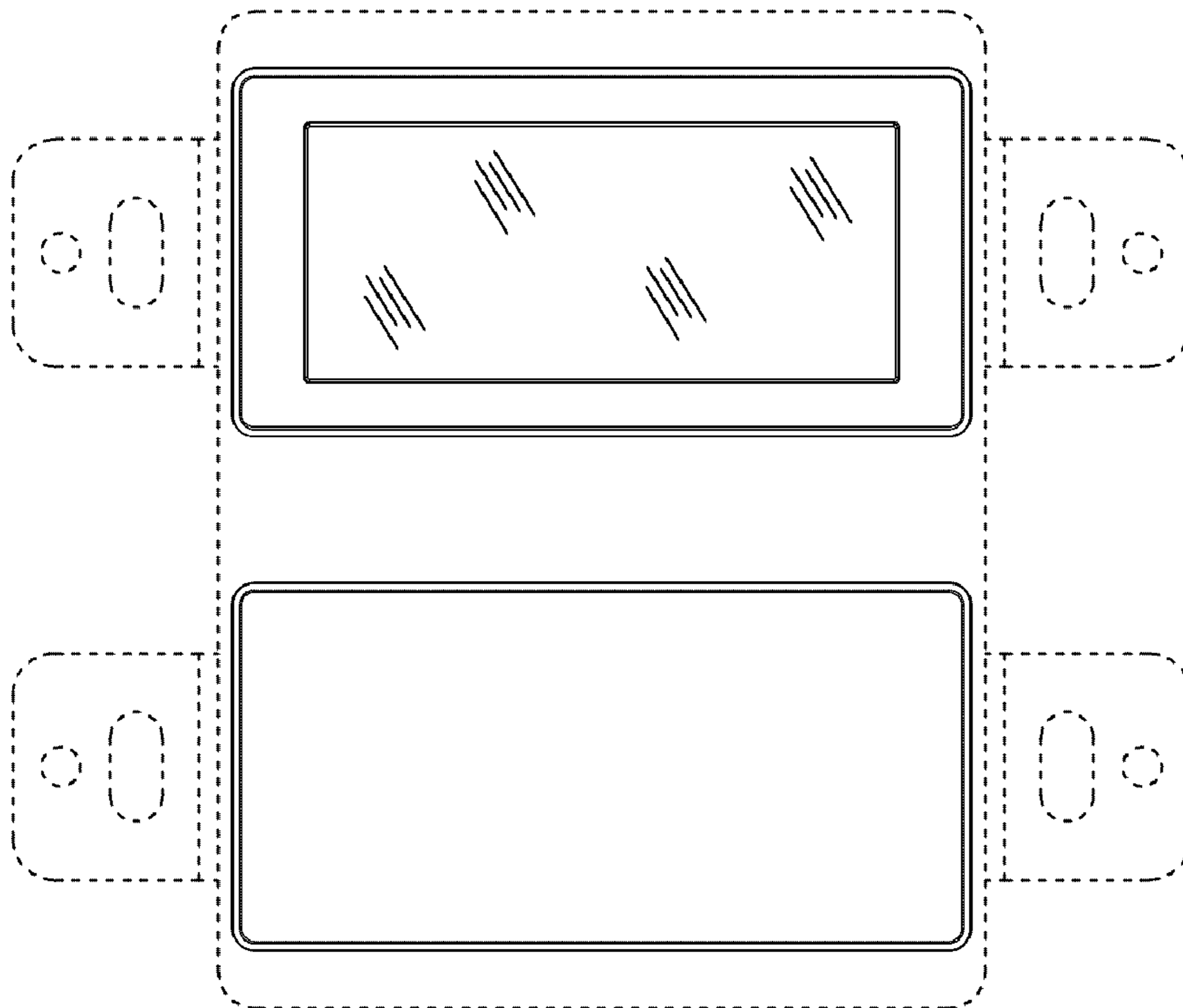


Figure 9



*Figure 10*



*Figure 11*