



US00D556605S

(12) **United States Design Patent**
Min

(10) **Patent No.:** **US D556,605 S**

(45) **Date of Patent:** **** Dec. 4, 2007**

(54) **WATCH CASE**

(75) Inventor: **Wang San Min**, Dong Guan (CN)

(73) Assignee: **New Heritage Ltd.**, Kowloon (HK)

(**) Term: **14 Years**

(21) Appl. No.: **29/237,066**

(22) Filed: **Aug. 24, 2005**

(51) **LOC (8) Cl.** **10-02**

(52) **U.S. Cl.** **D10/38**

(58) **Field of Classification Search** D10/30-39,
D10/122-132; 368/276-278, 281-283, 285
See application file for complete search history.

(56) **References Cited**

U.S. PATENT DOCUMENTS

D370,637 S	*	6/1996	Oba	D10/30
D370,638 S	*	6/1996	Oba	D10/30
D403,596 S	*	1/1999	Charriol	D10/30
D404,319 S	*	1/1999	Deleskiewicz	D10/32
D421,919 S	*	3/2000	Bodino	D10/32
D423,374 S	*	4/2000	Deleskiewicz	D10/32
D423,952 S	*	5/2000	Inui et al.	D10/39
D424,951 S	*	5/2000	Inui et al.	D10/30
D452,171 S	*	12/2001	Bodino	D10/32

D486,405 S	*	2/2004	de Limburg-Stirum	D10/39
D494,477 S	*	8/2004	Lalo	D10/30
D507,497 S	*	7/2005	Liao	D10/30
D524,172 S	*	7/2006	Monachon	D10/32

* cited by examiner

Primary Examiner—Lucy Lieberman

(74) *Attorney, Agent, or Firm*—Thomas I. Rozsa

(57) **CLAIM**

The ornamental design for a watch case, as shown and described.

DESCRIPTION

FIG. 1 is a perspective view from the right side of a watch case, showing my new design;

FIG. 2 is a perspective view from the left side;

FIG. 3 is a top plan view;

FIG. 4 is bottom plan view;



FIG. 5 is a top end view;

FIG. 6 is a bottom end view;

FIG. 7 is a side elevational view when viewed from the right side; and,

FIG. 8 is a side elevational view when viewed from the left side.

1 Claim, 3 Drawing Sheets






FIG. 1




FIG. 2




FIG. 3




FIG . 4




FIG . 5

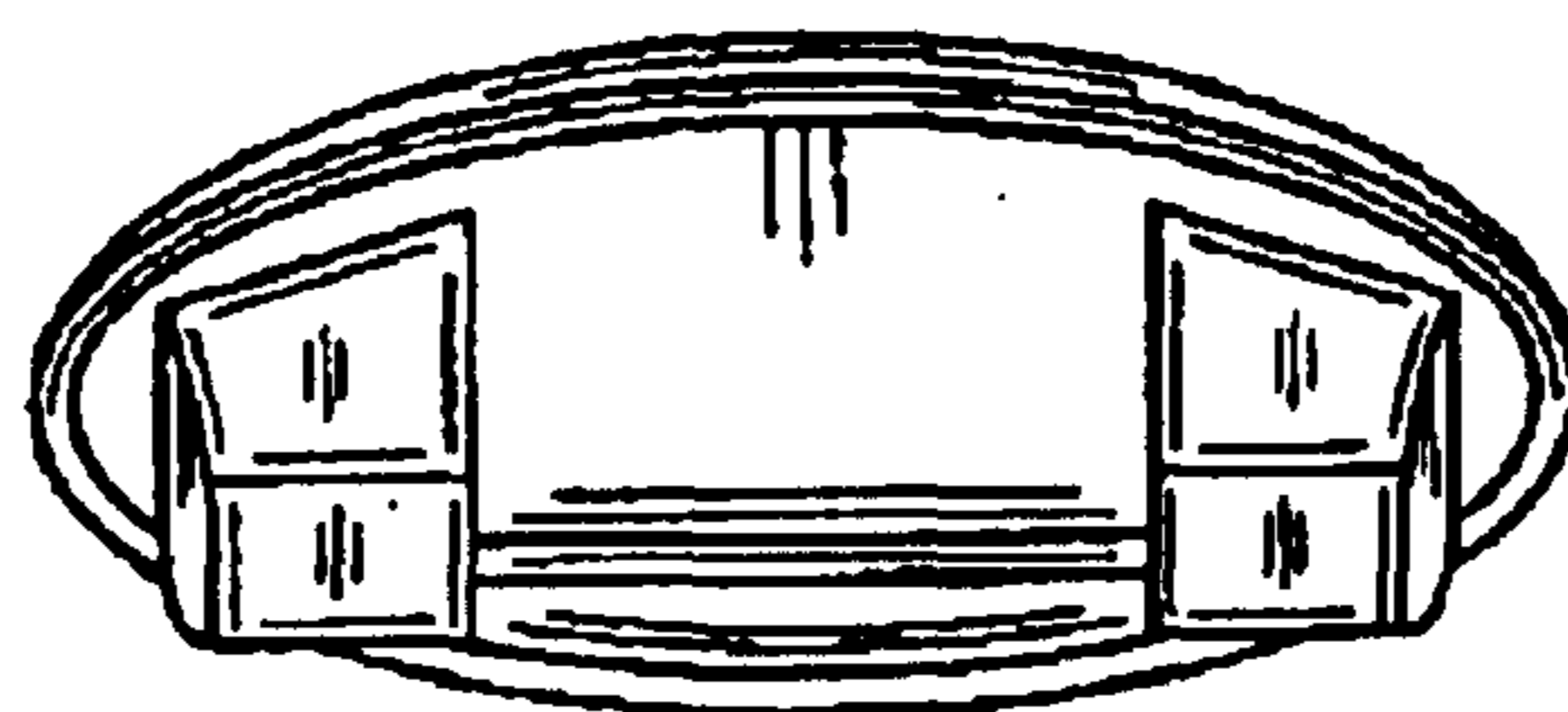


FIG. 6



FIG. 7




FIG. 8