



US00D556594S

(12) **United States Design Patent** (10) **Patent No.:** **US D556,594 S**
Webb (45) **Date of Patent:** **** Dec. 4, 2007**

(54) **WATER BOTTLE**
(75) Inventor: **Alan Webb**, Prior Lake, MN (US)
(73) Assignee: **Webb Business Promotions, Incorporated**, Rosemount, MN (US)
(**) Term: **14 Years**
(21) Appl. No.: **29/229,993**
(22) Filed: **May 13, 2005**
(51) **LOC (8) Cl.** **09-01**
(52) **U.S. Cl.** **D9/556; D9/557**
(58) **Field of Classification Search** D9/600,
D9/640, 649, 667-668, 670, 681, 772-776,
D9/779-780, 516, 537-540, 545-547, 549,
D9/551-554, 556-558, 564-567, 569; D7/509-510;
215/382-384, 396, 398; D24/197, 224
See application file for complete search history.

D359,654 S 6/1995 Westgerdes
D383,941 S 9/1997 Petrie
D391,447 S 3/1998 Reid
D421,393 S * 3/2000 Pavely et al. D9/774
6,065,624 A 5/2000 Steinke
D447,957 S * 9/2001 Lichtman et al. D9/556
D465,385 S 11/2002 Miller
D469,360 S * 1/2003 Moore et al. D9/556
D477,500 S 7/2003 Smith
D482,795 S * 11/2003 Whitley D24/224
D501,362 S 2/2005 Gauss
D509,748 S * 9/2005 Carmichael et al. D9/556
D512,874 S * 12/2005 Poulson et al. D7/510
D521,392 S * 5/2006 Christ et al. D9/558
D524,164 S * 7/2006 Goda D9/556

* cited by examiner

Primary Examiner—Carol Rademaker
(74) *Attorney, Agent, or Firm*—Merchant & Gould P.C.

(57) **CLAIM**

The ornamental design for a water bottle, as shown and described.

(56) **References Cited**

U.S. PATENT DOCUMENTS

D107,226 S * 11/1937 Funkey D9/557
D193,637 S * 9/1962 Ferraro D9/556
D212,077 S * 8/1968 Baumann et al. D24/224 X
D215,819 S * 11/1969 Heintz D9/545 X
D230,711 S * 3/1974 Douglas D9/556
D272,321 S * 1/1984 Kretz D9/556 X
D285,534 S * 9/1986 Itoh et al. D9/774
D302,038 S * 7/1989 Barber D24/197
5,094,363 A * 3/1992 Monahan et al. 222/212 X
D330,676 S * 11/1992 Halasz et al. D9/774
D337,273 S 7/1993 Thatcher
D337,274 S 7/1993 Thatcher
D339,068 S * 9/1993 Bell et al. D9/538
D342,029 S * 12/1993 Tsantalis D9/552 X
D351,313 S 10/1994 Giard, Jr.

DESCRIPTION

FIG. 1 is a top, front perspective view of a water bottle in accordance with my new design;
FIG. 2 is a front elevational view thereof, shown at an enlarged scale, the rear, left side, and right side elevational views being identical except for the unclaimed thread;
FIG. 3 is a top plan view thereof; and,
FIG. 4 is a bottom plan view thereof.
The broken lines shown in the drawings are for illustrative purposes only and form no part of the claimed design.

1 Claim, 3 Drawing Sheets

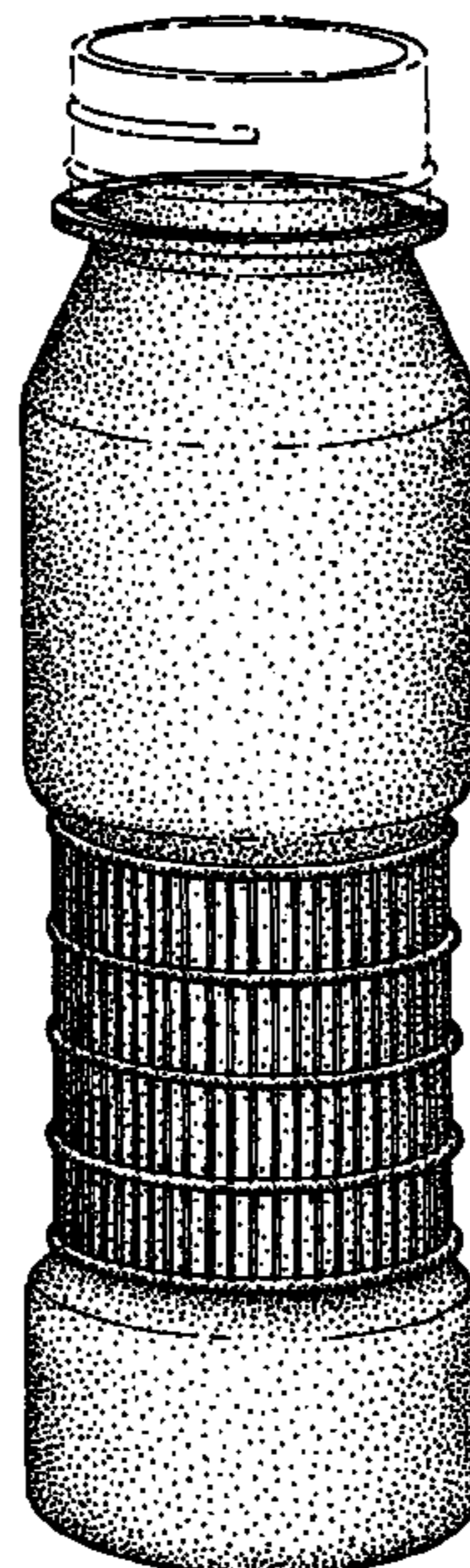


FIG. 1

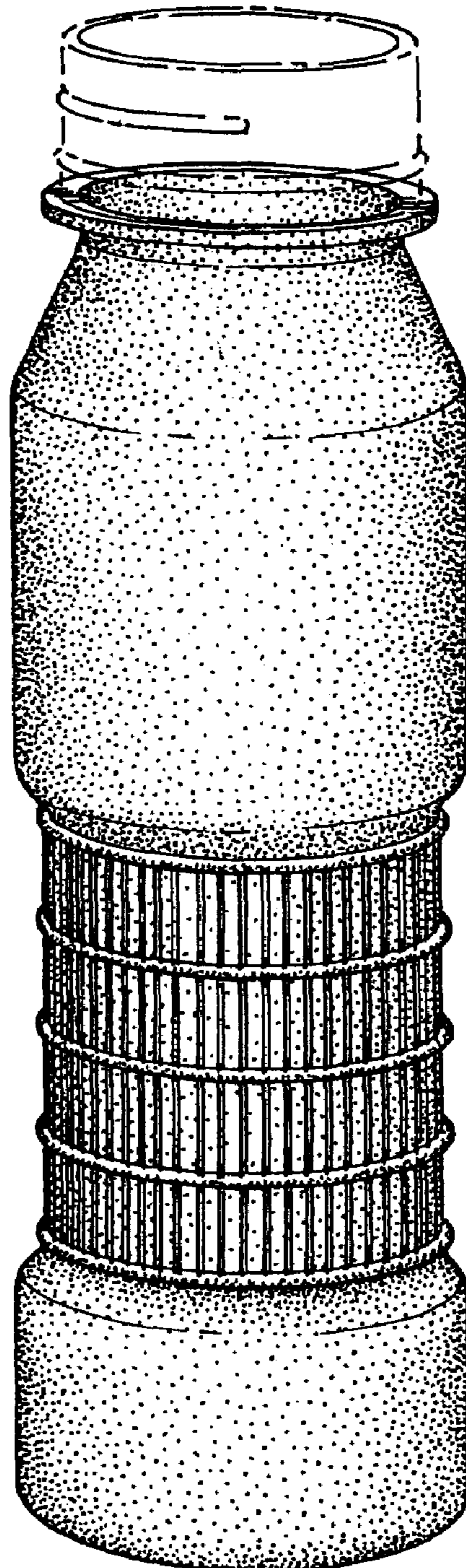


FIG. 2

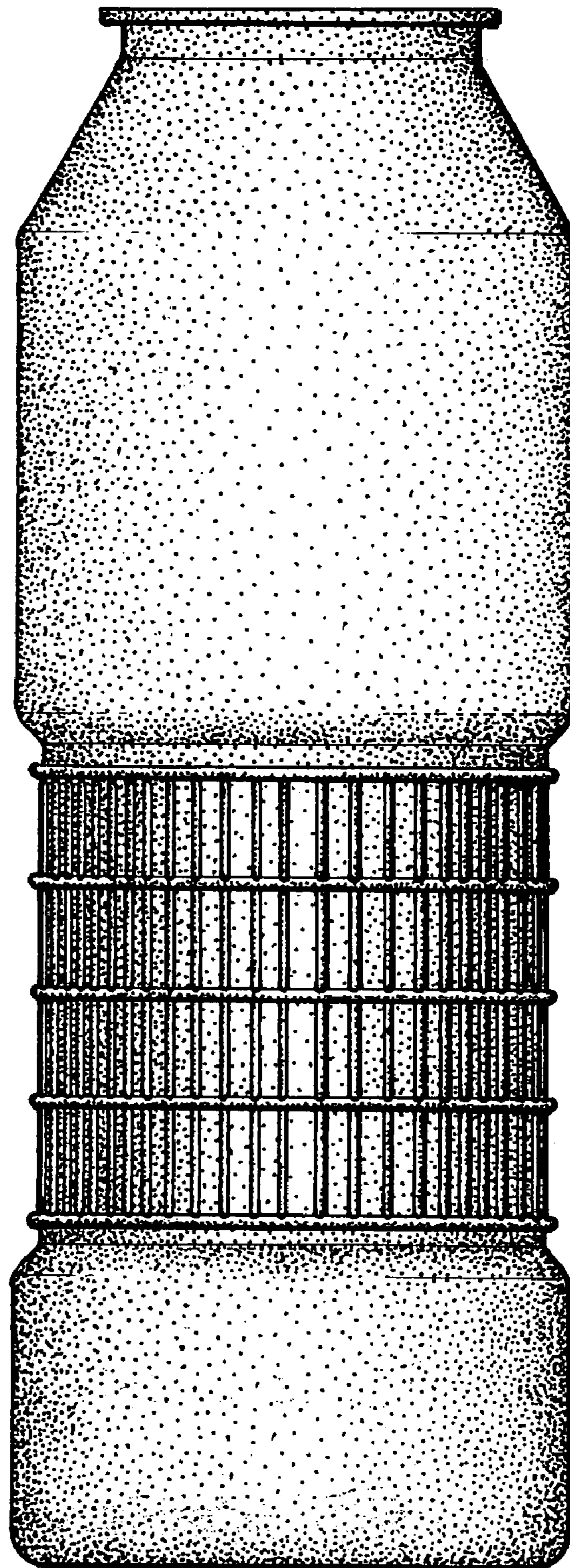


FIG. 3

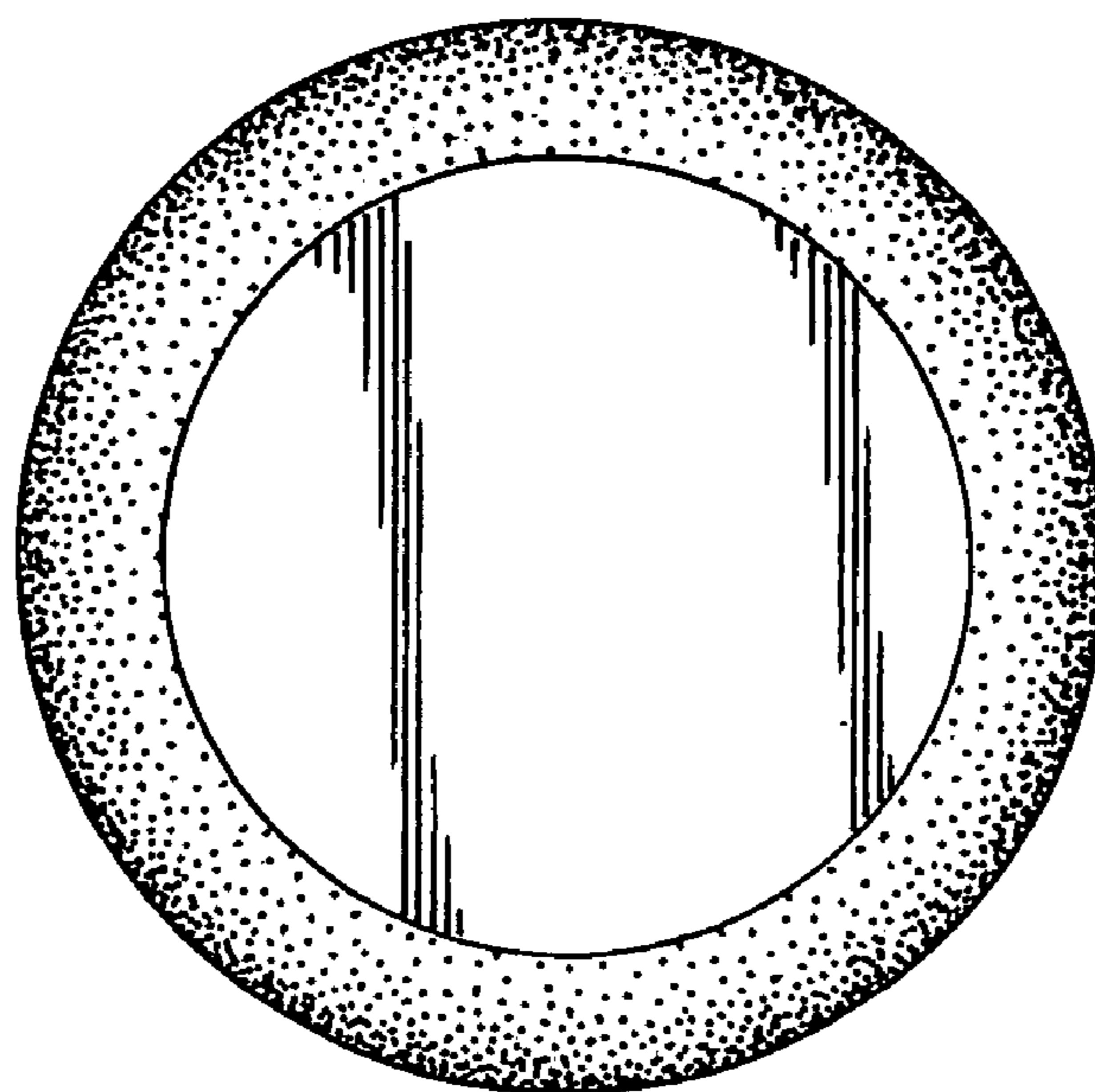
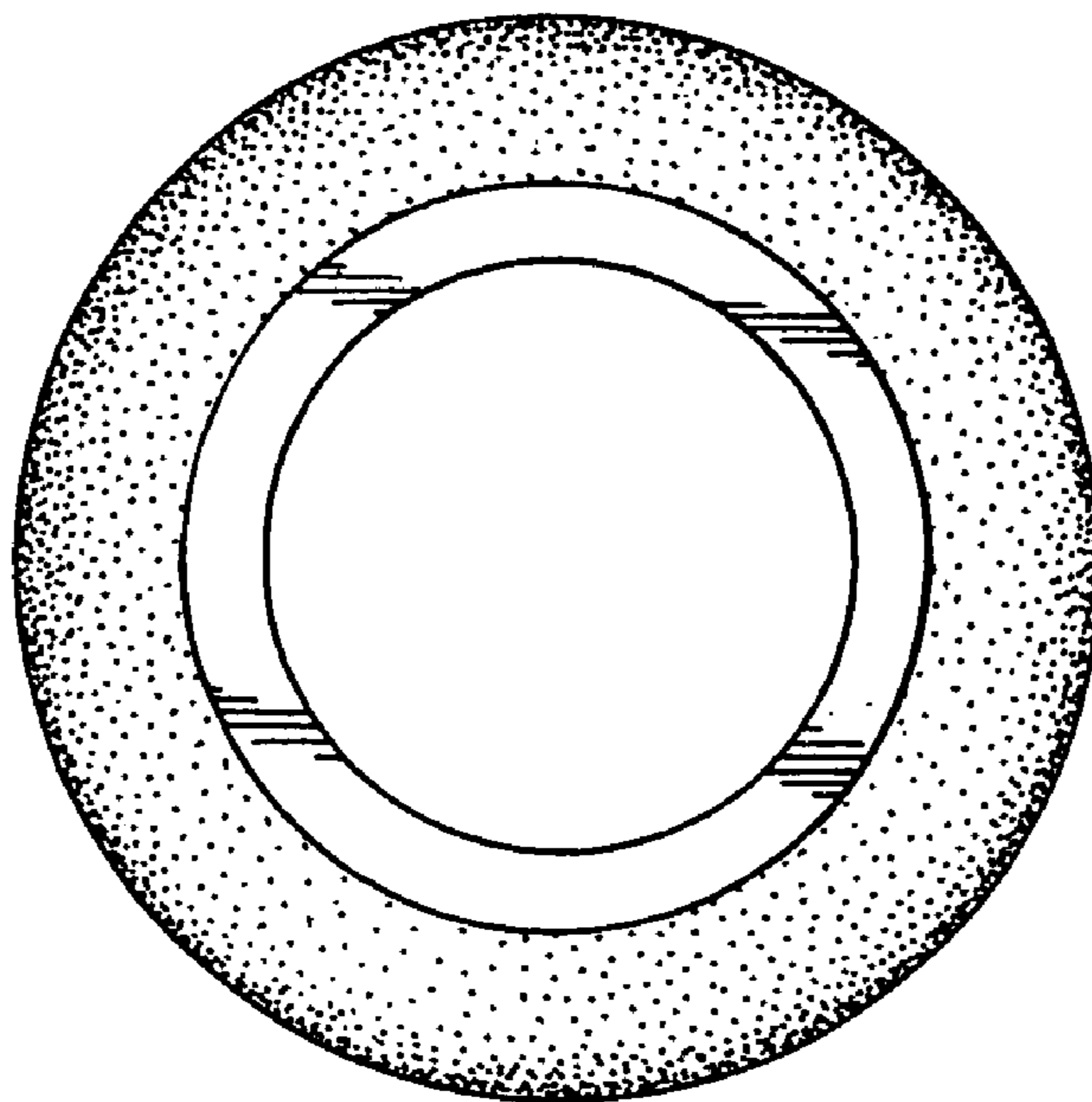


FIG. 4