



US00D556592S

(12) **United States Design Patent** (10) **Patent No.:** **US D556,592 S**
Gage et al. (45) **Date of Patent:** **** Dec. 4, 2007**

(54) **BOTTLE**

(75) Inventors: **Michael J. Gage**, The Woodlands, TX (US); **Carie A. Davis**, Atlanta, GA (US); **Darryl J. Dawson**, Stockbridge, GA (US)

(73) Assignee: **The Coca-Cola Company**, Atlanta, GA (US)

(**) Term: **14 Years**

(21) Appl. No.: **29/229,188**

(22) Filed: **May 4, 2005**

(51) **LOC (8) Cl.** **09-01**

(52) **U.S. Cl.** **D9/552; D9/557; D9/516**

(58) **Field of Classification Search** D9/600, D9/640, 649, 667-668, 670, 681, 772-776, D9/779-780, 516, 520, 537-540, 545-547, D9/549, 551-554, 556-558, 564-567, 569; D7/509-510; 215/382-384, 396, 398

See application file for complete search history.

(56) **References Cited**

U.S. PATENT DOCUMENTS

D157,488 S	2/1950	Graf	
4,538,439 A *	9/1985	Frei	220/670 X
D370,178 S	5/1996	Petre et al.	
D381,272 S *	7/1997	Coons	D9/540
D414,112 S	9/1999	Waggaman et al.	
D420,594 S *	2/2000	Weinstein et al.	D9/520
D424,948 S *	5/2000	Ullmo	D9/540
D429,166 S *	8/2000	Ogg	D9/552

D432,020 S *	10/2000	Steward et al.	D9/540
D447,061 S *	8/2001	Peek	D9/549
D455,964 S	4/2002	Patterson	
D455,966 S *	4/2002	Patterson	D9/560
D480,650 S *	10/2003	Moore et al.	D9/540
D493,370 S *	7/2004	Kamineni et al.	D9/552
D499,967 S *	12/2004	Carlson et al.	D9/552
D509,741 S *	9/2005	Collins et al.	D9/516
D509,747 S *	9/2005	Carlson et al.	D9/552
D510,027 S *	9/2005	Zboch et al.	D9/516
D523,341 S *	6/2006	Livingston et al.	D9/516
D534,079 S *	12/2006	Livingston	D9/516
2007/0012649 A1 *	1/2007	Kamineni et al.	215/382

* cited by examiner

Primary Examiner—Carol Rademaker

(74) *Attorney, Agent, or Firm*—Cheryl J. Tubach

(57) **CLAIM**

The ornamental design for a bottle, as shown and described.

DESCRIPTION

FIG. 1 is a top, front perspective view of a bottle showing our new design;

FIG. 2 is a right side elevational view thereof;

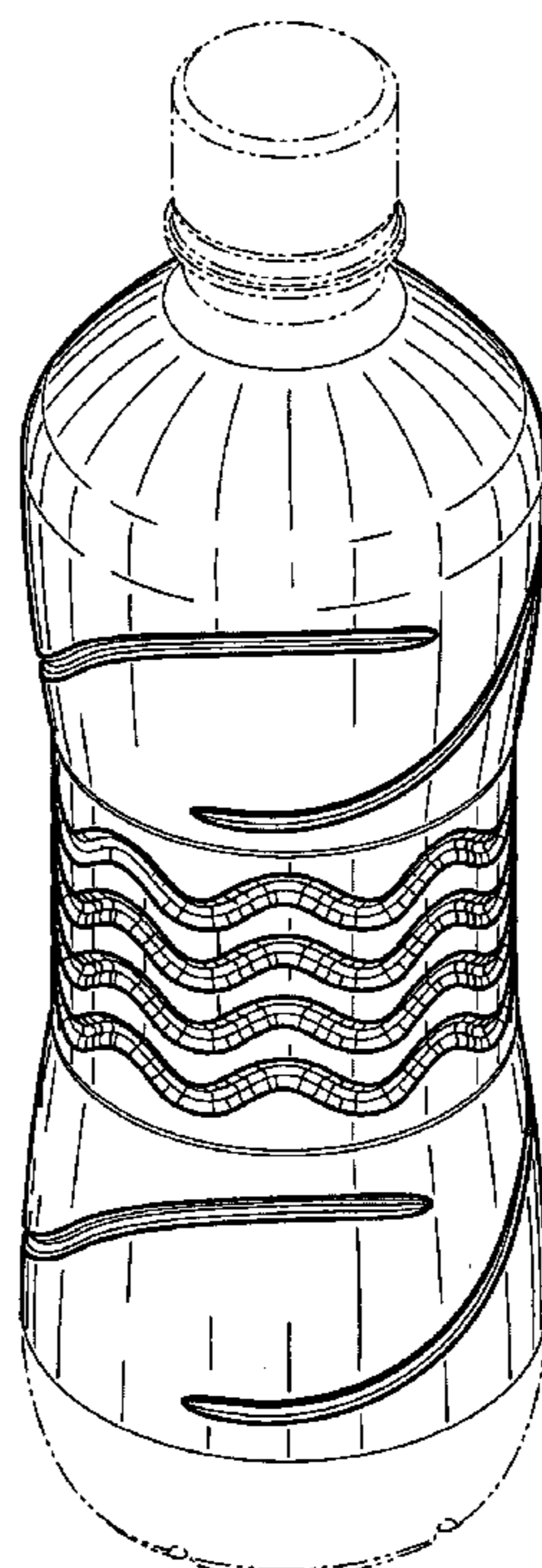
FIG. 3 is a left side elevational view thereof;

FIG. 4 is a top plan view thereof; and,

FIG. 5 is a bottom plan view thereof.

The broken lines shown in the drawing are for illustrative purposes only and form no part of the claimed design.

1 Claim, 2 Drawing Sheets



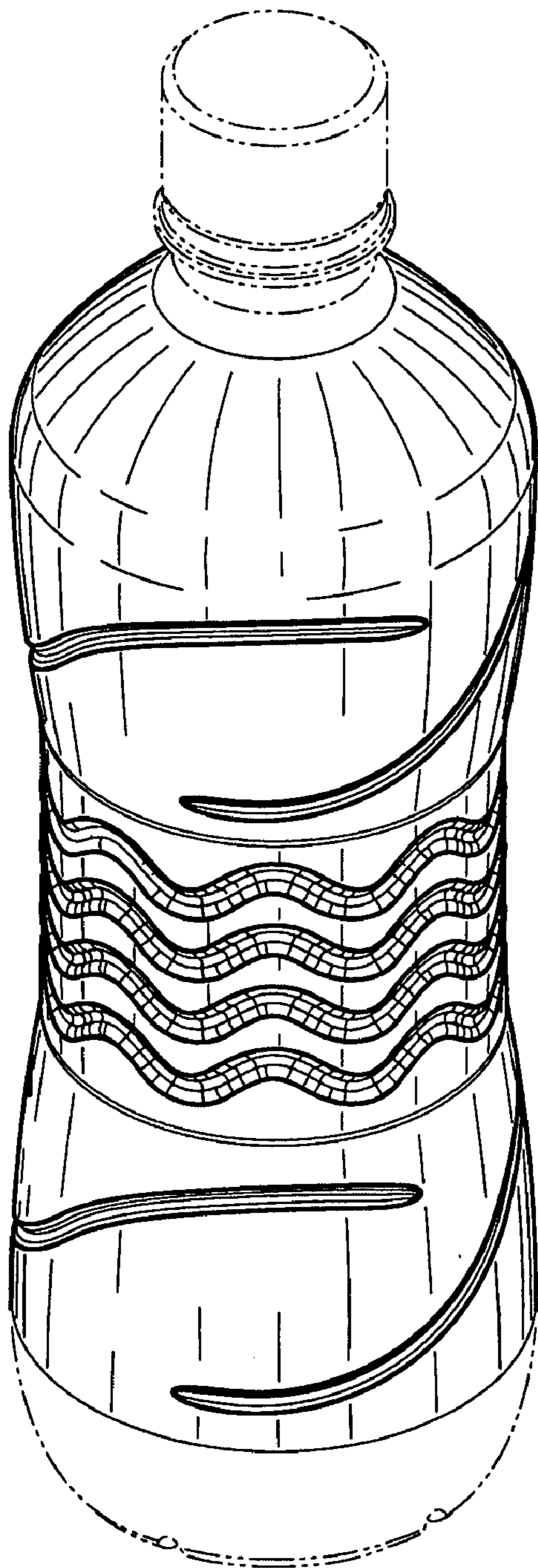


Fig. 1

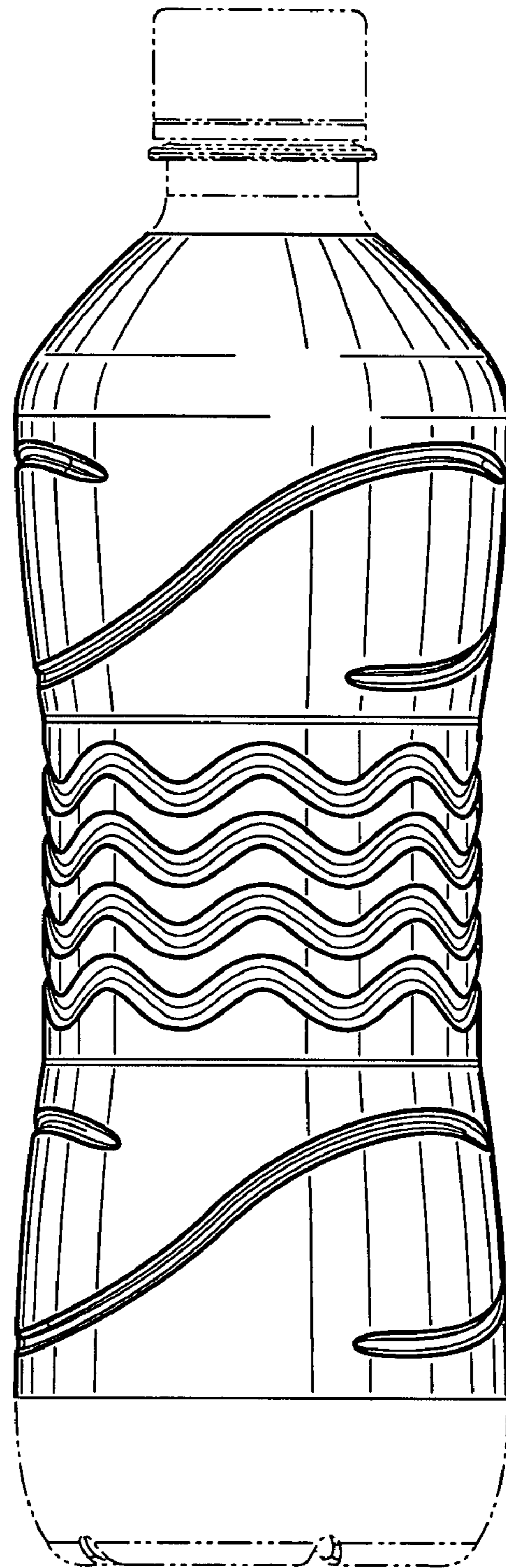


Fig. 2

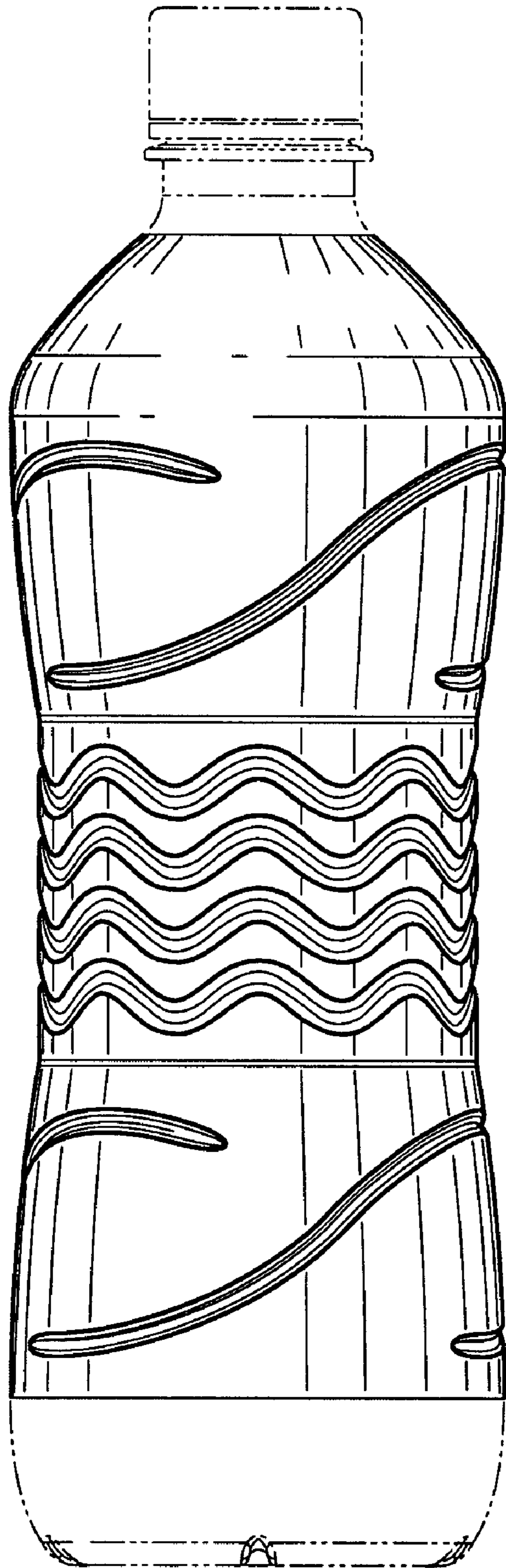


Fig. 3

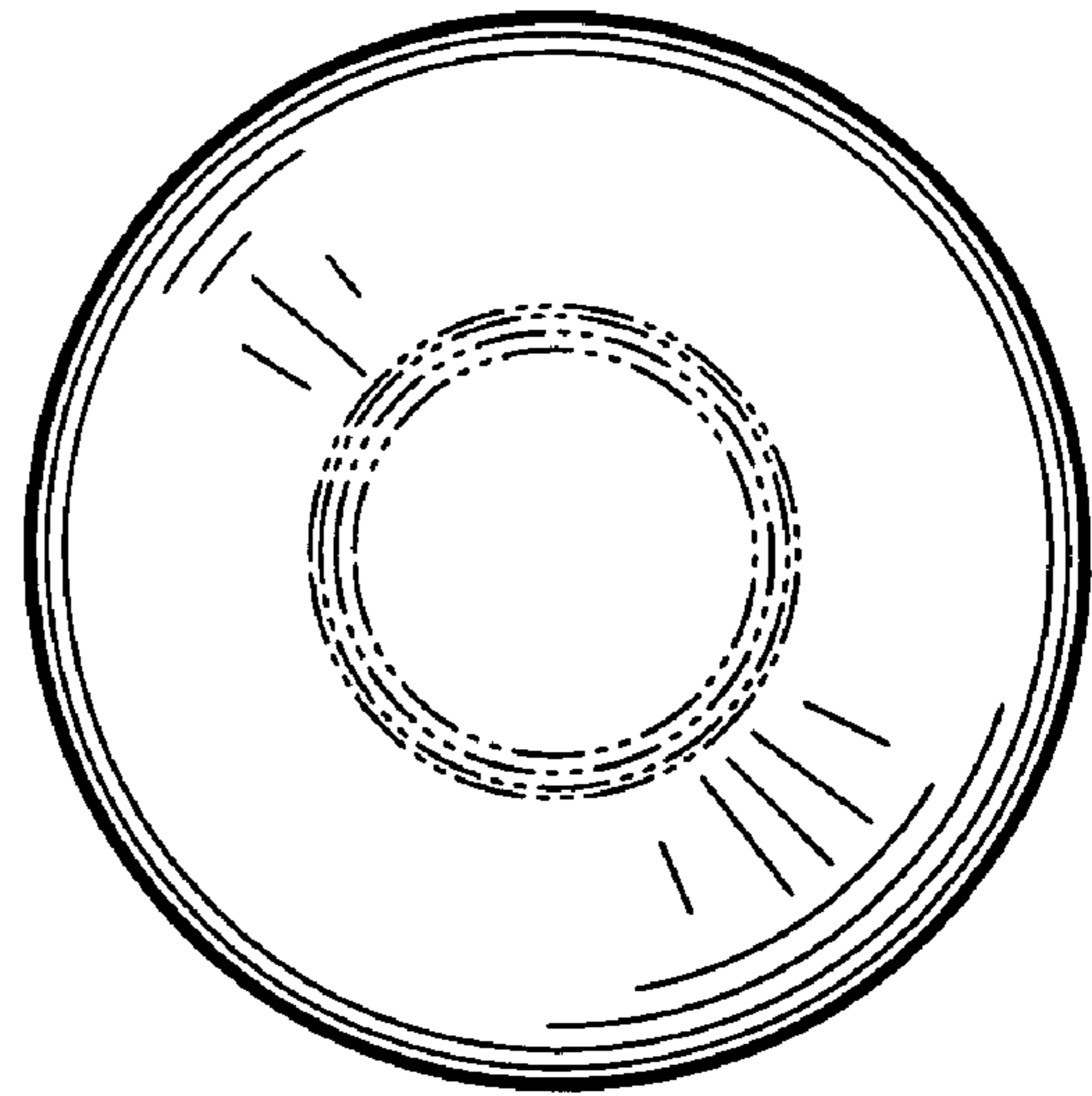


Fig. 4

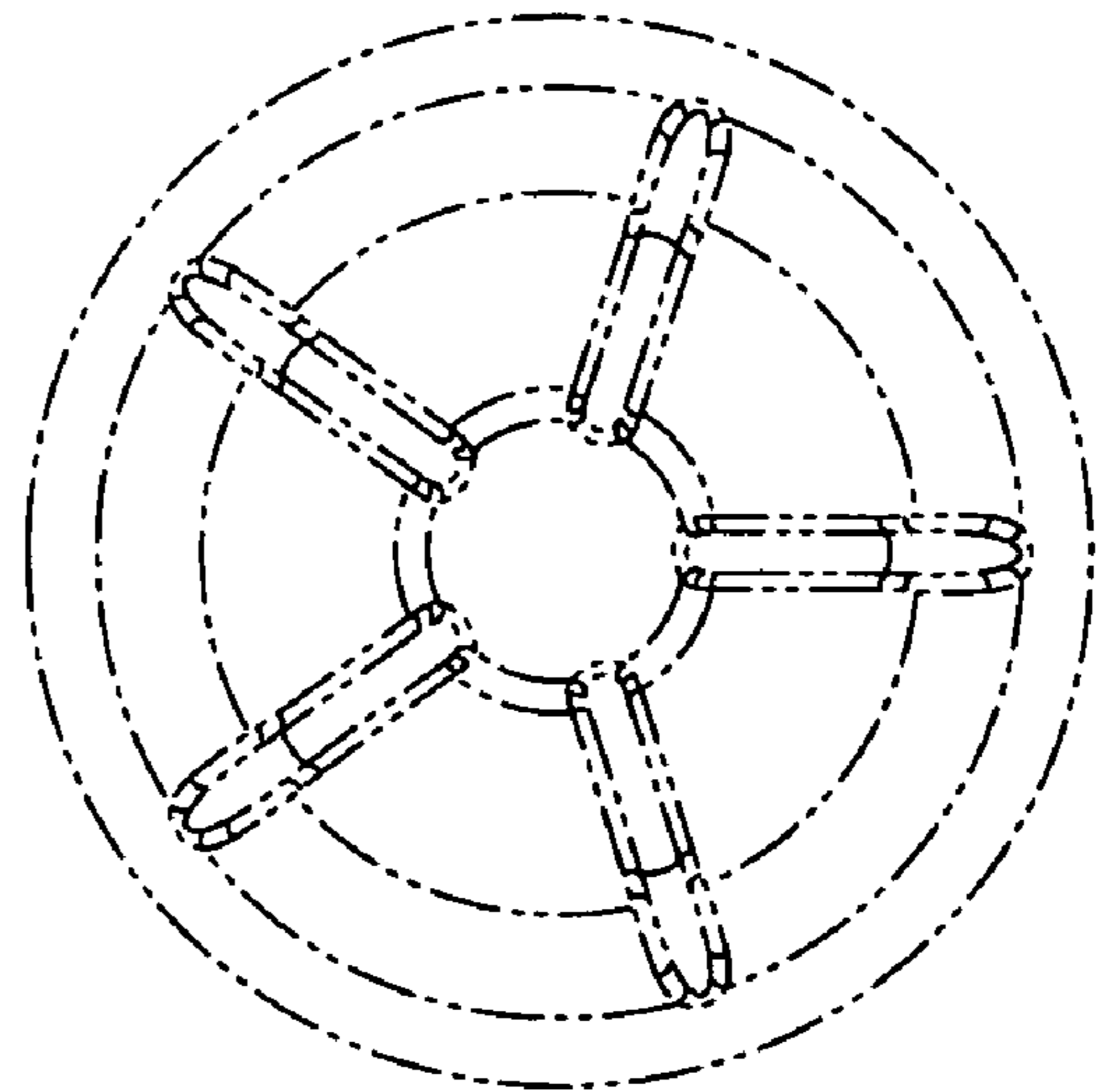


Fig. 5