



US00D556588S

(12) **United States Design Patent**
Caldwell

(10) **Patent No.:** **US D556,588 S**

(45) **Date of Patent:** **** Dec. 4, 2007**

(54) **PLASTIC CONTAINER**

6,237,792 B1 * 5/2001 Skolnicki et al. 215/382
D520,368 S * 5/2006 Dorn et al. D9/528
D529,398 S * 10/2006 Van Dingenen D9/719

(75) Inventor: **Christopher T. Caldwell**, Norton, OH
(US)

* cited by examiner

(73) Assignee: **Plastipak Packaging, Inc.**, Plymouth,
MI (US)

Primary Examiner—Stella M. Reid

Assistant Examiner—Shanda C. Hill

(**) Term: **14 Years**

(74) *Attorney, Agent, or Firm*—Robert H. Bachman

(21) Appl. No.: **29/286,129**

(57) **CLAIM**

(22) Filed: **Apr. 24, 2007**

The ornamental design for a plastic container, as shown and described.

(51) **LOC (8) Cl.** **09-01**

(52) **U.S. Cl.** **D9/534**

(58) **Field of Classification Search** D9/516,
D9/523, 528, 530, 531, 534, 537, 540, 542,
D9/543, 549, 550, 558, 563, 571, 574, 575;
215/40, 41, 200, 205, 217, 223, 318, 319,
215/380, 382–385, 396, 398; 220/200, 260,
220/890; 222/92, 109, 210, 212, 215, 568;
D7/598

See application file for complete search history.

DESCRIPTION

FIG. 1 is a perspective view of the plastic container of the present invention showing the top, right side and rear;

FIG. 2 is a right side elevation view thereof;

FIG. 3 is a rear elevation view thereof;

FIG. 4 is a left side elevation view thereof;

FIG. 5 is a front elevation view thereof;

FIG. 6 is a top plan view thereof; and,

FIG. 7 is a bottom plan view thereof.


The broken lines shown in the drawings are for illustrative purposes only and form no part of the claimed design.

(56) **References Cited**

U.S. PATENT DOCUMENTS

D331,861 S * 12/1992 Minuti D7/598
D377,902 S * 2/1997 Marucci D9/534

1 Claim, 6 Drawing Sheets






FIG. 1



FIG. 2

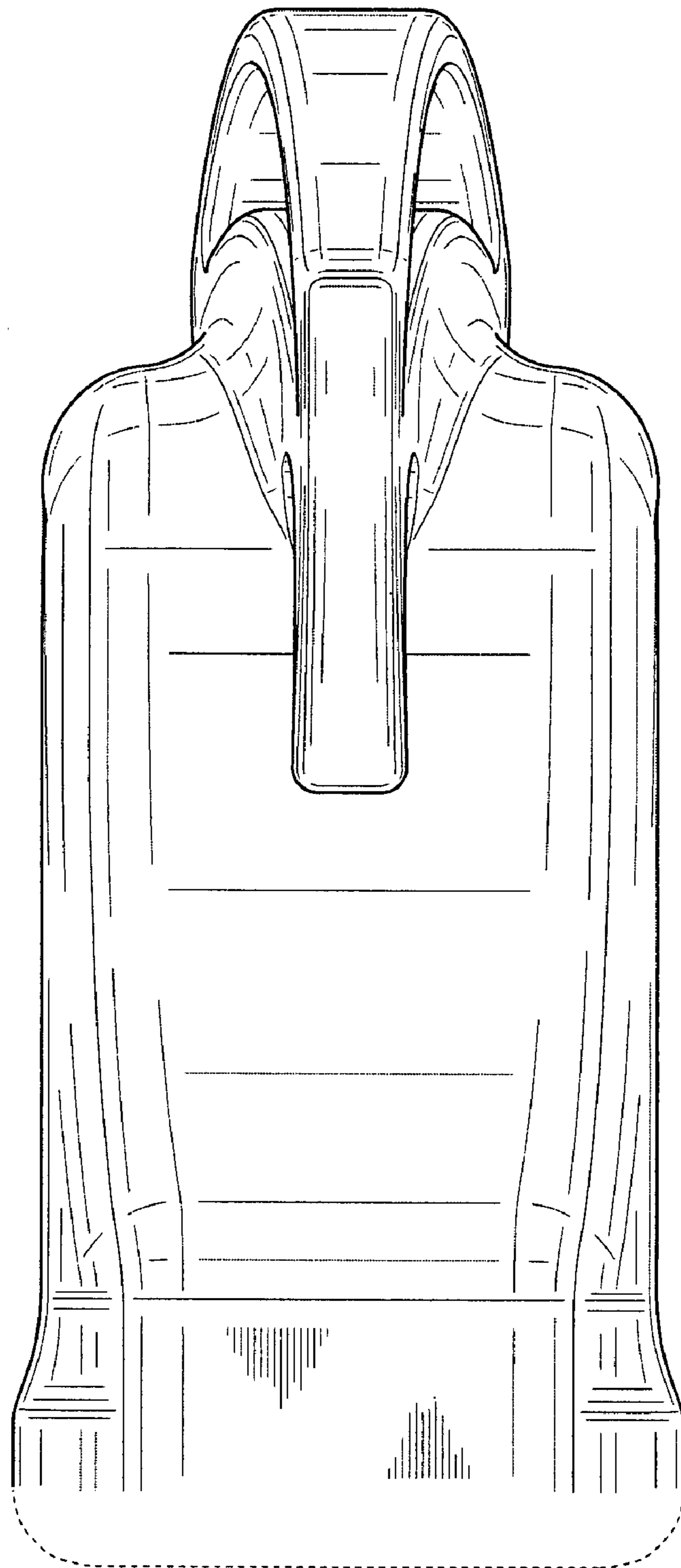


FIG. 3



FIG. 4

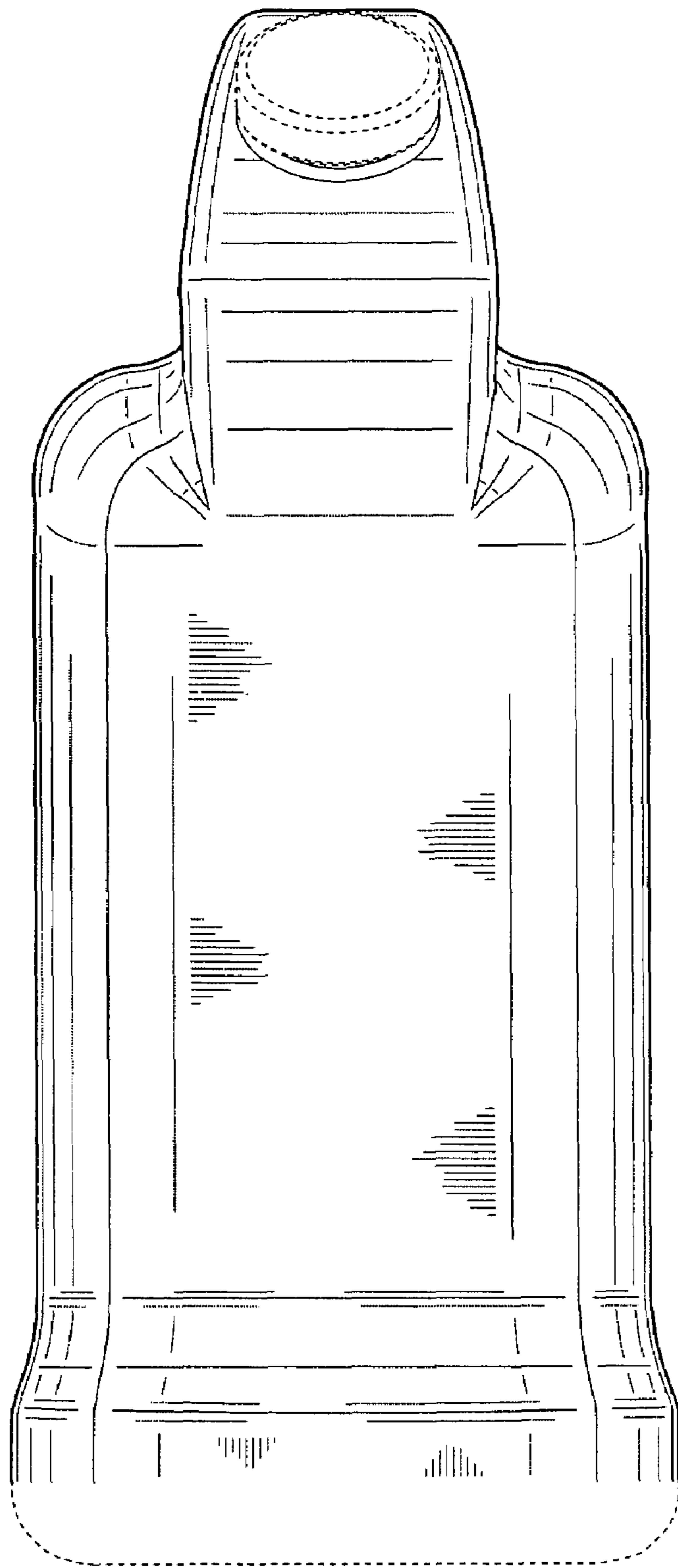


FIG. 5

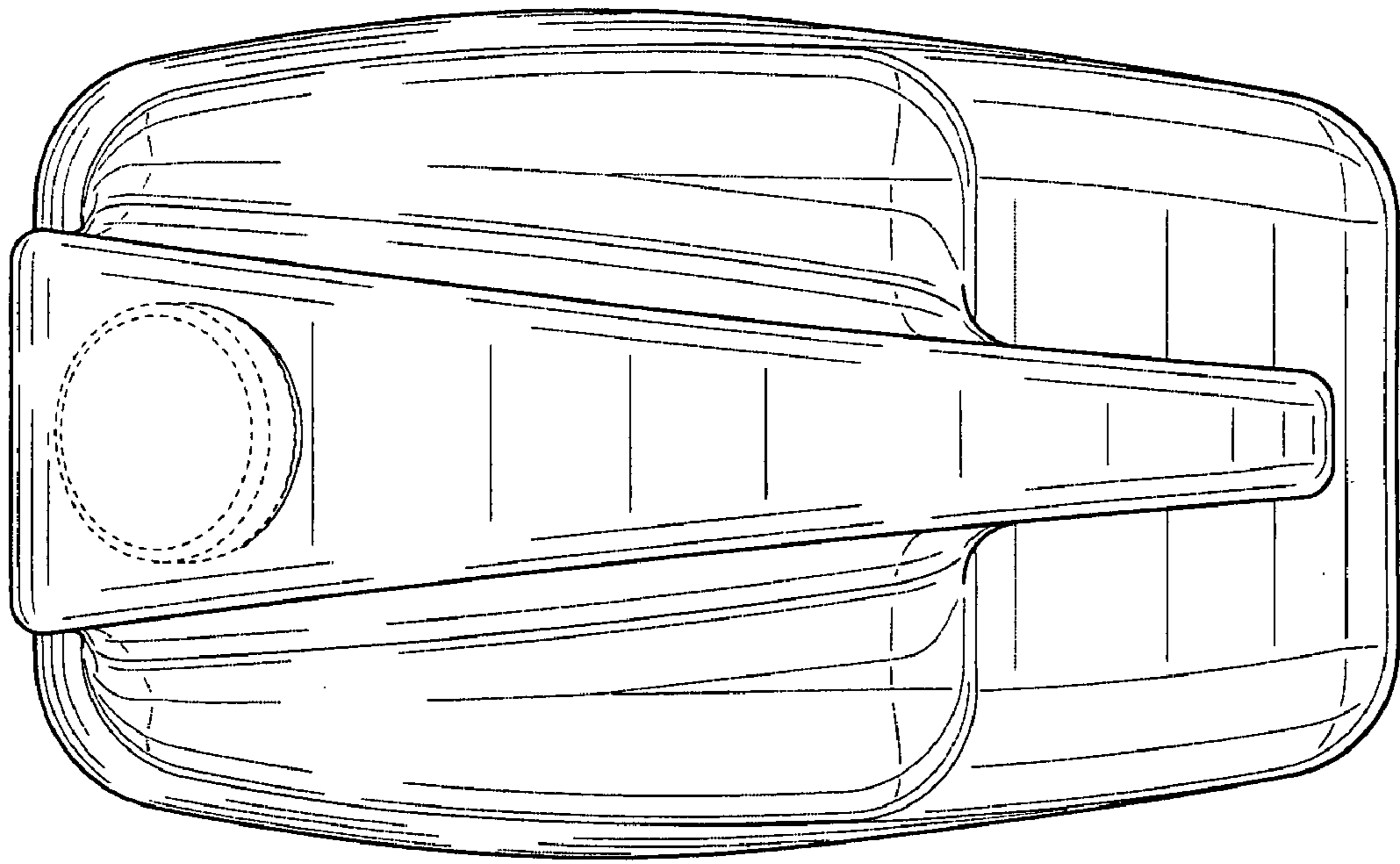


FIG. 6

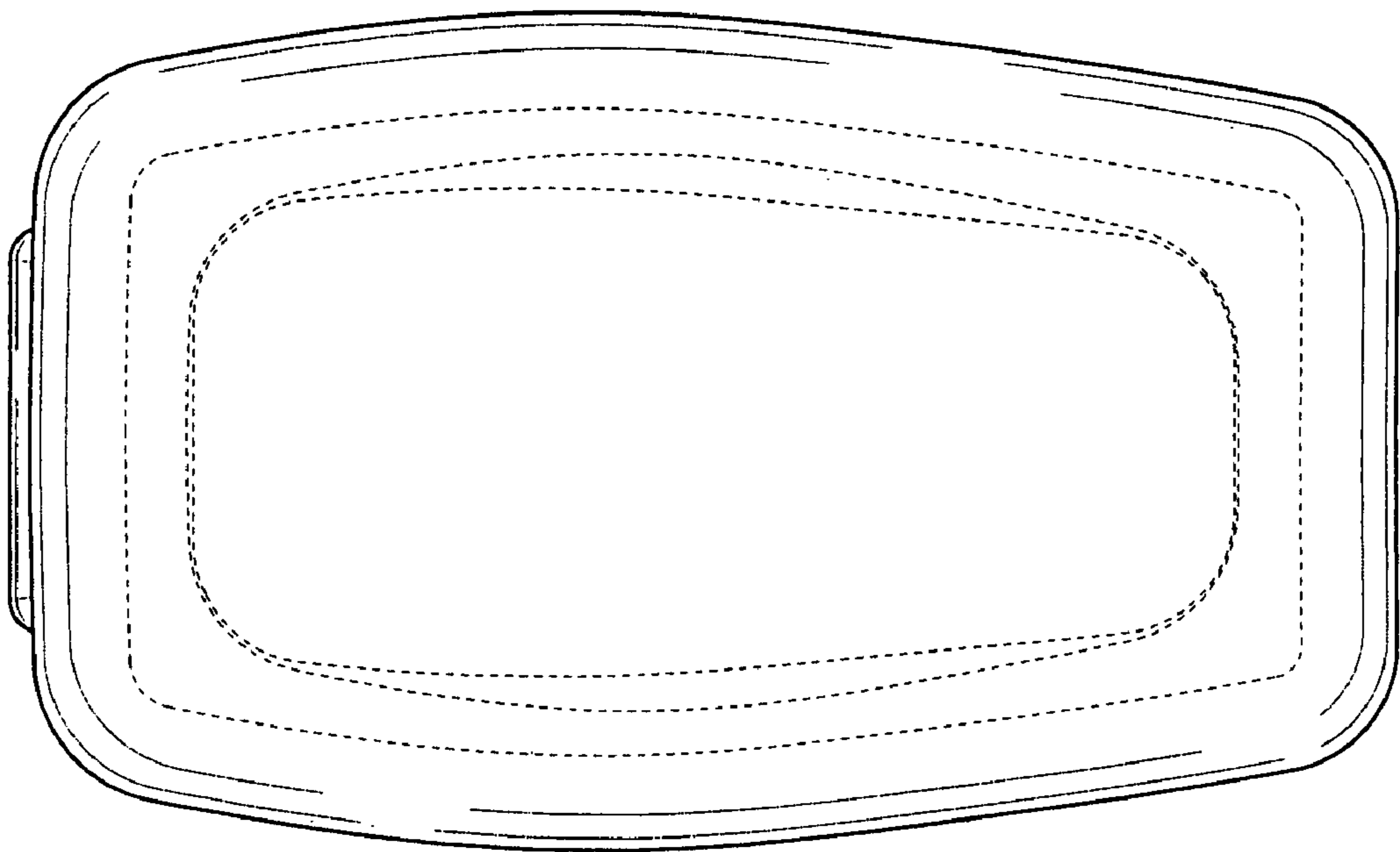


FIG. 7