



US00D556586S

(12) **United States Design Patent**
Mongeon et al.

(10) **Patent No.:** **US D556,586 S**
(45) **Date of Patent:** **** Dec. 4, 2007**

(54) **CONTAINER WITH CAP**

(75) Inventors: **Murphy Greene Mongeon**, Cincinnati, OH (US); **David S. Nicosia**, New York, NY (US); **Ian Carnduff**, New York, NY (US); **Ian Swanson**, New York, NY (US); **Akina Kurihara**, Brooklyn, NY (US); **Scott Beckerman**, New York, NY (US)

(73) Assignee: **The Procter & Gamble Company**, Cincinnati, OH (US)

(**) Term: **14 Years**

(21) Appl. No.: **29/232,157**

(22) Filed: **Jun. 15, 2005**

(51) **LOC (8) Cl.** **09-01**

(52) **U.S. Cl.** **D9/529; D9/552; D9/565; D9/435; D9/446**

(58) **Field of Classification Search** D3/202; D9/655-664, 682-694, 715, 718-719, 723-729, D9/516, 522-523, 527-528, 541-544, 546, D9/549, 551-552, 559, 561, 565, 567-568, D9/570, 572-575, 905, 434-435, 446-450; 215/12.1-12.2, 13.1, 382-384, 396, 398; D28/76, 91, 91.1; D7/590-591, 598
See application file for complete search history.

(56) **References Cited**

U.S. PATENT DOCUMENTS

D187,820 S 5/1960 Vuilleminot
D321,131 S 10/1991 Wiseman
D321,132 S 10/1991 Wiseman
D325,164 S * 4/1992 Cann et al. D9/529
D332,920 S 2/1993 Tiramani
D346,746 S * 5/1994 Desgrippes D9/552

D356,263 S 3/1995 Matsumoto
D357,870 S * 5/1995 O'Neill et al. D9/565
5,740,947 A * 4/1998 Flaig et al. 220/23.4 X
D398,238 S * 9/1998 Bertolini et al. D9/552 X
D398,244 S * 9/1998 Bertolini et al. D9/565
D399,747 S 10/1998 Bertolini
D400,800 S * 11/1998 Bertolini et al. D9/565
D404,293 S * 1/1999 Bertolini et al. D9/693
D429,645 S 8/2000 Erckelbout
D441,293 S * 5/2001 Togasawa D9/529
D448,301 S * 9/2001 Togasawa D9/552 X
D450,593 S 11/2001 Jebb
D461,718 S * 8/2002 Brozell D9/529
D509,142 S * 9/2005 Blasko et al. D9/552 X
D532,309 S * 11/2006 Stolle D9/529

* cited by examiner

Primary Examiner—Carol Rademaker

(74) *Attorney, Agent, or Firm*—Linda M. Sivik; Tara M. Rosnell

(57) **CLAIM**

The ornamental design for a container with cap, as shown and described.

DESCRIPTION

FIG. 1 is a top, front, right side perspective view of a container with cap, embodying our new design;

FIG. 2 is a top plan view thereof;

FIG. 3 is a front elevational view thereof;

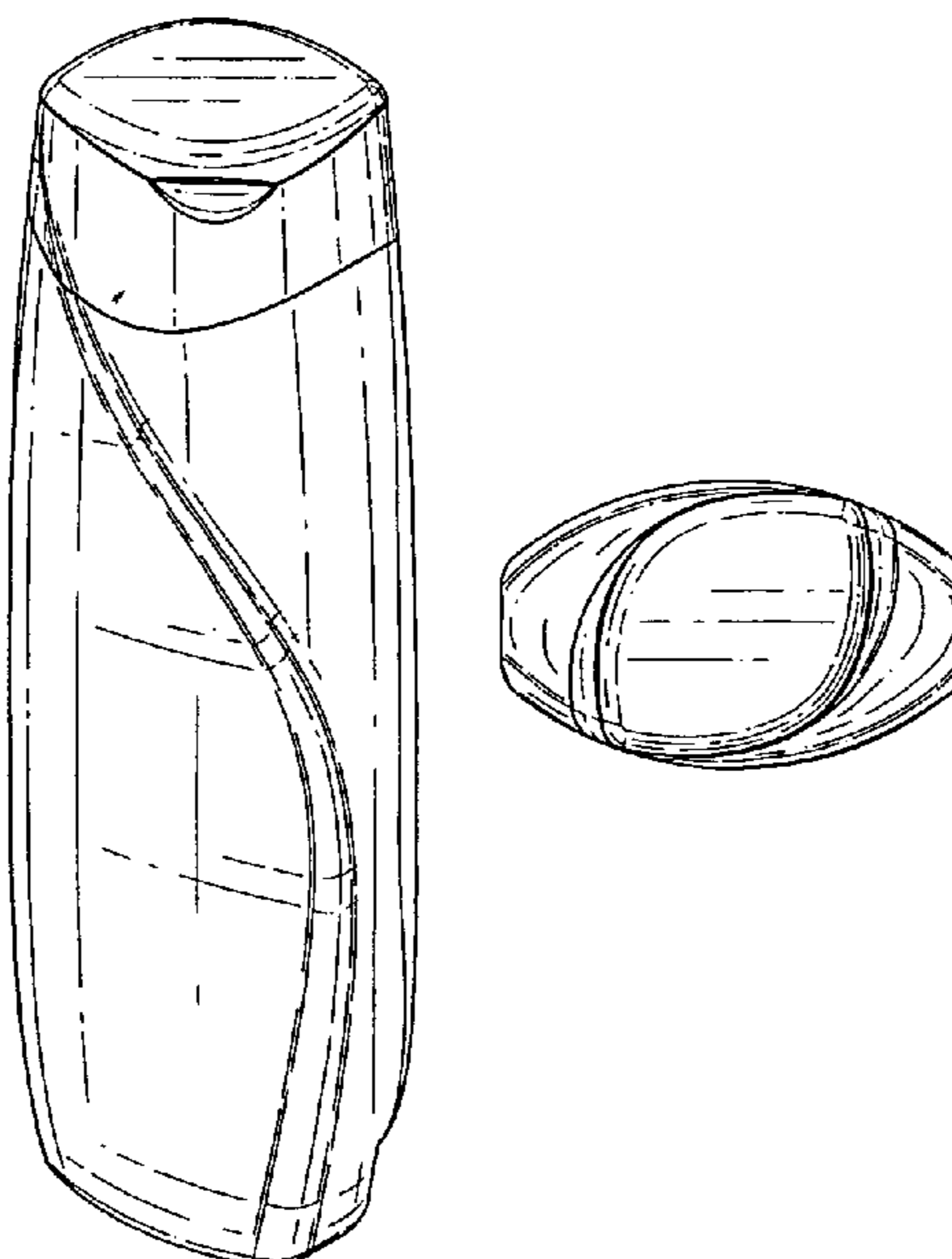
FIG. 4 is a bottom plan view thereof;

FIG. 5 is a left side elevational view thereof;

FIG. 6 is a back elevational view thereof; and,

FIG. 7 is a right side elevational view thereof.

1 Claim, 2 Drawing Sheets



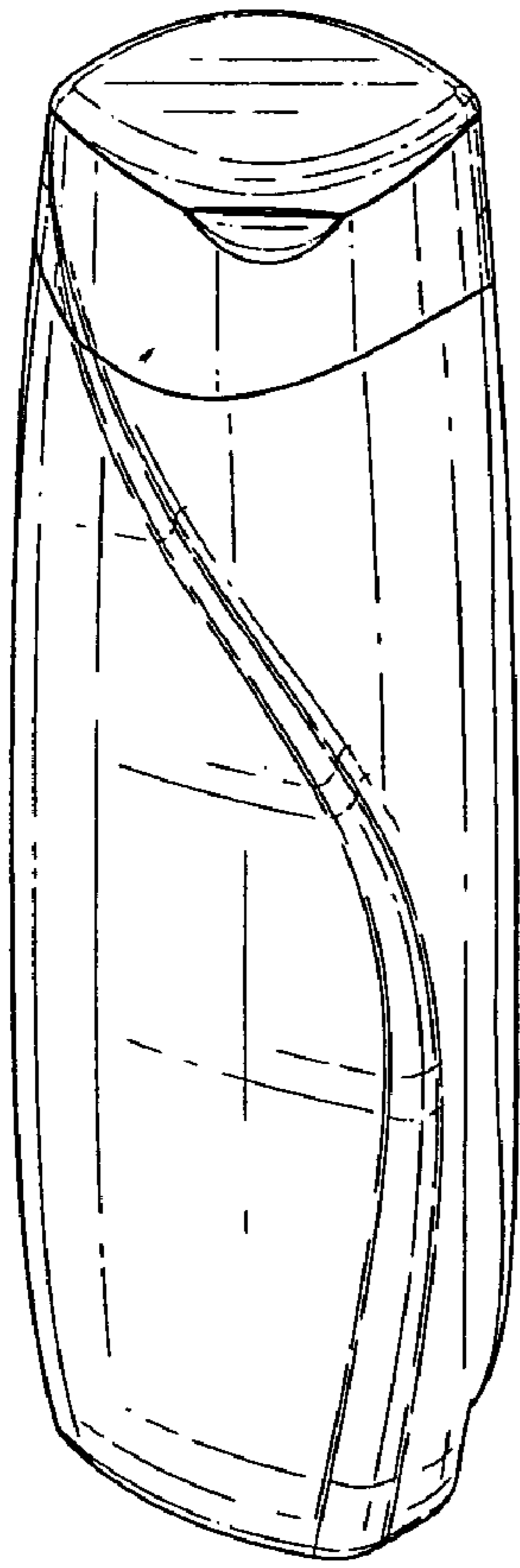


Fig. 1

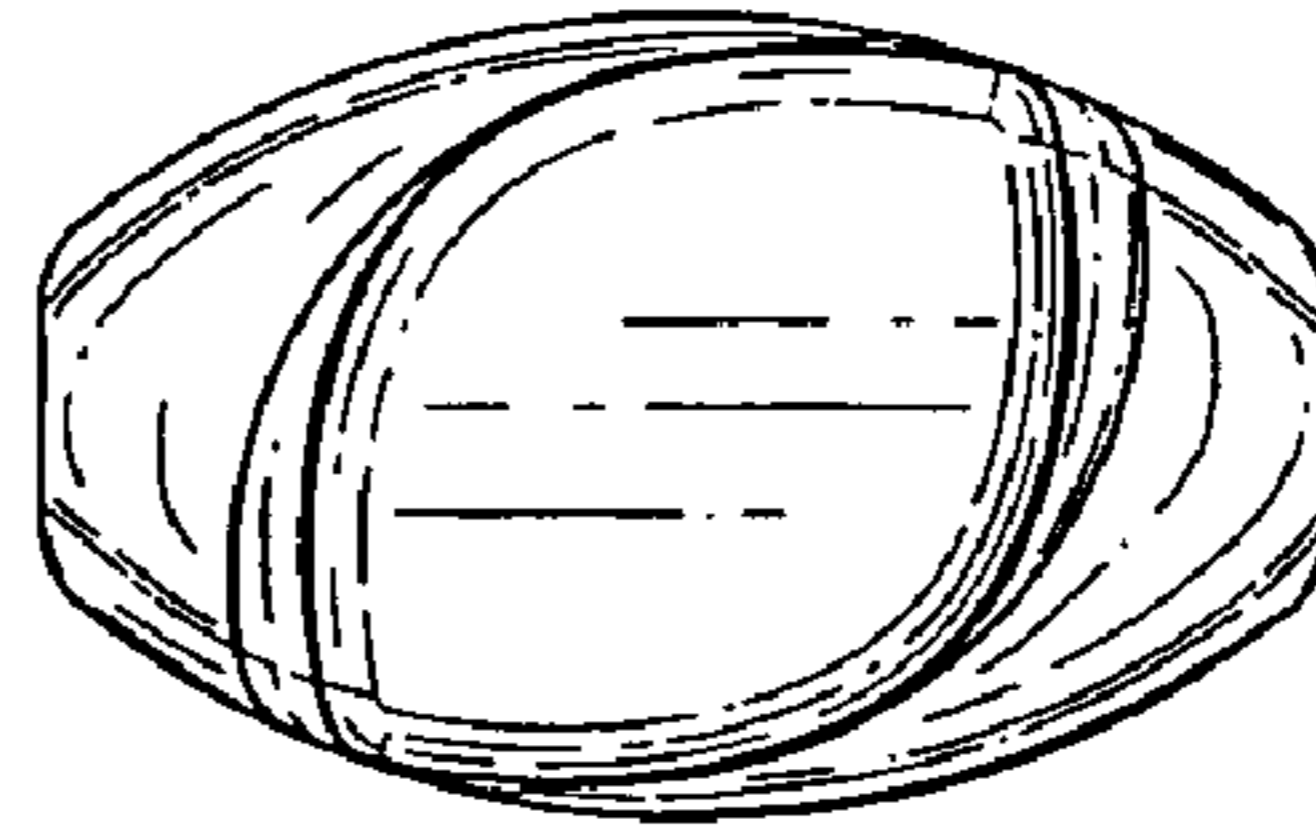


Fig. 2

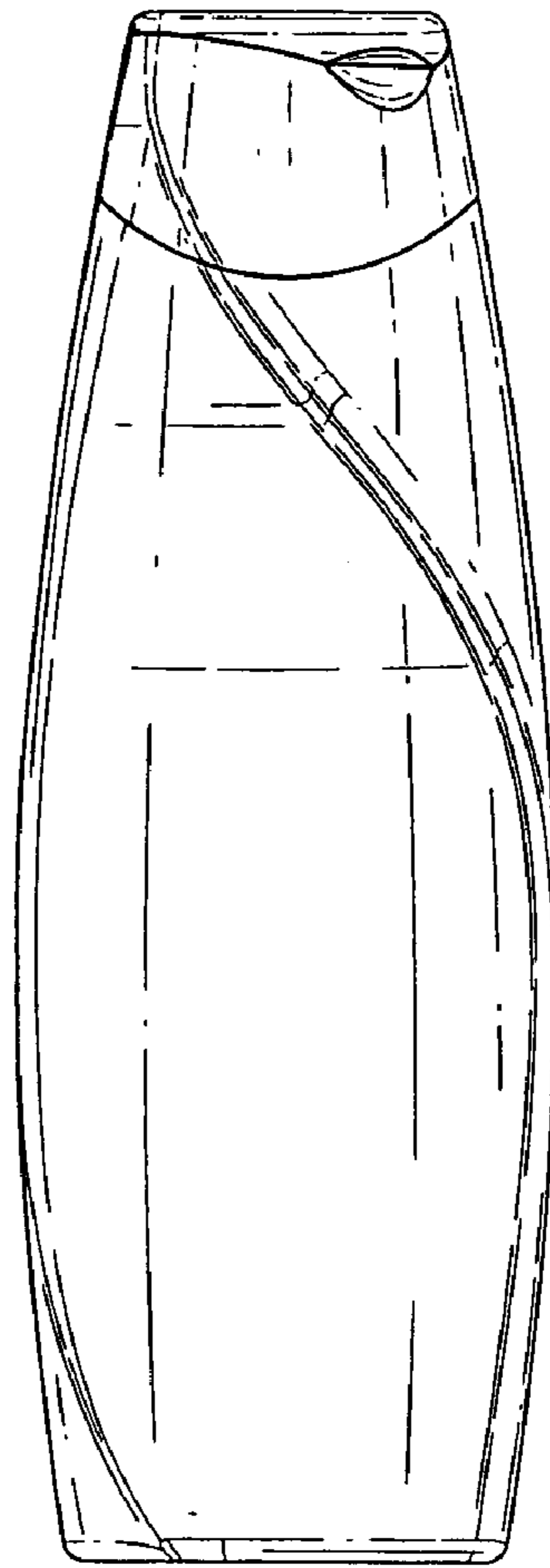


Fig. 3

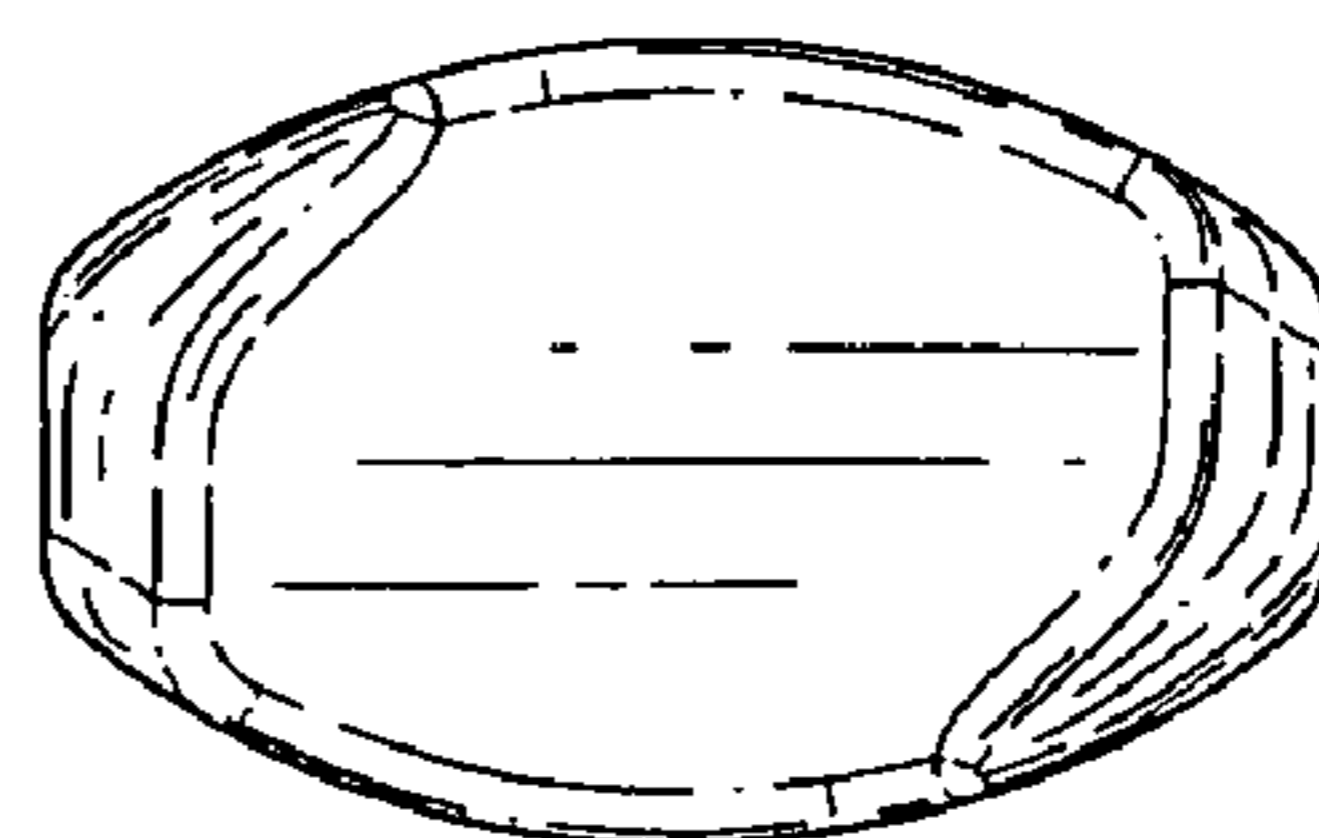


Fig. 4

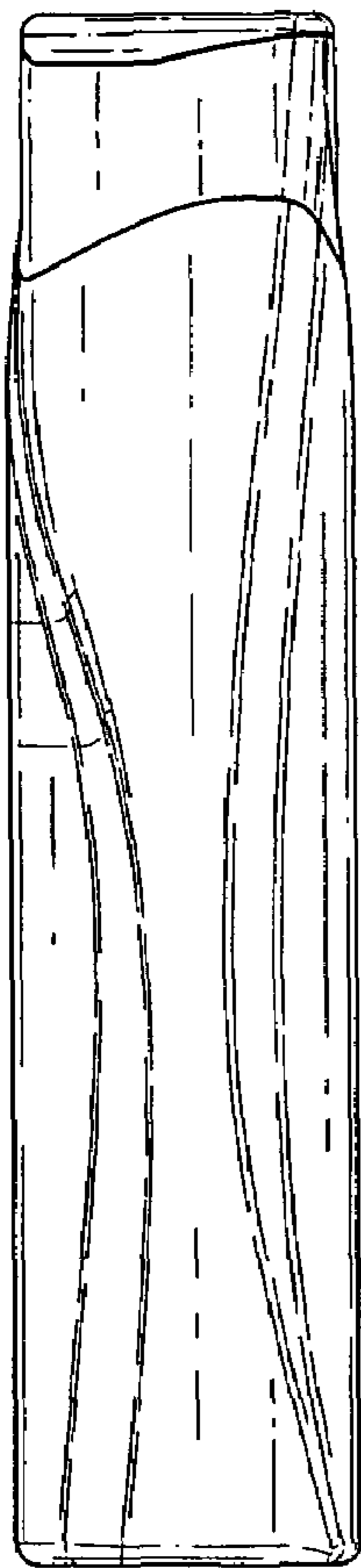


Fig. 5

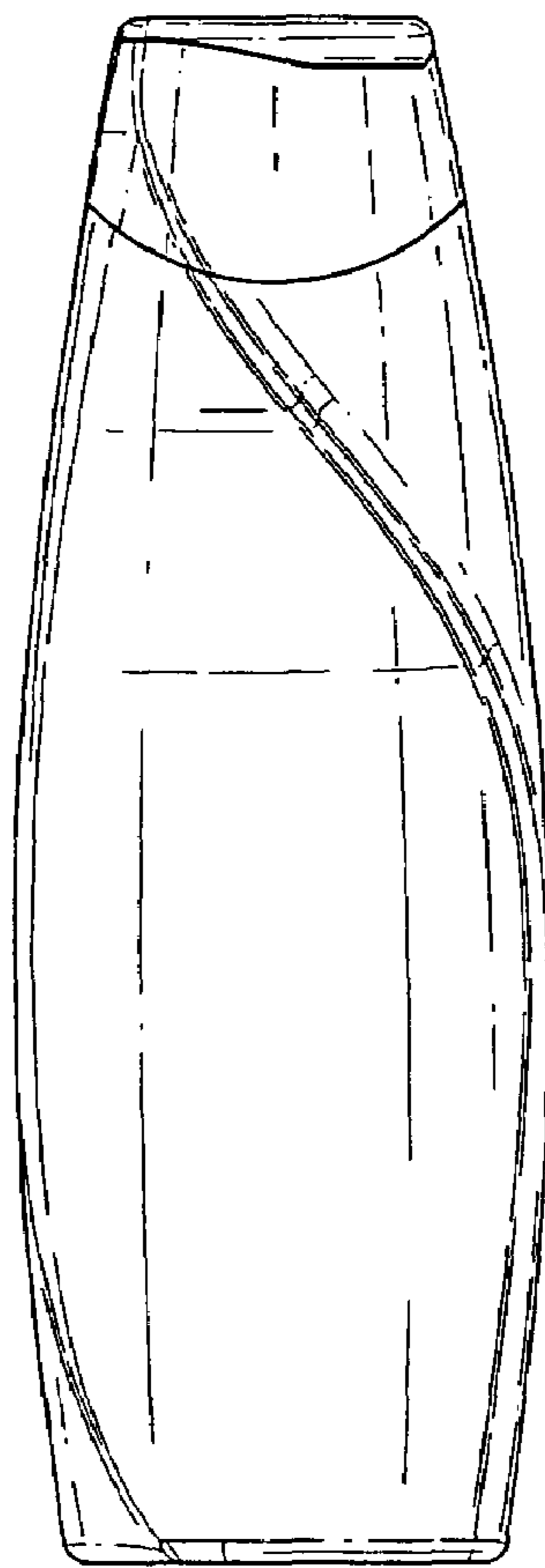


Fig. 6

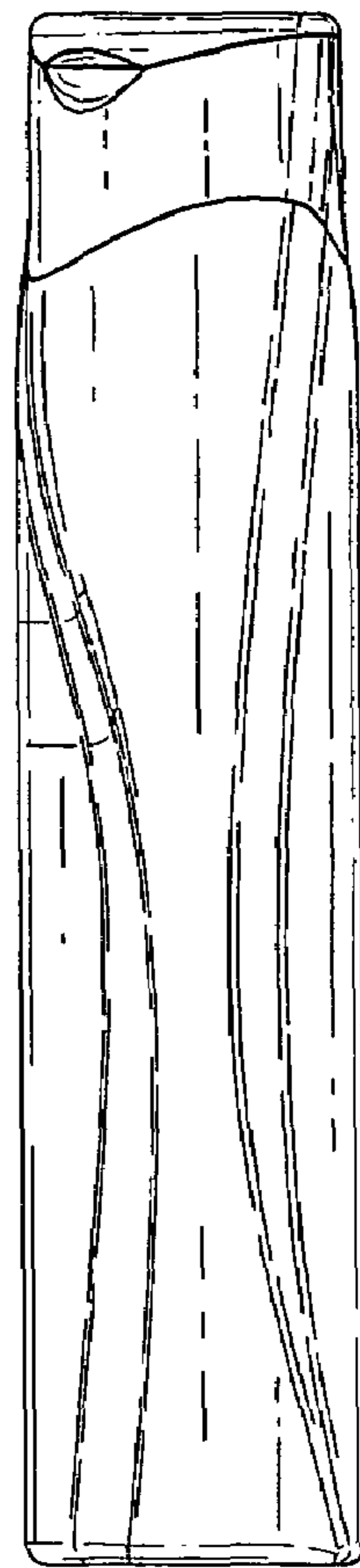


Fig. 7