



US00D556583S

(12) **United States Design Patent**
Gurst et al.

(10) **Patent No.: US D556,583 S**

(45) **Date of Patent: ** Dec. 4, 2007**

(54) **BOTTLE**

(75) Inventors: **Ben Gurst**, Denver, CO (US); **Peter Murane**, Denver, CO (US); **Jillian Pitt**, Denver, CO (US)

(73) Assignee: **The Clorox Company**, Oakland, CA (US)

(**) Term: **14 Years**

(21) Appl. No.: **29/231,755**

(22) Filed: **Jun. 9, 2005**

(51) **LOC (8) Cl.** **09-01**

(52) **U.S. Cl.** **D9/523; D9/553; D9/554; D9/570; D9/575**

(58) **Field of Classification Search** D9/682-694, D9/502, 516, 520, 522-528, 530-531, 538-539, D9/541, 546, 551, 553-554, 557, 563-564, D9/566-567, 570-575; 215/381-385, 396, 215/398, 400

See application file for complete search history.

(56) **References Cited**

U.S. PATENT DOCUMENTS

D67,959 S *	8/1925	Javal	D9/566 X
D93,799 S *	11/1934	Steelman	D9/566 X
D96,266 S *	7/1935	McLaughlin	D9/563 X
D96,268 S *	7/1935	Meyer	D9/522
3,474,938 A *	10/1969	Clevenger	222/318
D371,741 S *	7/1996	Goettner et al.	D9/523 X
D392,567 S *	3/1998	Dumont et al.	D9/523
5,875,940 A *	3/1999	Mayfield	222/382

D410,391 S *	6/1999	Soller	D9/523
D427,078 S *	6/2000	Schaaf et al.	D9/520 X
D429,159 S *	8/2000	Feen	D9/523
D464,268 S *	10/2002	Mixon	D9/539
D486,397 S *	2/2004	Crawford et al.	D9/523
D487,874 S *	3/2004	Syrek	D9/528
D495,257 S *	8/2004	Crawford et al.	D9/523
D501,405 S *	2/2005	Feen	D9/523
D501,796 S *	2/2005	Crawford et al.	D9/523
D508,855 S *	8/2005	Hasler	D9/523
D533,785 S *	12/2006	Corbett et al.	D9/538

* cited by examiner

Primary Examiner—Carol Rademaker

(74) *Attorney, Agent, or Firm*—Alok Goel; Monica Winghart

(57) **CLAIM**

The ornamental design for a bottle, as shown and described.

DESCRIPTION

The application relates to a bottle for use as a container.

FIG. 1 is a left side elevational view of a bottle showing my new design;

FIG. 2 is a left side elevational view thereof;

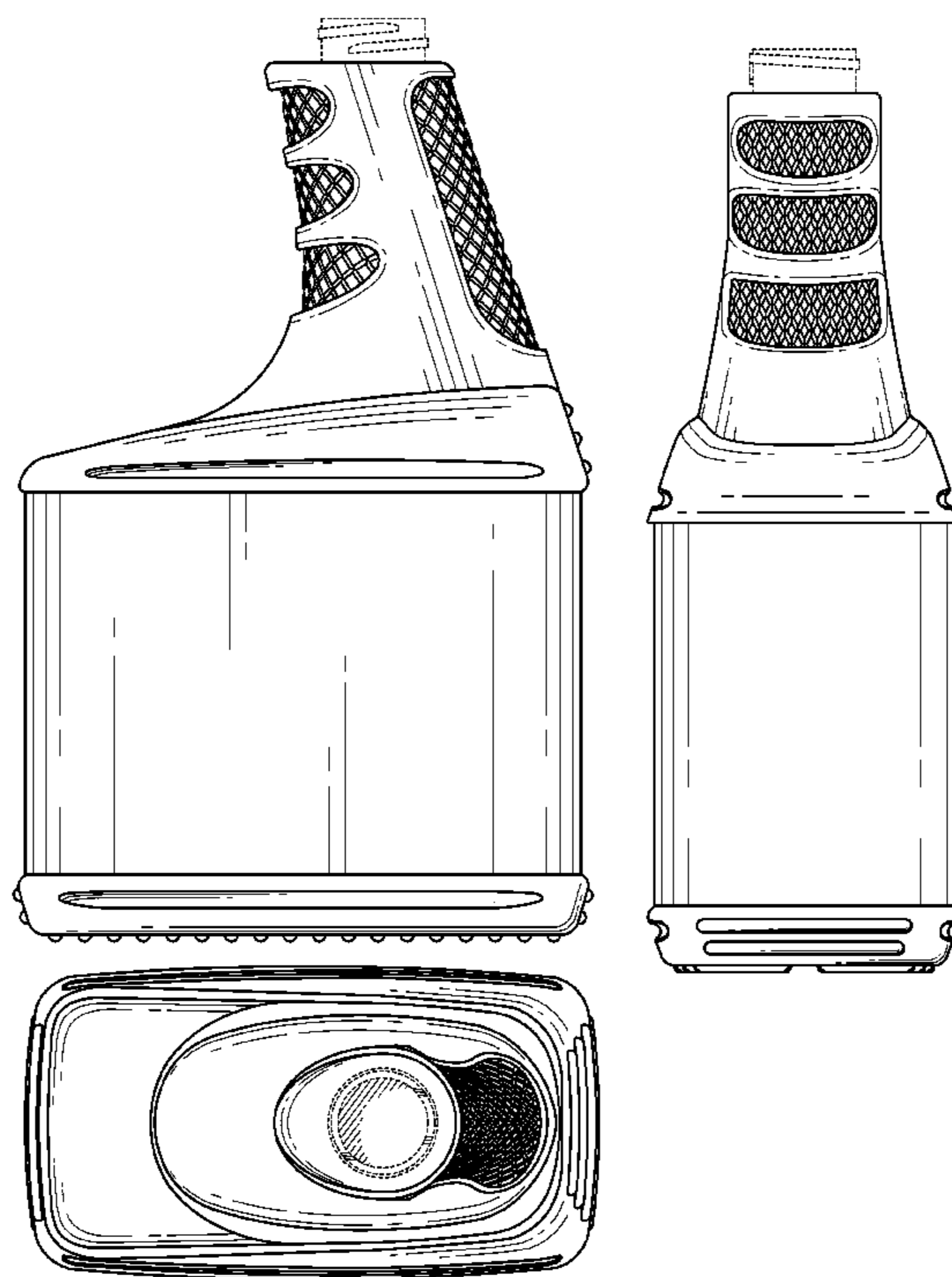
FIG. 3 is a front elevational view thereof;

FIG. 4 is a rear elevational view thereof; and,

FIG. 5 is a top plan view thereof.

The broken lines shown in the drawings are for illustrative purposes only and form no part of the claimed design.

1 Claim, 5 Drawing Sheets



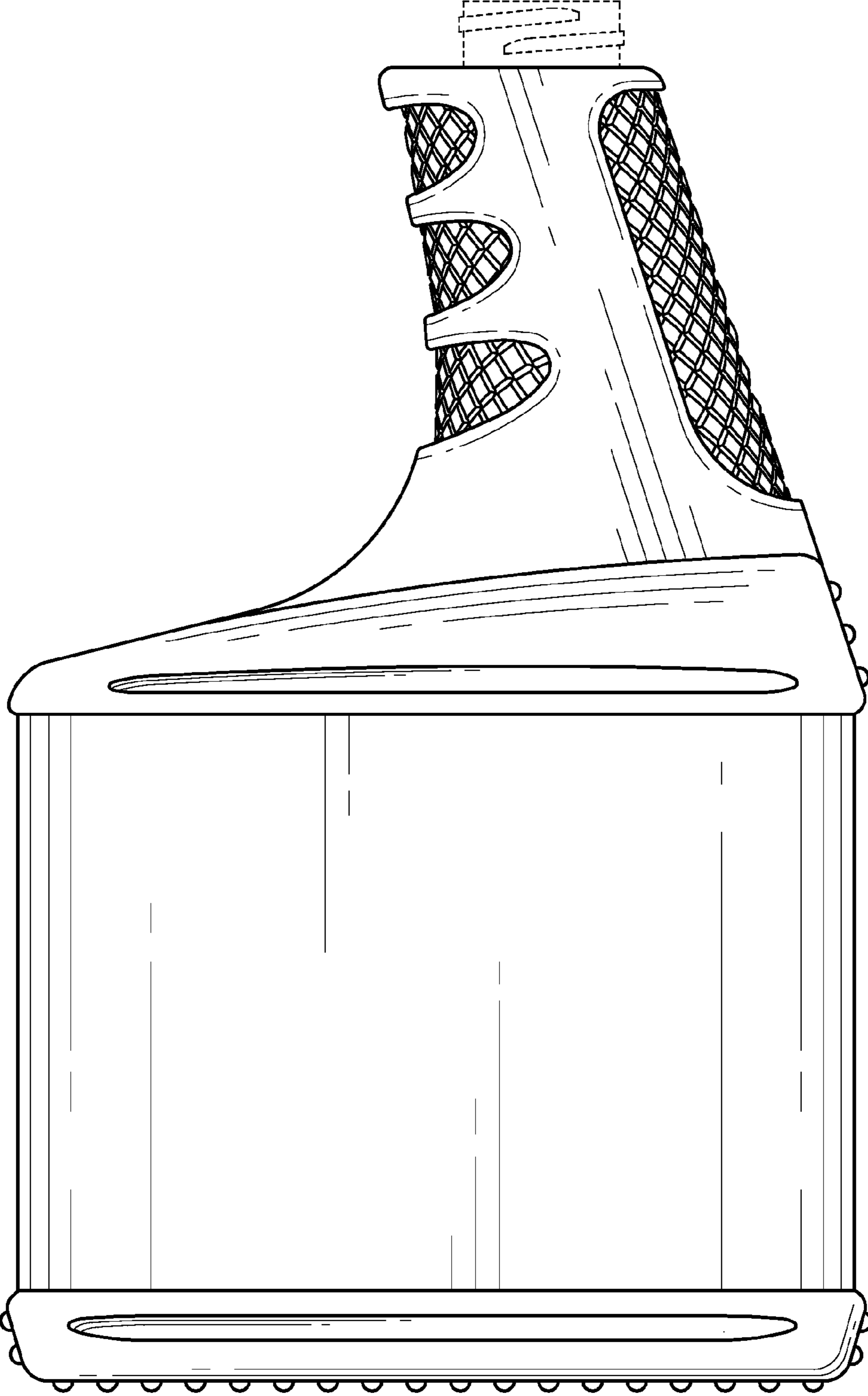


FIG.1

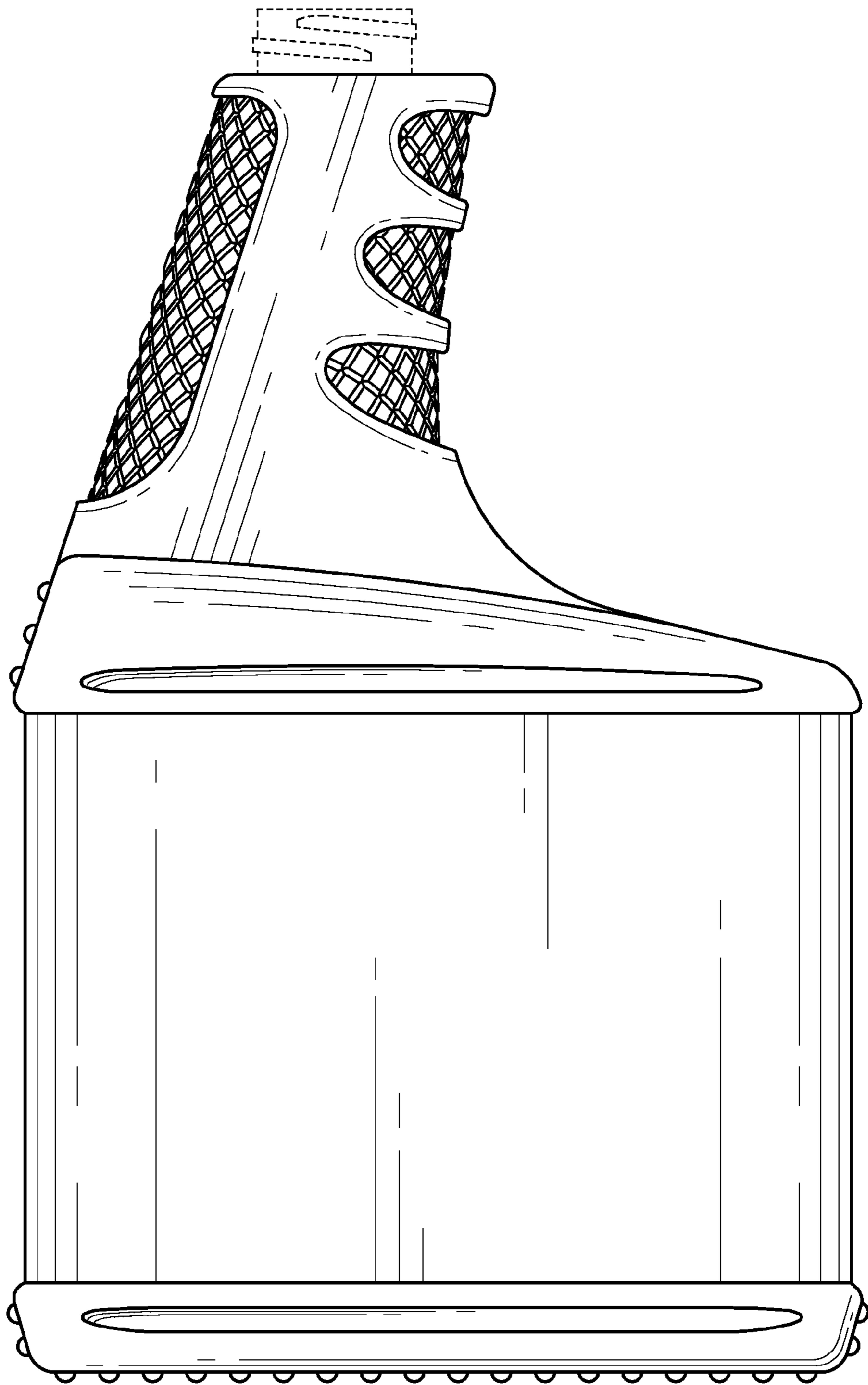


FIG. 2




FIG.3

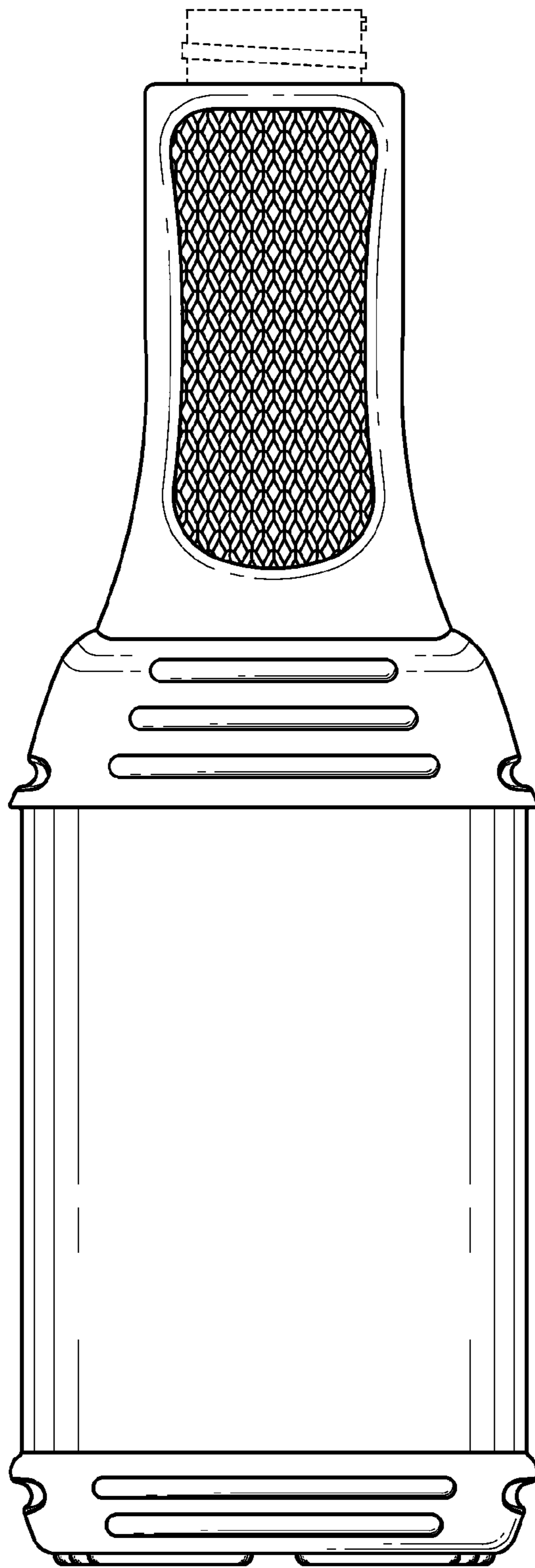


FIG.4

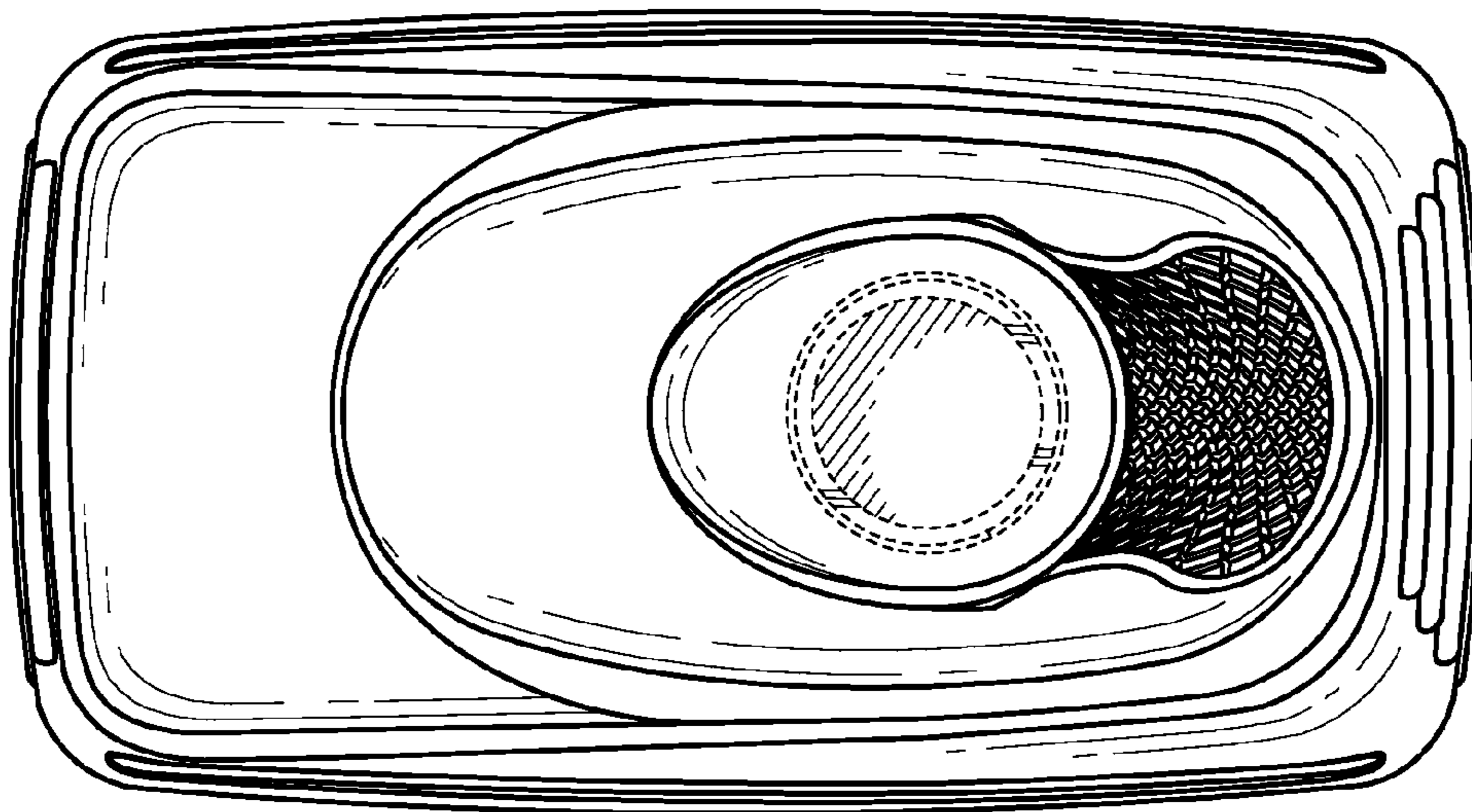


FIG.5