



US00D556579S

(12) **United States Design Patent**  
**Goto et al.**

(10) **Patent No.:** **US D556,579 S**

(45) **Date of Patent:** **\*\* Dec. 4, 2007**

(54) **DRINK CONTAINER**

(75) Inventors: **Norifumi Goto**, Ichinomiya (JP);  
**Yusuke Yamamoto**, Ichinomiya (JP)

(73) Assignee: **Thermos K.K.**, Niigata-Ken (JP)

(\*\*) Term: **14 Years**

(21) Appl. No.: **29/277,339**

(22) Filed: **Feb. 22, 2007**

(30) **Foreign Application Priority Data**

Dec. 19, 2006 (JP) ..... 2006-034794

(51) **LOC (8) Cl.** ..... **09-01**

(52) **U.S. Cl.** ..... **D9/516; D9/552; D9/549;**  
D9/556

(58) **Field of Classification Search** ..... D9/516,  
D9/530, 537, 540, 549, 551, 552, 553, 554,  
D9/556, 557, 558, 559, 565, 566, 564, 567,  
D9/571, 574, 575; D7/601, 602, 605-608;  
220/592.16, 592.17; 215/381-387  
See application file for complete search history.

(56) **References Cited**

**U.S. PATENT DOCUMENTS**

D23,834 S \* 12/1894 Williams ..... D9/556  
D109,753 S \* 5/1938 Noble ..... D9/556  
D119,524 S \* 3/1940 McDonald ..... D9/563  
D284,269 S \* 6/1986 Goettner ..... D9/500  
D319,581 S \* 9/1991 Halm ..... D32/29.1  
6,065,624 A \* 5/2000 Steinke ..... 215/383  
D428,814 S \* 8/2000 Silvers et al. .... D9/502

D450,244 S \* 11/2001 Rashid ..... D9/503  
6,612,451 B2 \* 9/2003 Tobias et al. .... 215/375  
D480,314 S \* 10/2003 Johnson et al. .... D9/538  
D518,725 S \* 4/2006 Eble ..... D9/502  
D541,157 S \* 4/2007 Samartgis ..... D9/502  
D543,791 S \* 6/2007 Goto et al. .... D7/608  
D544,311 S \* 6/2007 Goto et al. .... D7/608  
2007/0012650 A1 \* 1/2007 Eble ..... 215/382

\* cited by examiner

*Primary Examiner*—Daniel Bui  
*Assistant Examiner*—Elizabeth J. Oswecki  
(74) *Attorney, Agent, or Firm*—Darby & Darby

(57) **CLAIM**

The ornamental design for a drink container, as shown and described.

**DESCRIPTION**

FIG. 1 is a front view of a drink container, showing our new design;

FIG. 2 is a rear view thereof;

FIG. 3 is a top plan view thereof;

FIG. 4 is a bottom plan view thereof;

FIG. 5 is a left side view thereof;

FIG. 6 is a right side view thereof;

FIG. 7 is a front perspective view thereof; and,

FIG. 8 is a rear perspective view thereof.

The broken lines are for illustrative purposes only and form no part of the claimed design.

**1 Claim, 4 Drawing Sheets**

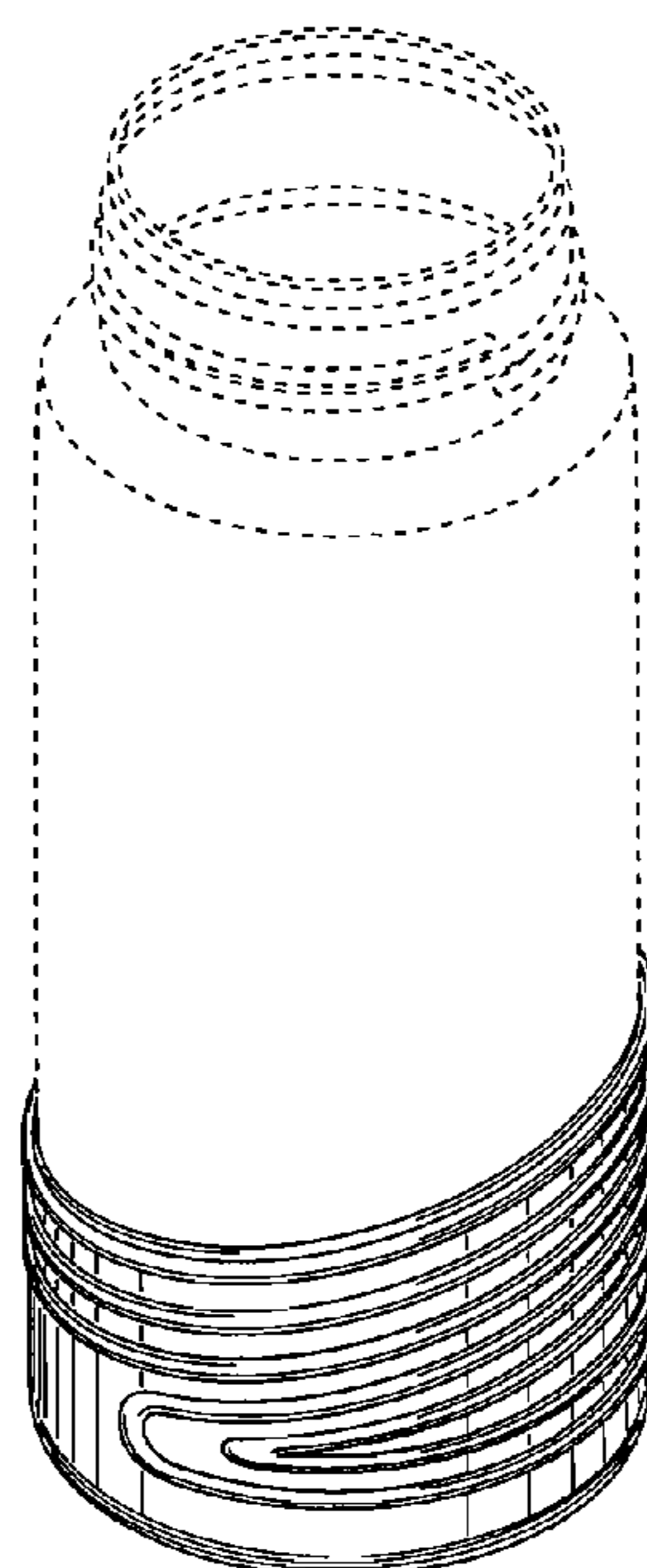
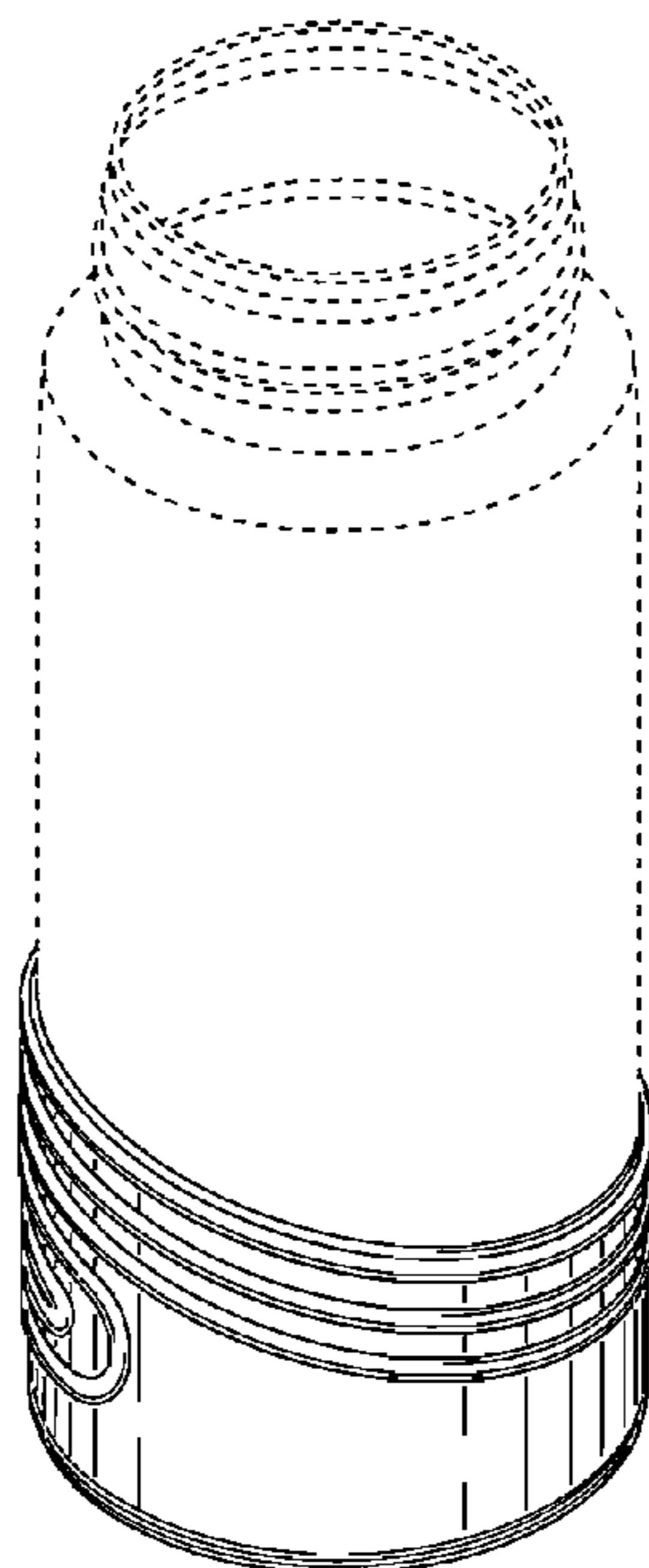


FIG.1




FIG.2

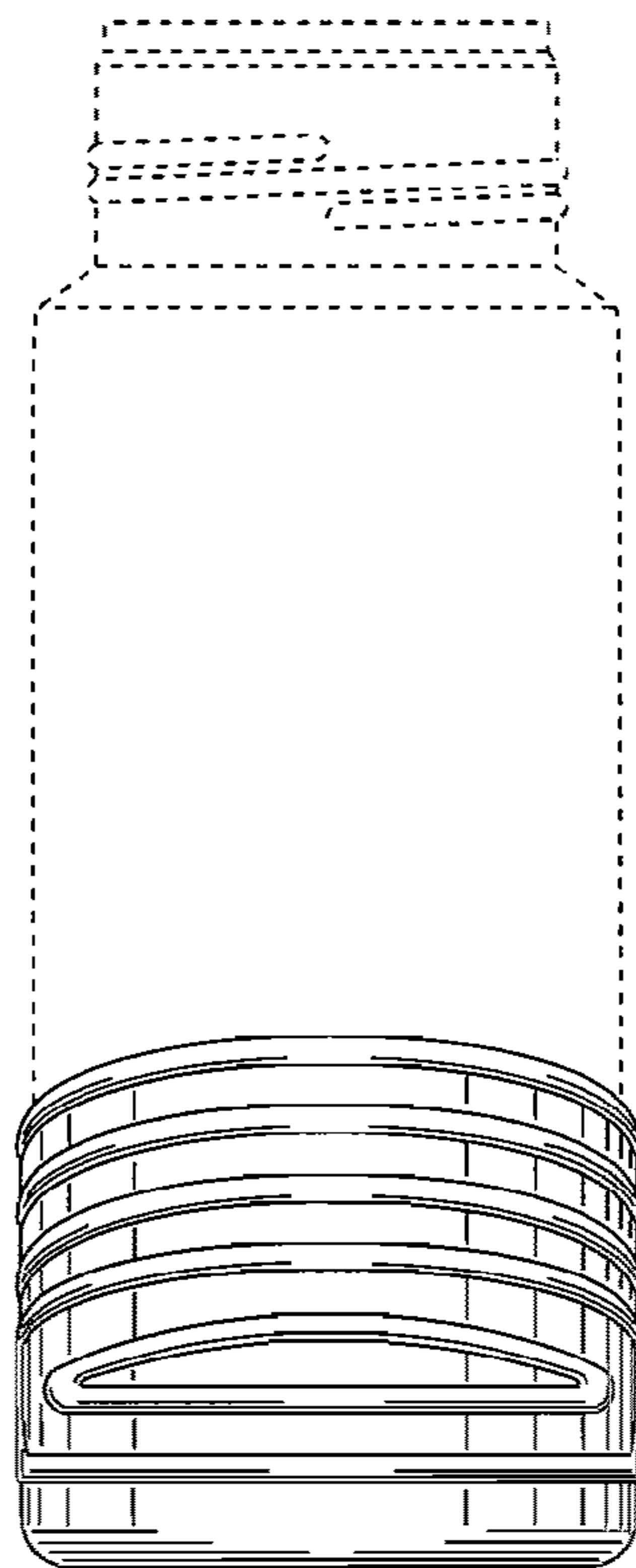


FIG.3




FIG.4

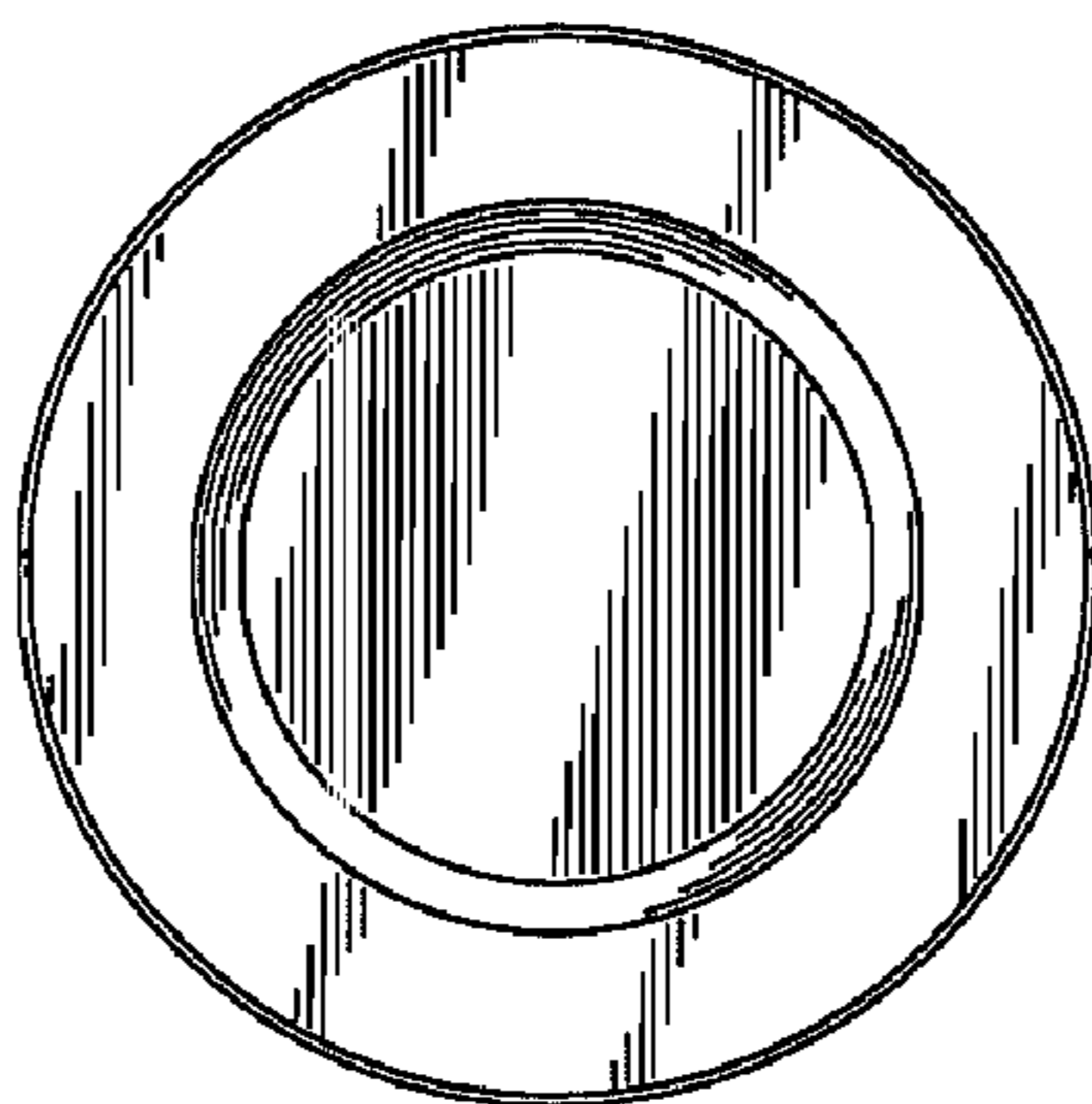


FIG.5




FIG.6




FIG.7

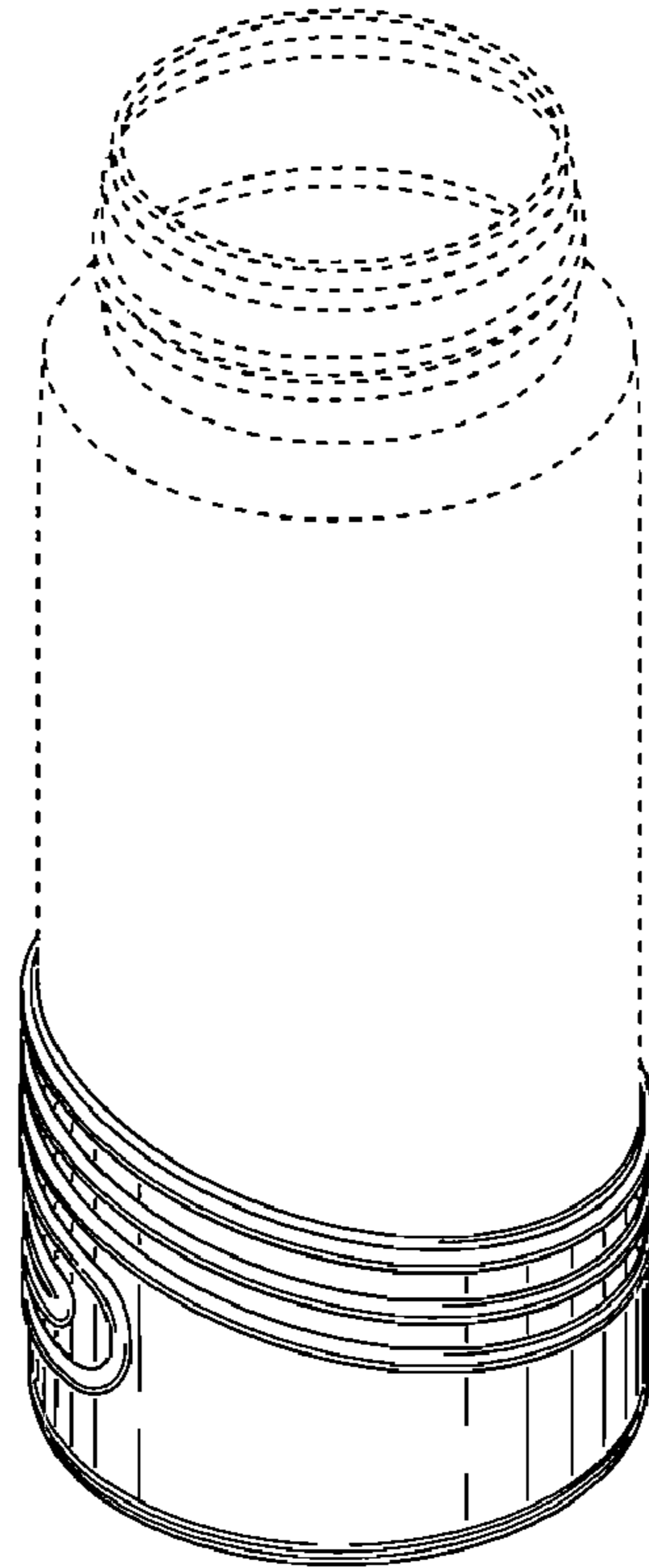


FIG.8

