



US00D556572S

(12) **United States Design Patent** (10) **Patent No.:** **US D556,572 S**
Mongeon et al. (45) **Date of Patent:** **** Dec. 4, 2007**

(54) **CONTAINER WITH A SURFACE INDICIA**

(75) Inventors: **Murphy Greene Mongeon**, Cincinnati, OH (US); **Amy Bridgman**, London (GB); **Donald Wilfred Robert Williams**, London (GB)

(73) Assignee: **The Procter & Gamble Company**, Cincinnati, OH (US)

(**) Term: **14 Years**

(21) Appl. No.: **29/286,155**

(22) Filed: **Apr. 25, 2007**

Related U.S. Application Data

(62) Division of application No. 29/256,612, filed on Mar. 22, 2006.

(30) **Foreign Application Priority Data**

Sep. 22, 2005 (EM) 000407614

(51) **LOC (8) Cl.** **09-03**

(52) **U.S. Cl.** **D9/432**

(58) **Field of Classification Search** D9/430-433, D9/414, 422, 423, 499, 455, 456, 643, 761, D9/420, 762; 206/457, 458, 432, 582, 830, 206/459.5, 497, 521.1; 229/110-116, 100, 229/104, 8, 132, 124, 153, 800, 117.6; 220/DIG. 34
See application file for complete search history.

(56) **References Cited**

U.S. PATENT DOCUMENTS

D69,799 S *	3/1926	Harris	D9/432
D81,675 S *	7/1930	Webber	D9/432
D81,676 S *	7/1930	Webber	D9/432
D85,694 S *	12/1931	Hicks	D9/432
D95,934 S *	6/1935	Smith	D9/667
D110,869 S *	8/1938	Kovacs	D9/432
D218,880 S *	10/1970	Conesa	D9/432
D253,517 S *	11/1979	Grodin	D9/432
D259,469 S *	6/1981	Grodin	D9/432

D259,470 S *	6/1981	Grodin	D9/432
D259,471 S *	6/1981	Grodin	D9/432
D259,472 S *	6/1981	Grodin	D9/432
D261,866 S *	11/1981	Matsumoto	D9/432
D269,068 S *	5/1983	Mann et al.	D9/416
D276,136 S *	10/1984	Sebire	D9/432
D358,087 S *	5/1995	Lowry	D9/627
D373,080 S *	8/1996	Prosperi et al.	D9/418
D382,478 S *	8/1997	Park	D9/432
D395,006 S *	6/1998	Yoon	D9/432
D453,002 S *	1/2002	Mansau	D9/432
D495,953 S *	9/2004	Miller	D9/432
D496,274 S *	9/2004	Egawa	D9/432

* cited by examiner

Primary Examiner—Stella Reid

Assistant Examiner—Mark Goodwin

(74) *Attorney, Agent, or Firm*—Linda M. Sivik; Tara M. Rosnell

(57) **CLAIM**

The ornamental design for a container with a surface indicia, as shown and described.

DESCRIPTION

FIG. 1 is a perspective view of a container with a surface indicia, embodying our new design;

FIG. 2 is a front elevational view of the container with a surface indicia of FIG. 1;

FIG. 3 is a back elevational view of the container with a surface indicia of FIG. 1;

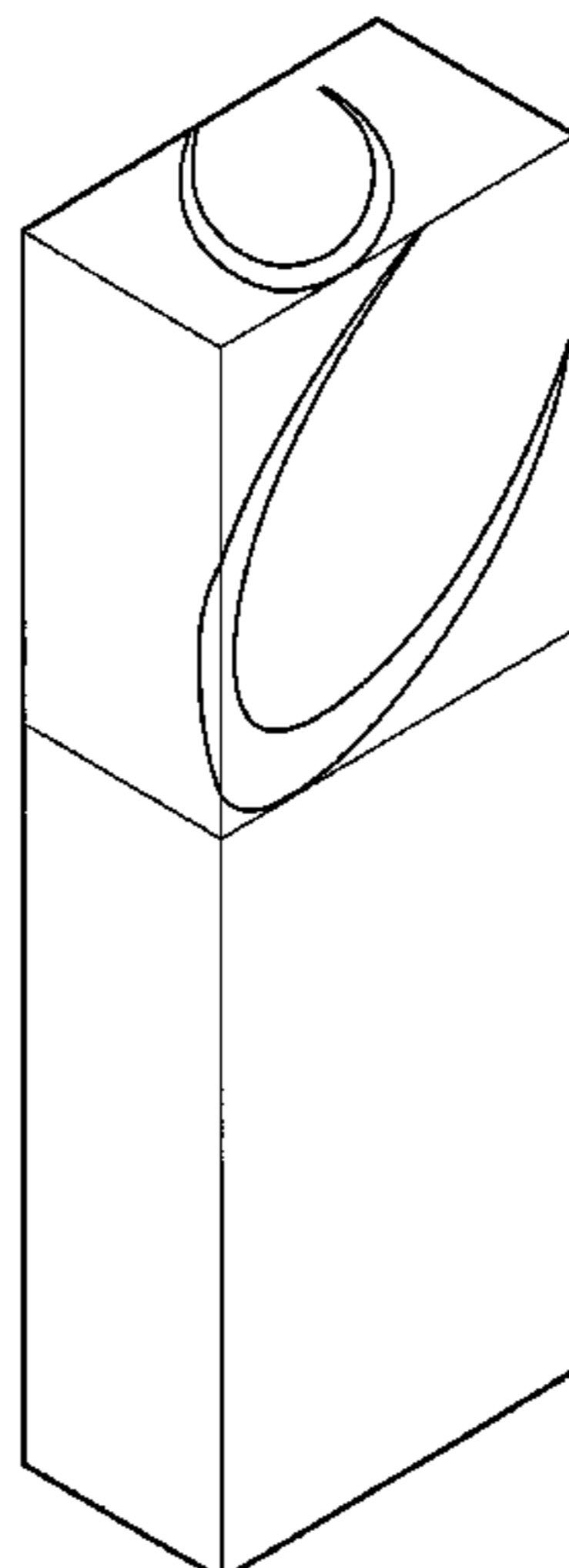
FIG. 4 is a first side elevational view of the container with a surface indicia of FIG. 1;

FIG. 5 is a second side elevational view of the container with a surface indicia of FIG. 1;

FIG. 6 is a top view of the container with a surface indicia of FIG. 1; and,

FIG. 7 is a bottom view of the container with a surface indicia of FIG. 1.

1 Claim, 5 Drawing Sheets



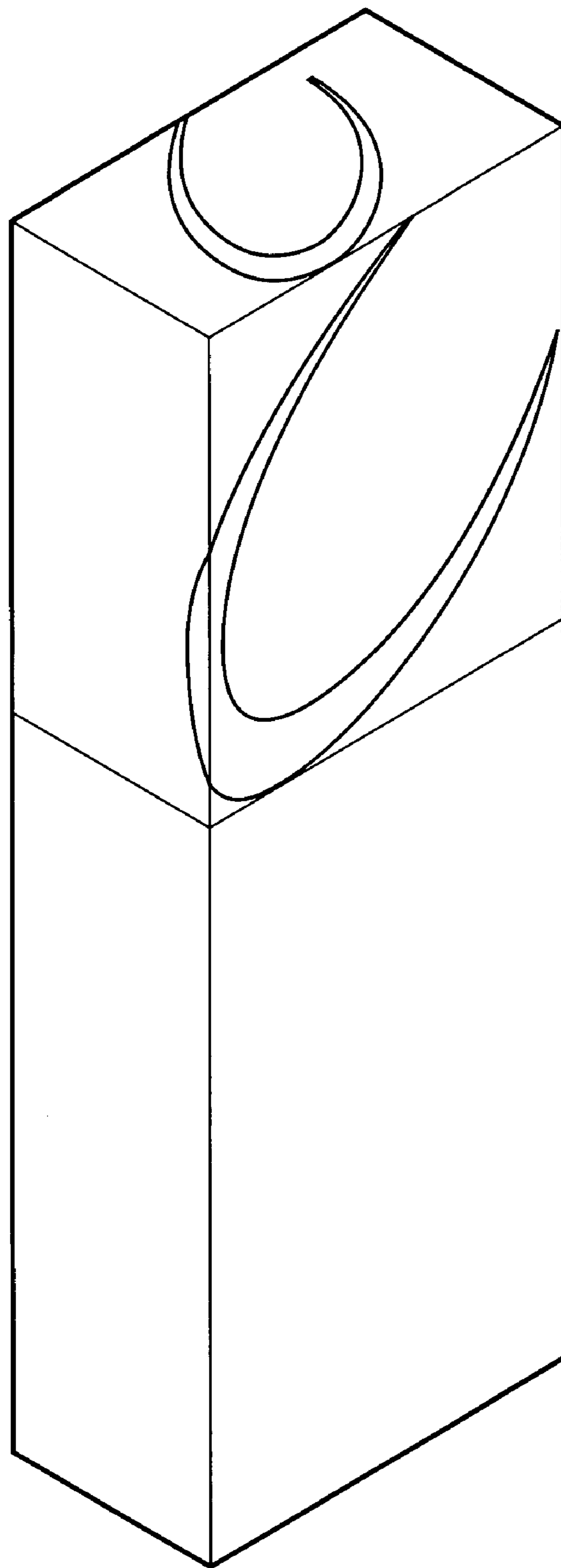


FIG. 1




FIG. 2




FIG. 3




FIG. 4




FIG. 5

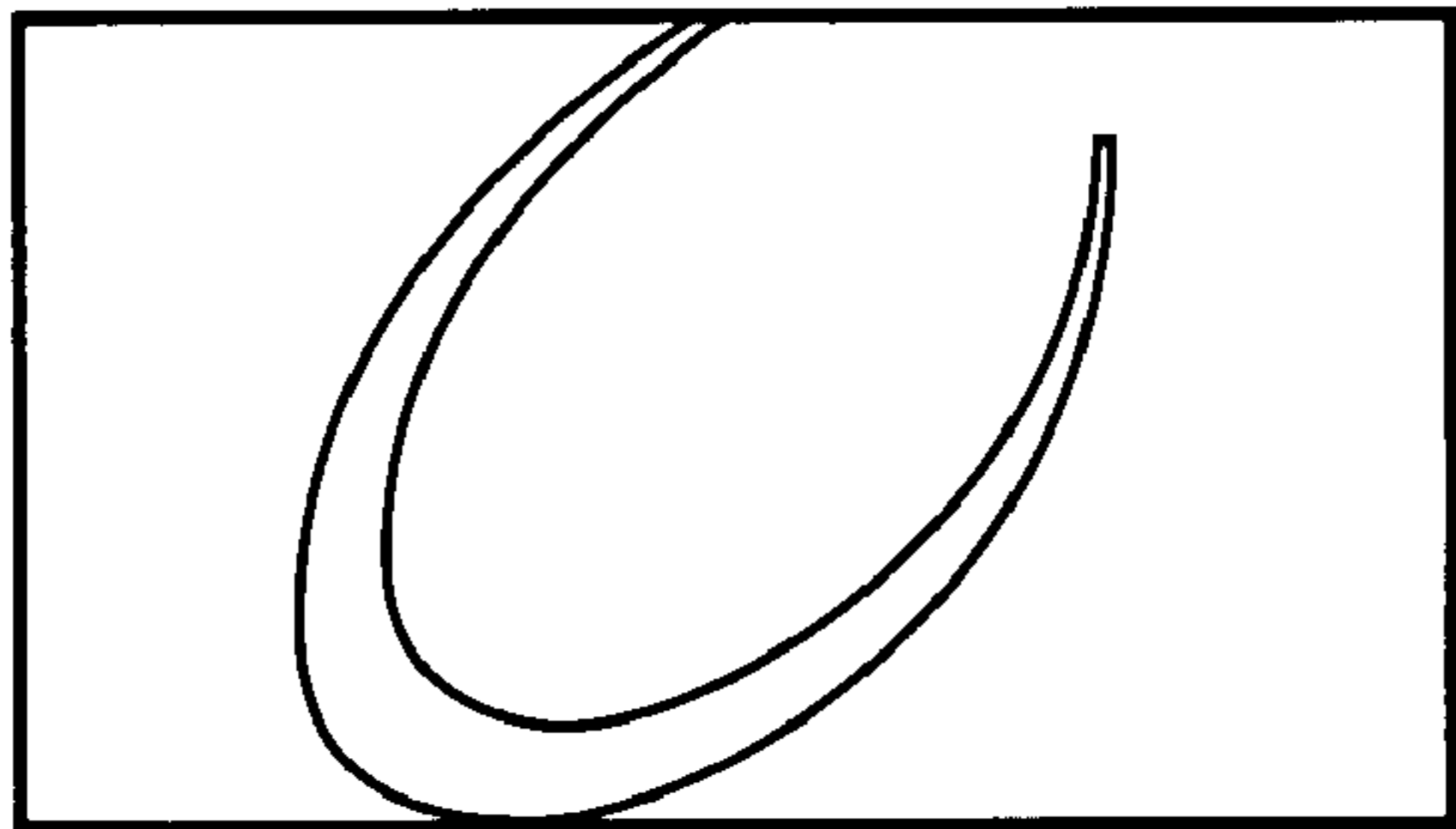


FIG. 6




FIG. 7