



US00D556571S

(12) **United States Design Patent**  
**Jalet**

(10) **Patent No.:** **US D556,571 S**

(45) **Date of Patent:** **\*\* Dec. 4, 2007**

(54) **HINGED CONTAINER**

(75) Inventor: **Vincent Jalet**, Brussels (BE)

(73) Assignee: **Dart Industries Inc.**, Orlando, FL (US)

(\*\*) Term: **14 Years**

(21) Appl. No.: **29/263,793**

(22) Filed: **Jul. 28, 2006**

(51) **LOC (8) Cl.** ..... **09-03**

(52) **U.S. Cl.** ..... **D9/432**

(58) **Field of Classification Search** ..... D9/430-433,  
D9/414-418; 229/105-106, 108, 108.1,  
229/100, 112-113, 115-116, 110, 162.1,  
229/922, 938, 182.1; 206/551, 746, 457,  
206/784, 822; D28/83

See application file for complete search history.

(56) **References Cited**

**U.S. PATENT DOCUMENTS**

3,043,354 A	7/1962	Fitzgerald
4,244,470 A	1/1981	Burnham
D307,243 S	4/1990	Baker
5,092,479 A	3/1992	Wells
D355,072 S	2/1995	Tiramani
D372,862 S	8/1996	Fiori
5,657,894 A	8/1997	Bowen
D383,939 S	9/1997	Jeppesen et al.

6,041,957 A	3/2000	Janetos	
D437,685 S	2/2001	Liu	
D449,165 S *	10/2001	van der Hulst	..... D3/294
D458,127 S	6/2002	de Groote	
D478,689 S *	8/2003	Thorpe	..... D28/83
D512,872 S	12/2005	McMahon, III et al.	
D518,603 S *	4/2006	Dittmer et al.	..... D28/83
D531,761 S *	11/2006	Zadeh et al.	..... D28/83

\* cited by examiner

*Primary Examiner*—Robert A. Delehanty

(74) *Attorney, Agent, or Firm*—John A. Doninger

(57) **CLAIM**

The ornamental design for a hinged container, as shown and described.

**DESCRIPTION**

FIG. 1 is a top, left side and front perspective view of a hinged container showing the new design;

FIG. 2 is a front elevation view;

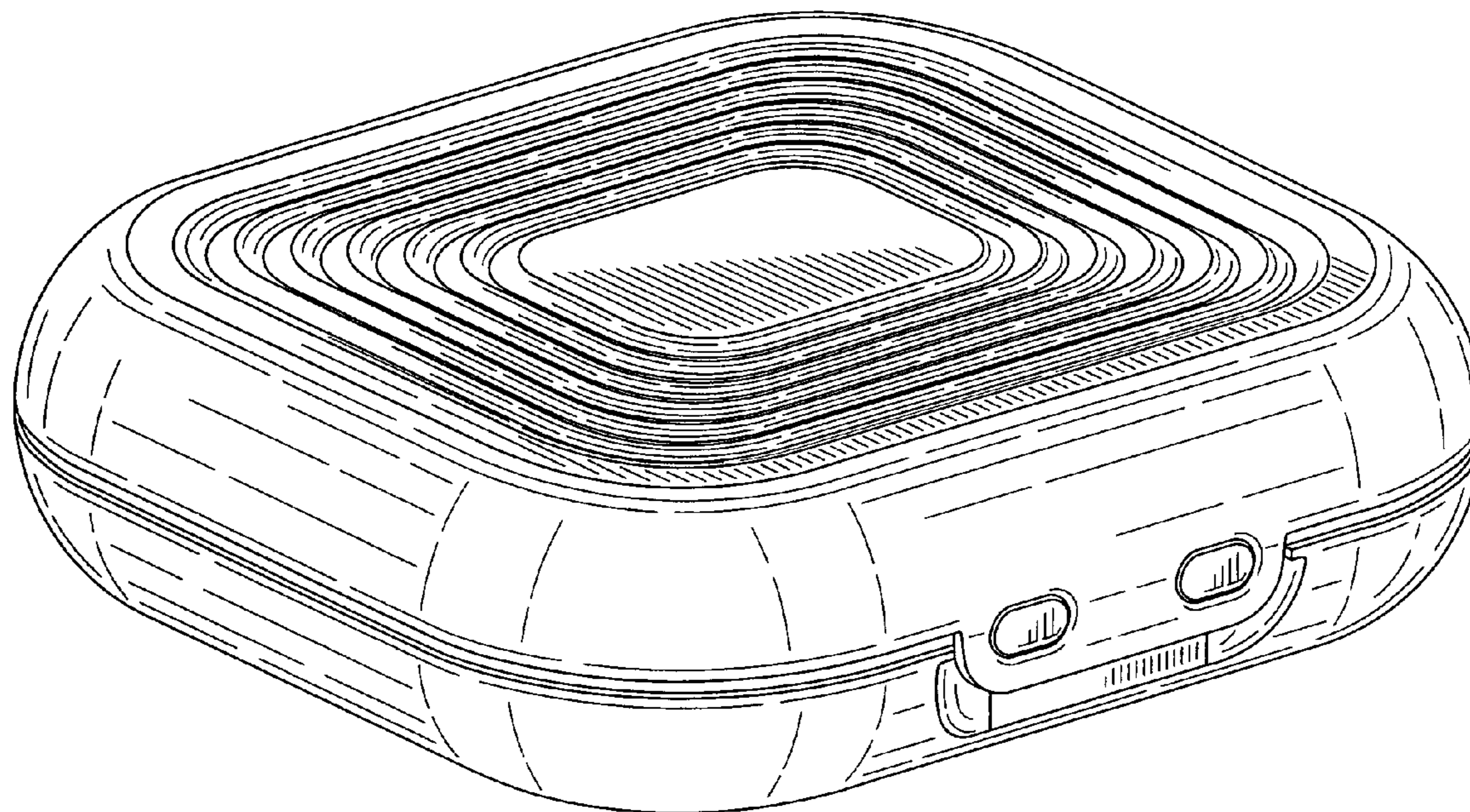
FIG. 3 is a rear elevation view;

FIG. 4 is a left side elevation view, the right side elevation being a mirror image thereof;

FIG. 5 is a top plan view thereof; and,

FIG. 6 is a bottom plan view thereof.

**1 Claim, 4 Drawing Sheets**



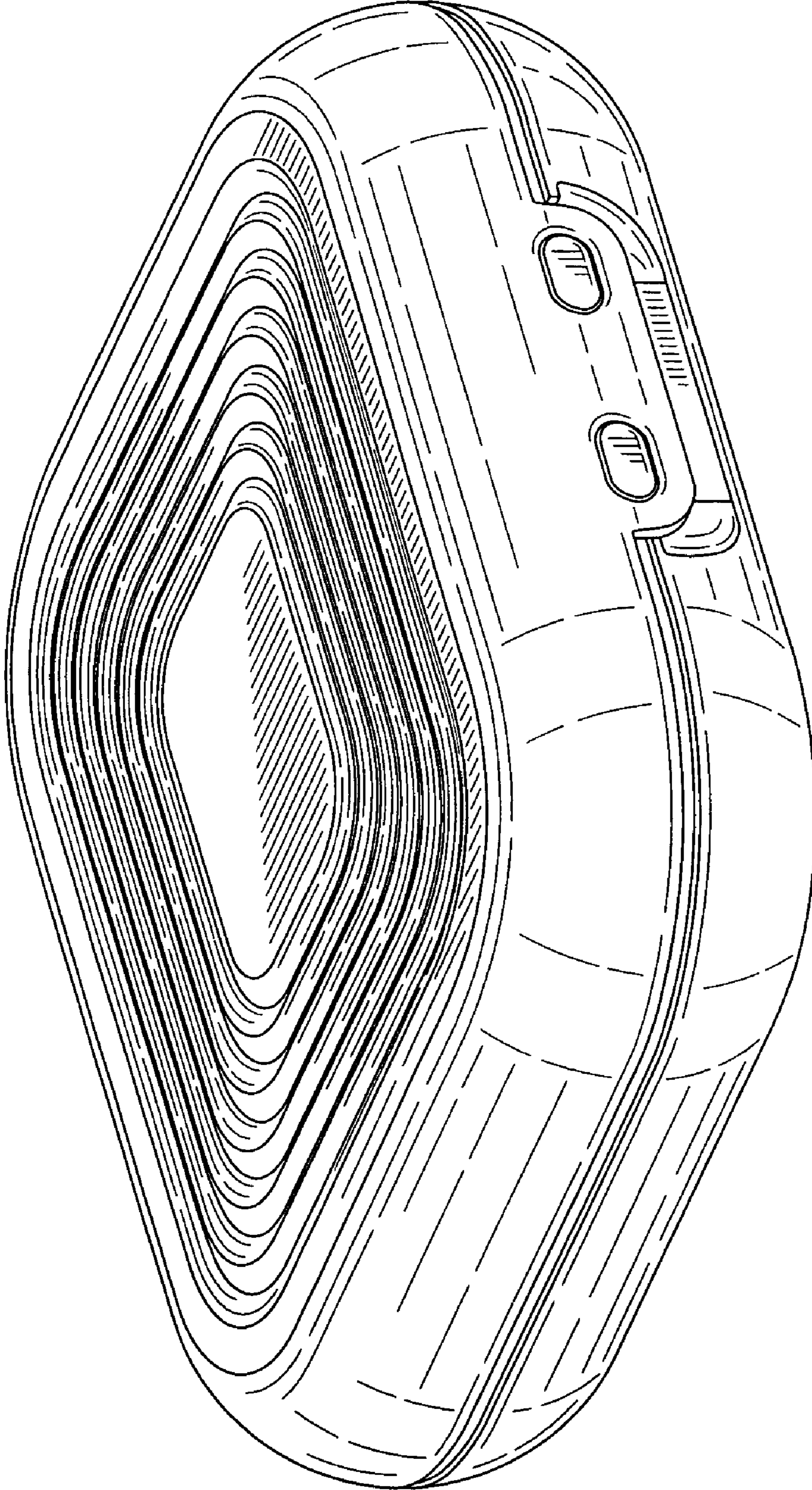


FIG. 1




FIG. 2




FIG. 3




FIG. 4

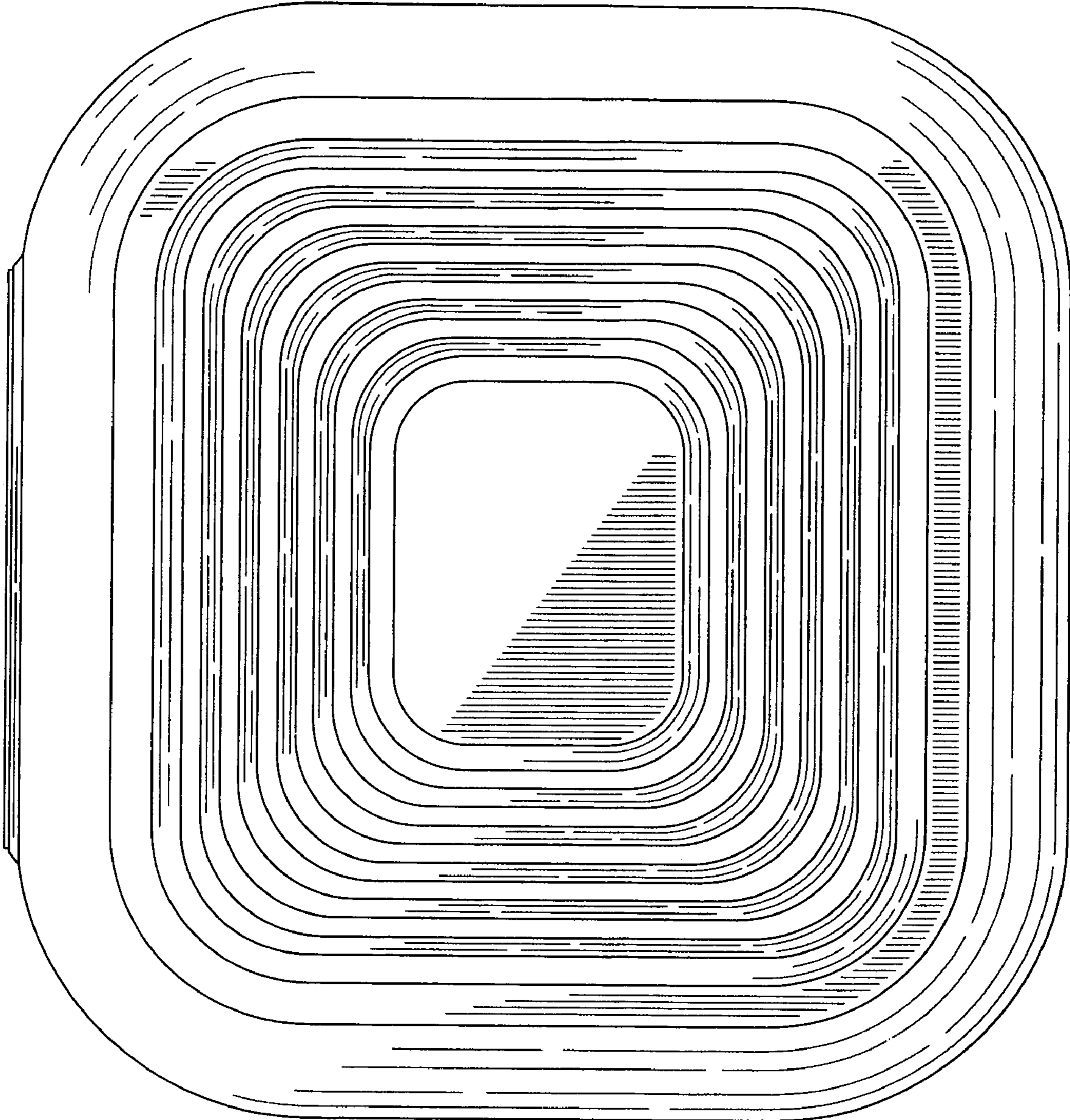


FIG. 5

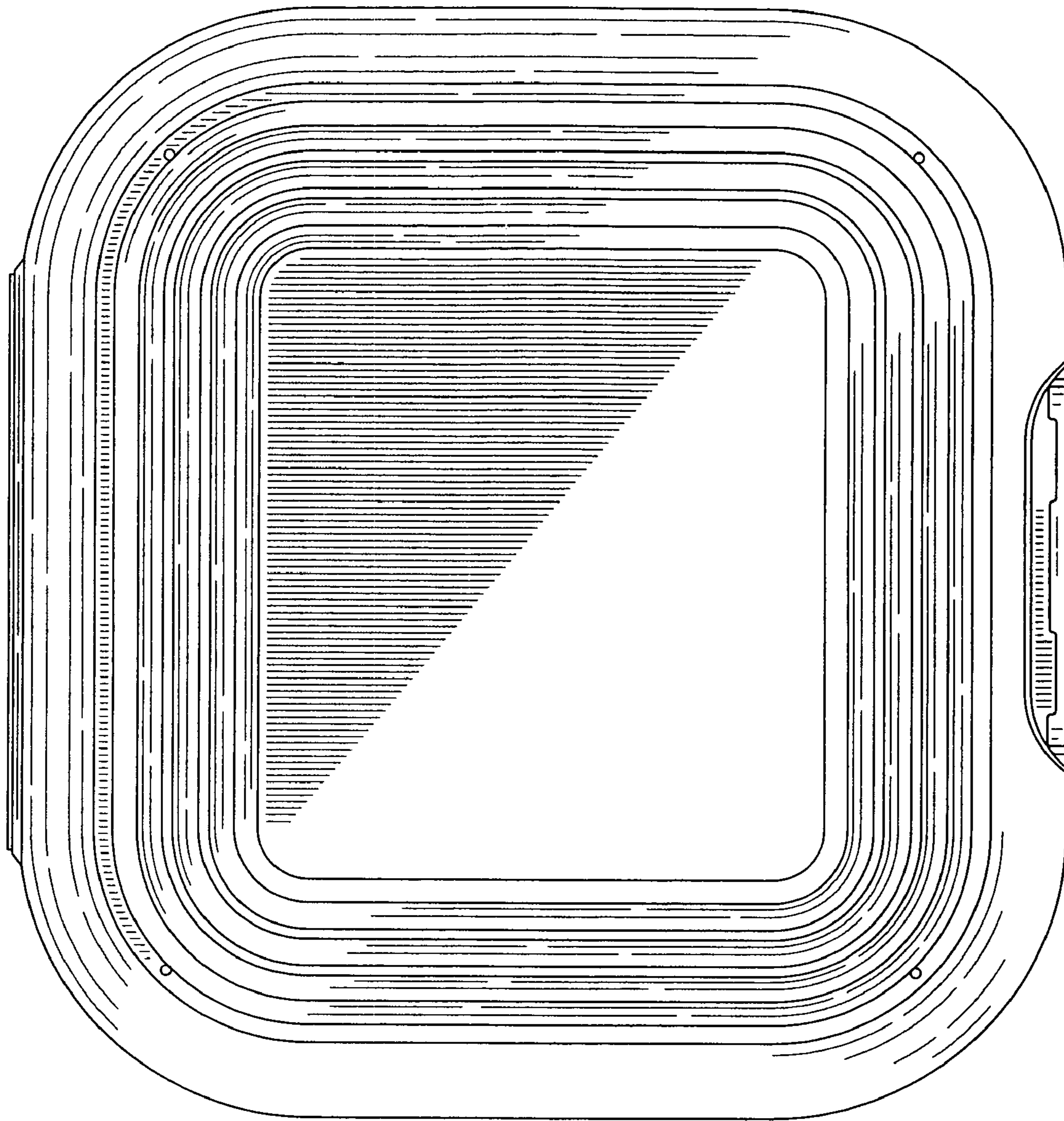


FIG. 6