



US00D556564S

(12) **United States Design Patent**  
**Lee et al.**

(10) **Patent No.: US D556,564 S**

(45) **Date of Patent: \*\* Dec. 4, 2007**

(54) **BUBBLE DISPLAY PACKAGE**

D466,405 S \* 12/2002 Lee ..... D9/415  
D471,442 S \* 3/2003 Lee ..... D9/415

(75) Inventors: **Noel Lee**, Las Vegas, NV (US);  
**Kendrew Lee**, Fremont, CA (US)

\* cited by examiner

(73) Assignee: **Monster Cable Products, Inc.**,  
Brisbane, CA (US)

*Primary Examiner*—Prabhakar Deshmukh

*Assistant Examiner*—Derrick Holland

(\*\*) Term: **14 Years**

(74) *Attorney, Agent, or Firm*—LaRiviere, Grubman &  
Payne, LLP

(21) Appl. No.: **29/251,183**

(57) **CLAIM**

(22) Filed: **Jan. 3, 2006**

The ornamental design for bubble display package, as  
shown and described.

(51) **LOC (8) Cl.** ..... **09-03**

(52) **U.S. Cl.** ..... **D9/415; D9/424**

(58) **Field of Classification Search** ..... D9/415,  
D9/414, 418, 424, 425, 432; D3/218, 288;  
D6/407; 206/461–471, 389, 769, 806  
See application file for complete search history.

**DESCRIPTION**

FIG. 1 is a perspective view of a bubble display package  
showing our new design;

FIG. 2 is a front view thereof;

FIG. 3 is a top plan view thereof;

FIG. 4 is a rear view thereof;

FIG. 5 is a bottom plan view thereof;

FIG. 6 is a side view thereof; and,


FIG. 7 is an opposing side view thereof.

(56) **References Cited**

U.S. PATENT DOCUMENTS

4,613,038 A \* 9/1986 Kirk ..... 206/216  
5,129,516 A \* 7/1992 Theros ..... 206/463  
D333,613 S \* 3/1993 Theros ..... D9/415  
D405,688 S \* 2/1999 Lee et al. .... D9/415  
D459,219 S \* 6/2002 Lee ..... D9/415

**1 Claim, 3 Drawing Sheets**



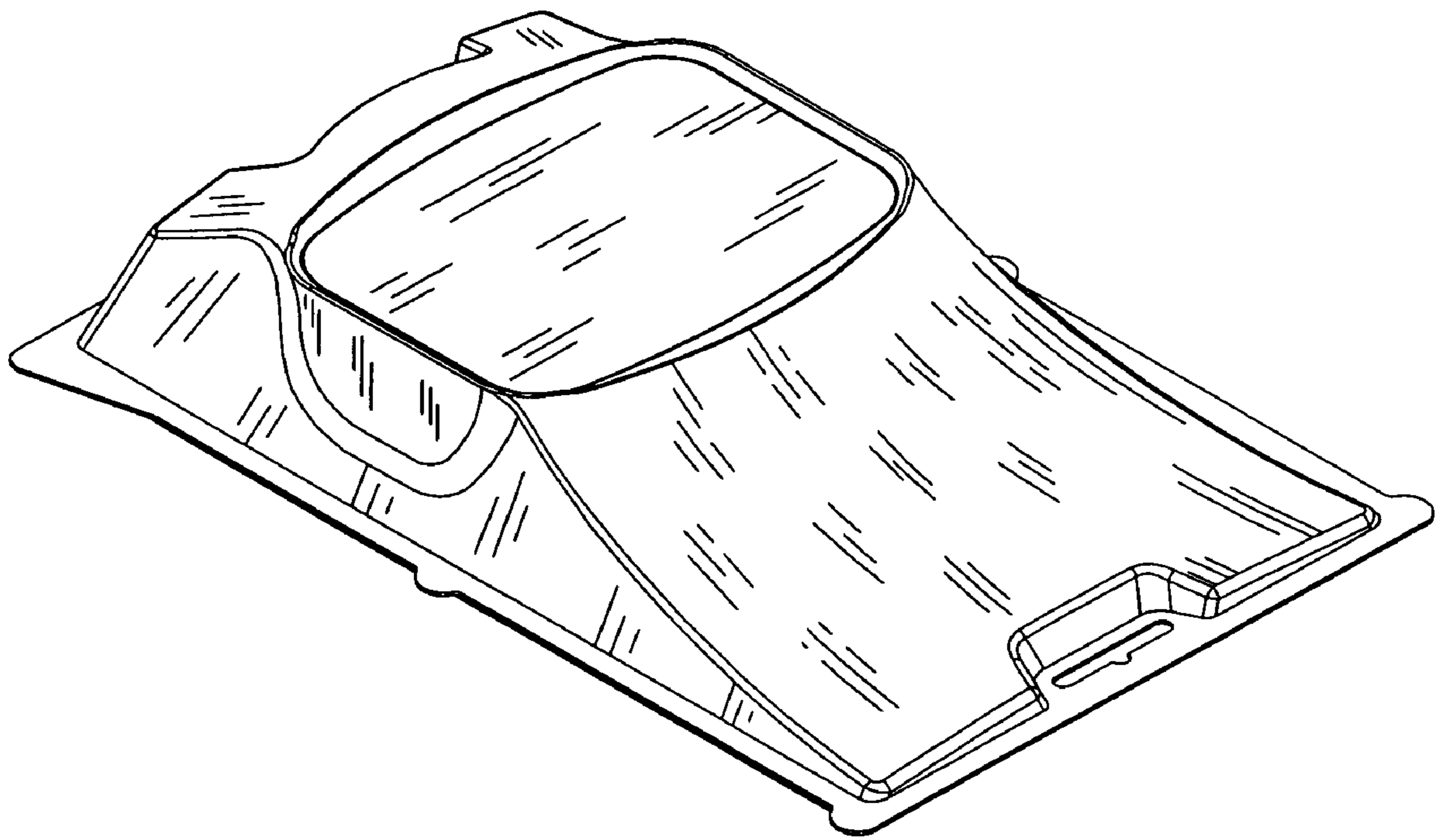


Figure 1

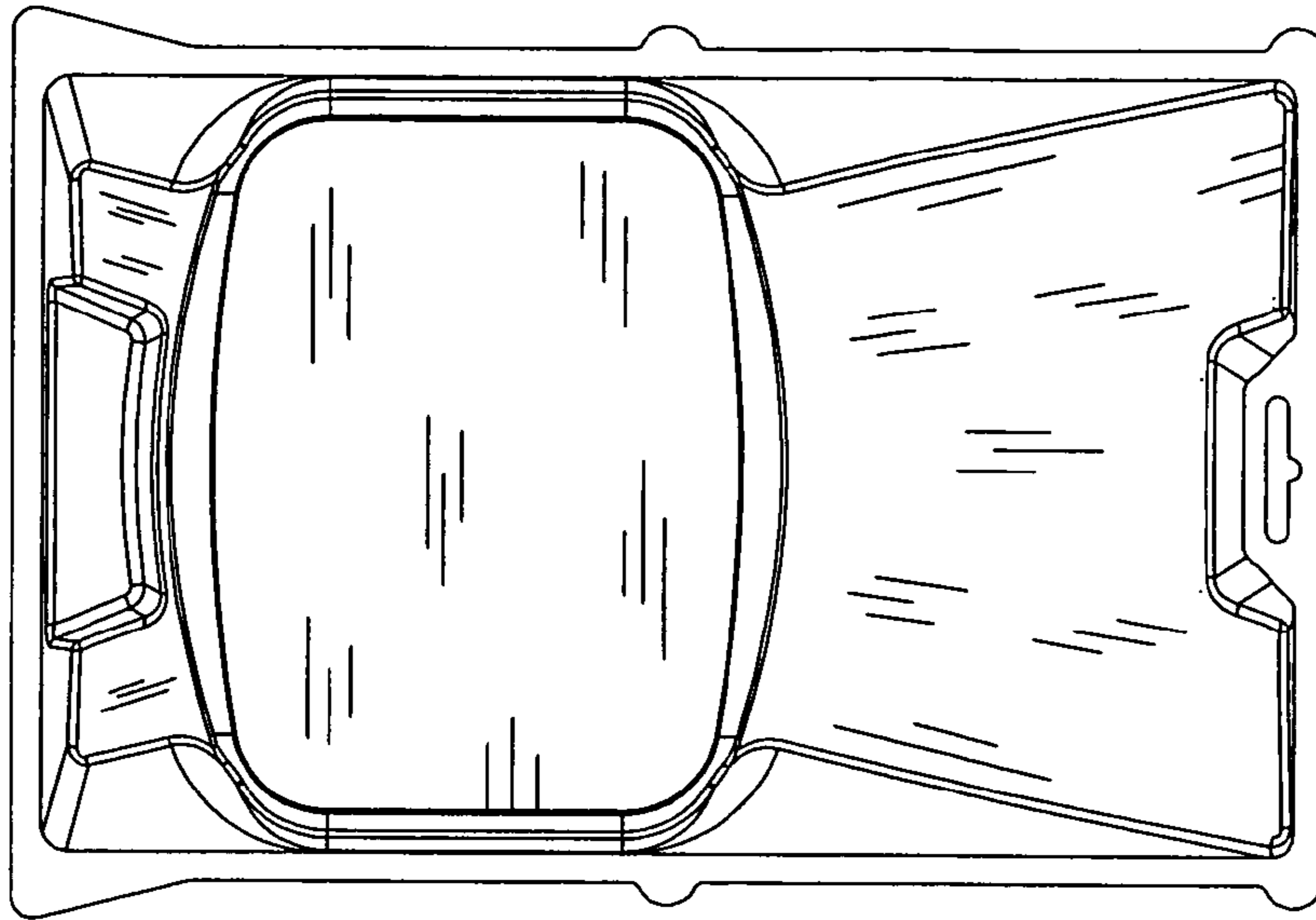


Figure 2

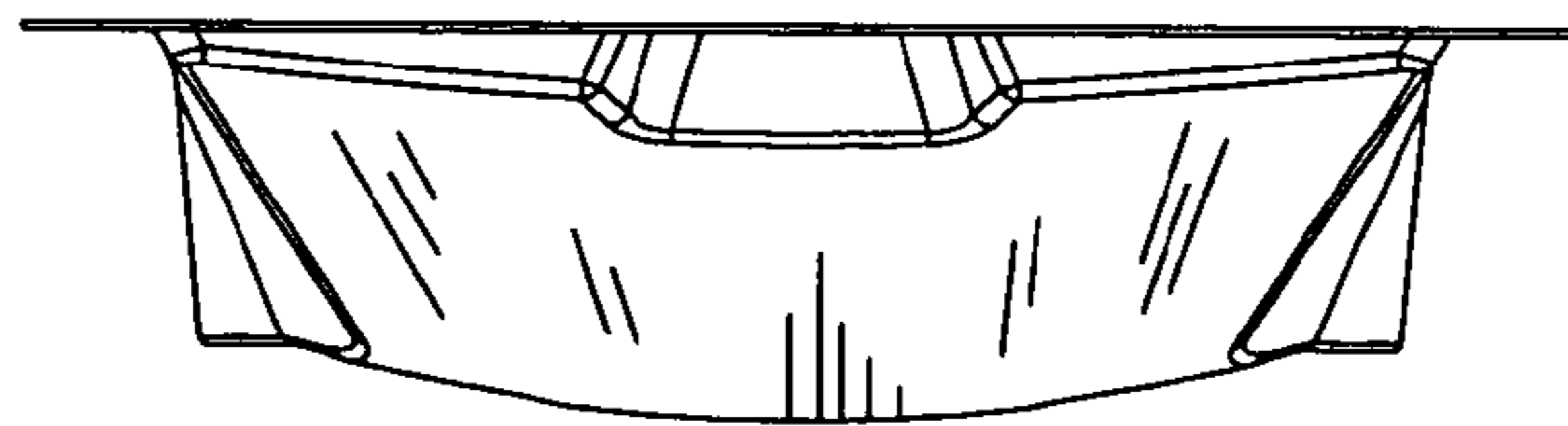


Figure 3




Figure 4

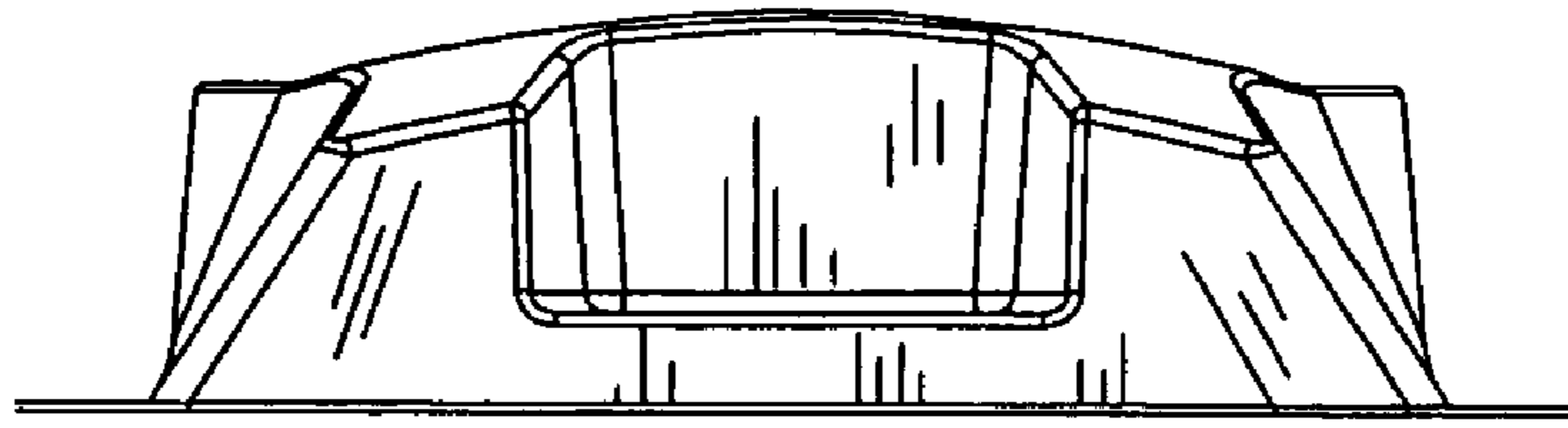


Figure 5

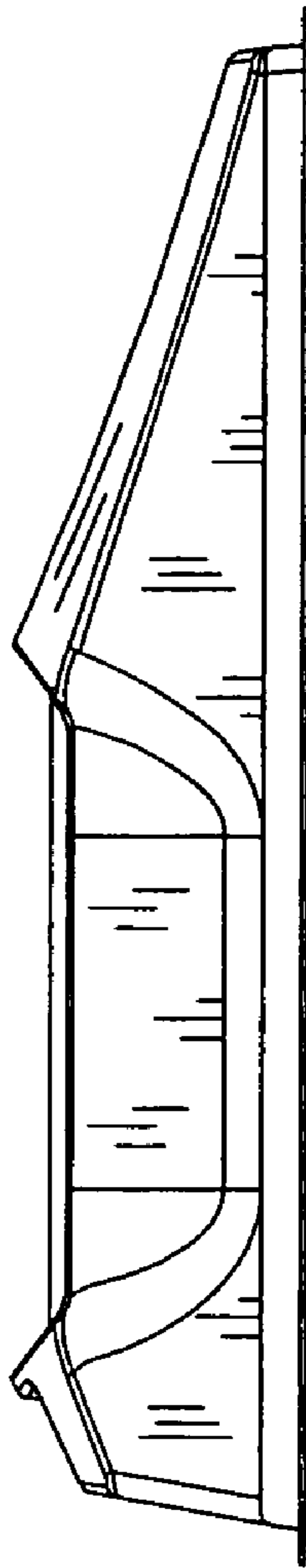


Figure 6

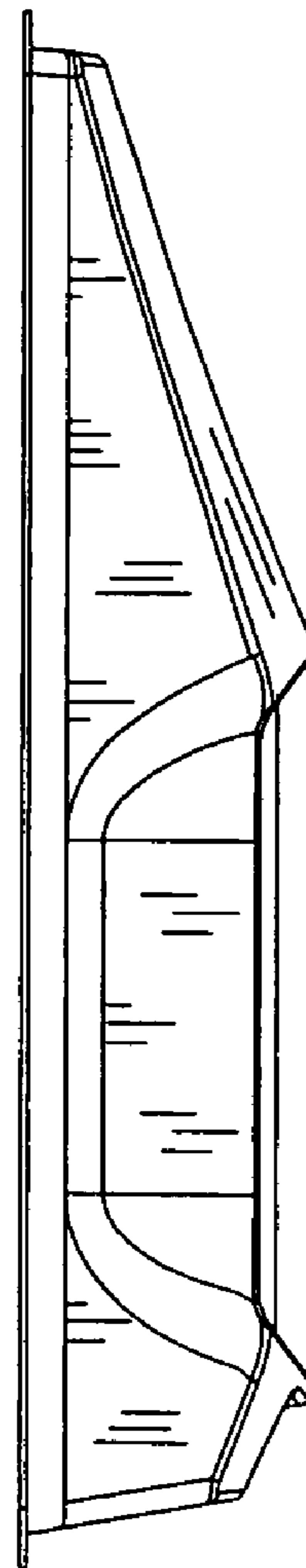


Figure 7