



US00D556563S

(12) **United States Design Patent**
Ravinsky

(10) **Patent No.:** **US D556,563 S**

(45) **Date of Patent:** **** Dec. 4, 2007**

(54) **DOOR STOP**

(75) Inventor: **Lucy Ravinsky**, 6595 Mackle Road,
#911, Cote St Luc, Quebec (CA) H4W
2Y1

(73) Assignee: **Lucy Ravinsky**, Cote St. Luc, Que.
(CA)

(**) Term: **14 Years**

(21) Appl. No.: **29/270,351**

(22) Filed: **Dec. 21, 2006**

Related U.S. Application Data

(63) Continuation-in-part of application No. 29/205,222,
filed on Jul. 12, 2004.

(30) **Foreign Application Priority Data**

Nov. 14, 2003 (CA) 104859

(51) **LOC (8) Cl.** **08-09**

(52) **U.S. Cl.** **D8/402**

(58) **Field of Classification Search** D8/400-402;
D21/576, 587, 600; 16/82, 86 R, 86 A; 248/345.1,
248/694, 910

See application file for complete search history.

(56) **References Cited**

U.S. PATENT DOCUMENTS

D340,406 S * 10/1993 Foti D8/402

D422,207 S * 4/2000 Mendis D8/402

D434,799 S * 12/2000 Wood D21/600

D499,958 S * 12/2004 Crane D8/402

D511,799 S * 11/2005 Weiser et al. D21/600

D535,553 S * 1/2007 Russell D8/402

D540,159 S * 4/2007 Sompolinsky D8/402

* cited by examiner

Primary Examiner—Brian N Vinson

(57) **CLAIM**

The ornamental design for a door stop, as shown and
described.

DESCRIPTION

FIG. 1 is a front perspective view of a door stop showing my
new design;

FIG. 2 is a left side perspective view thereof;

FIG. 3 is a right side perspective view thereof;

FIG. 4 is an additional right side perspective view thereof;
and,

FIG. 5 is a rear perspective view thereof.

1 Claim, 5 Drawing Sheets




FIG. 1.




Fig. 2

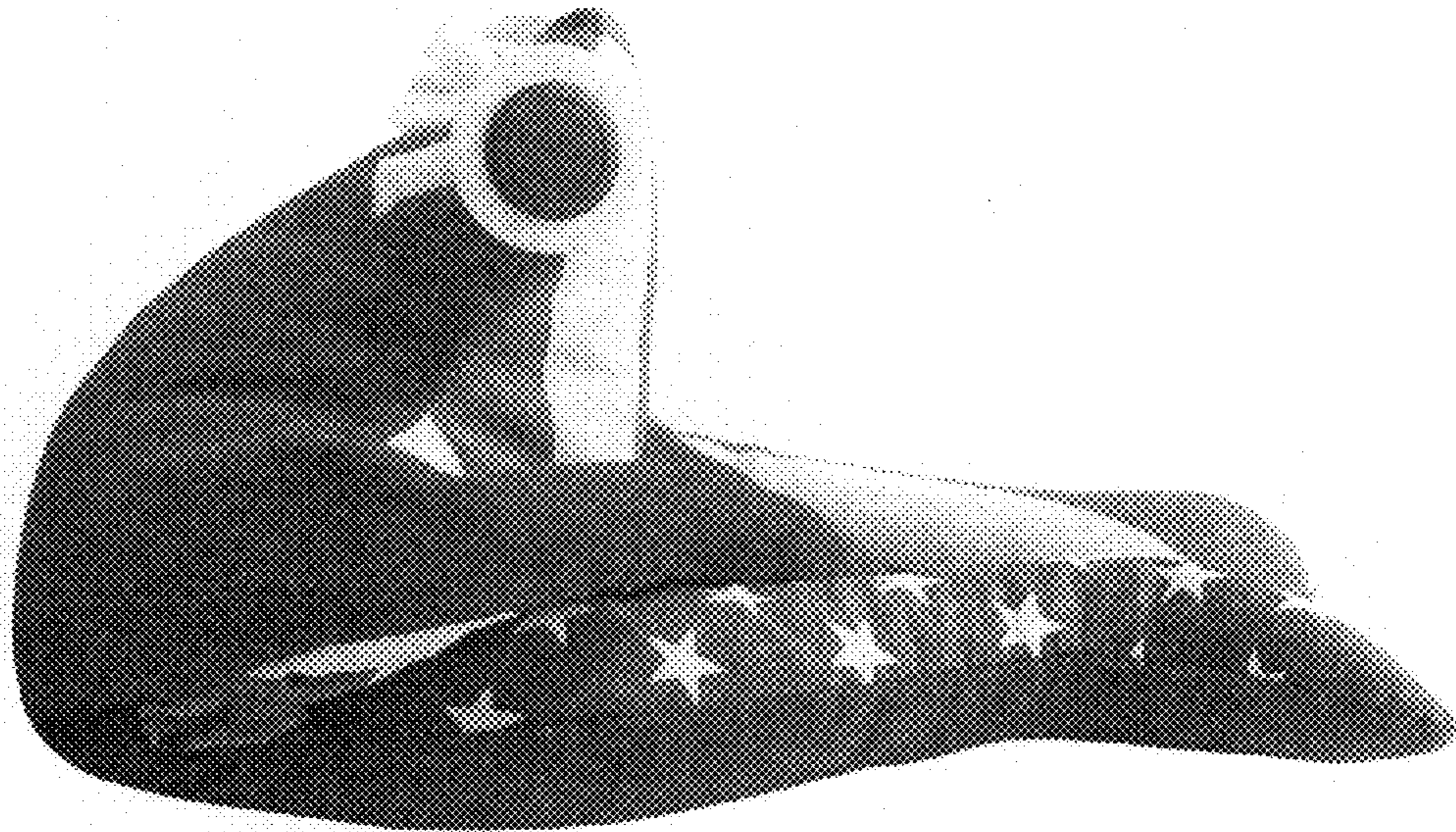


Fig. 3




FIG 4



FIG. 5

