



US00D556543S

(12) **United States Design Patent**  
**Smaldone**

(10) **Patent No.:** **US D556,543 S**

(45) **Date of Patent:** **\*\* Dec. 4, 2007**

(54) **KEY**

6,526,791 B2 \* 3/2003 Shvarts ..... 70/419  
D502,088 S \* 2/2005 Asmerian ..... D8/347

(75) Inventor: **Alfonso Smaldone**, Brooklyn, NY (US)

\* cited by examiner

(73) Assignee: **Safe Skies LLC**, New York, NY (US)

*Primary Examiner*—Mitchell Siegel

(\*\*) Term: **14 Years**

(74) *Attorney, Agent, or Firm*—Steven Horowitz

(21) Appl. No.: **29/265,426**

(57) **CLAIM**

(22) Filed: **Aug. 30, 2006**

The ornamental design for a key, as shown and described.

(51) **LOC (8) Cl.** ..... **08-07**

**DESCRIPTION**

(52) **U.S. Cl.** ..... **D8/347**

(58) **Field of Classification Search** ..... D8/330–348;  
70/14, 51, 285, 336, 340, 344–348, 357.361,  
70/270, 271, 369, 382, 389, 393, 408–414,  
70/419, 423, 429, 465; 40/330; 117/102  
See application file for complete search history.

FIG. 1 is a front elevational view of the key of the present invention showing my new design and showing the handle in phantom;

FIG. 2 is a rear elevational view thereof;

FIG. 3 is a right side view thereof;

FIG. 4 is a left side view thereof;

FIG. 5 is a bottom view thereof;

FIG. 6 is a top view thereof;

FIG. 7 is a perspective view thereof; and,

FIG. 8 is a cross-sectional view thereof taken along line 8—8 of FIG. 7.

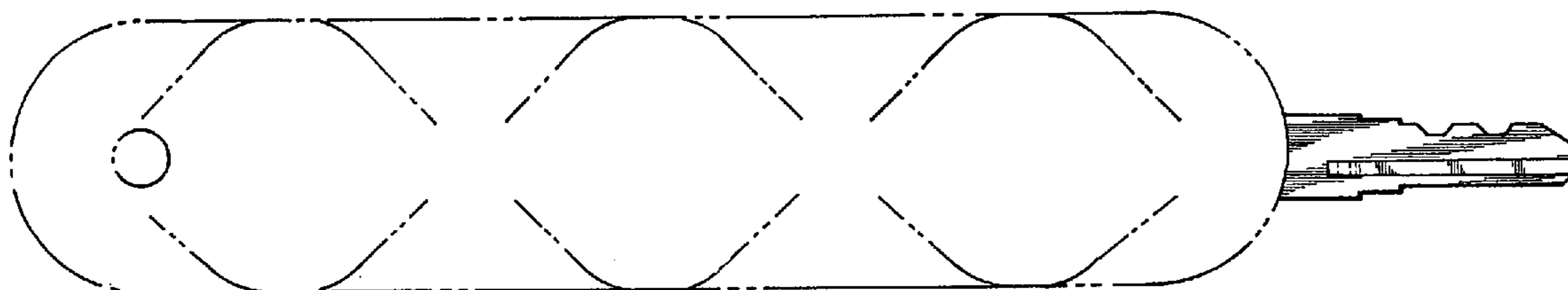
The broken line showing is included for the purpose of illustrating and forms no part of the claimed design.

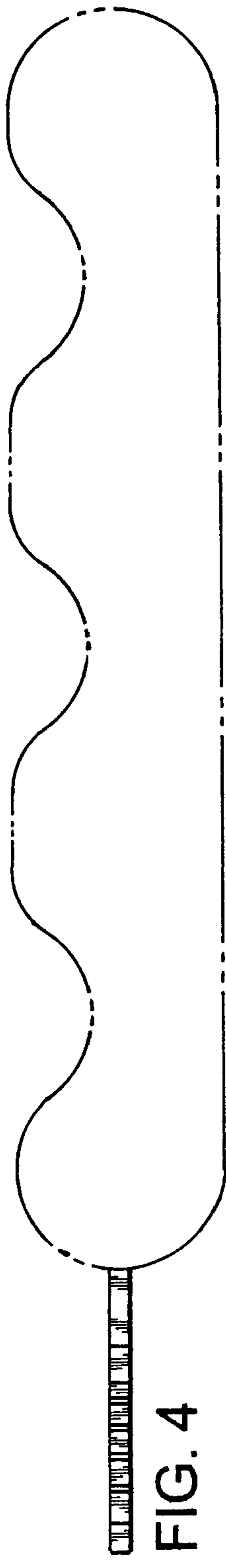
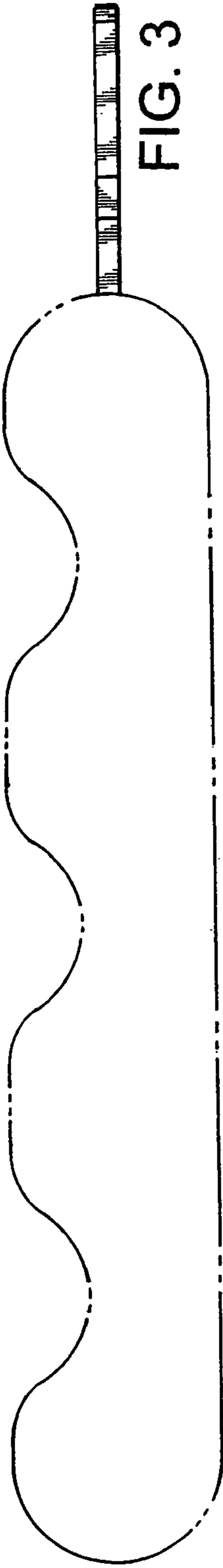

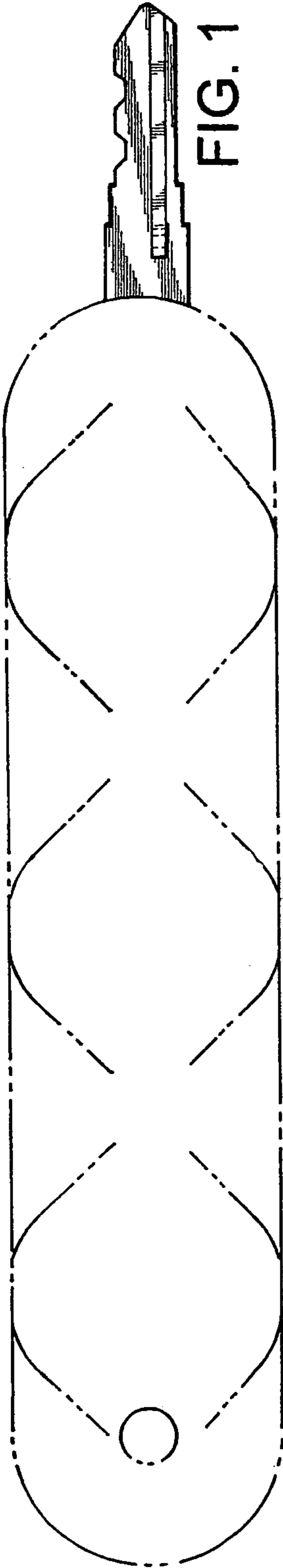
(56) **References Cited**

U.S. PATENT DOCUMENTS

1,915,563	A *	6/1933	Bratton	.....	40/330
3,533,862	A *	10/1970	Gleim et al.	.....	117/102
3,670,538	A *	6/1972	Curry	.....	70/271
4,922,736	A *	5/1990	Tanaka et al.	.....	70/277
D335,253	S	5/1993	Eizen		
D353,320	S	12/1994	Eizen		
D353,534	S	12/1994	Eizen		
D353,760	S	12/1994	Eizen		
5,768,925	A *	6/1998	Ozawa et al.	.....	70/408

**1 Claim, 2 Drawing Sheets**





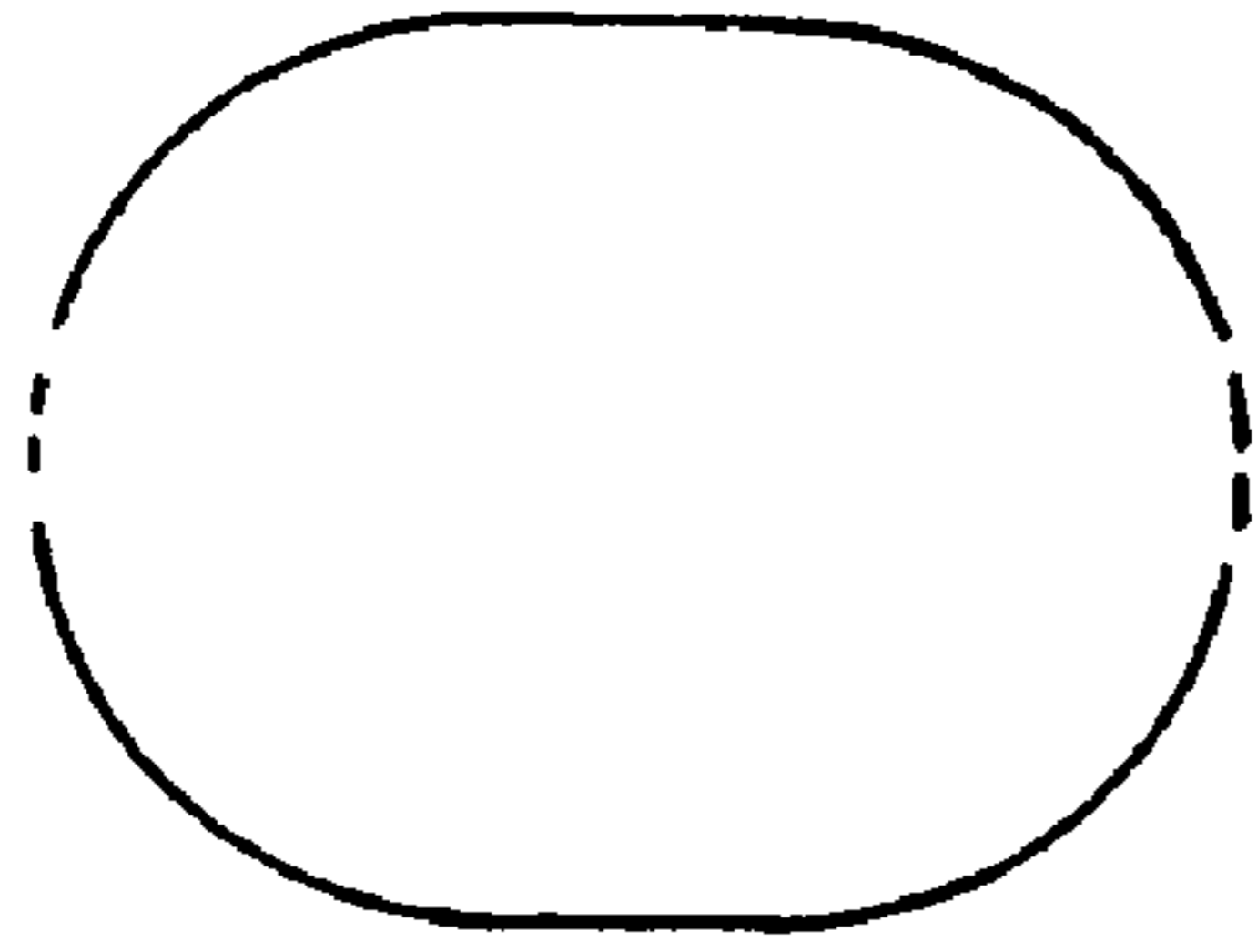


FIG. 6

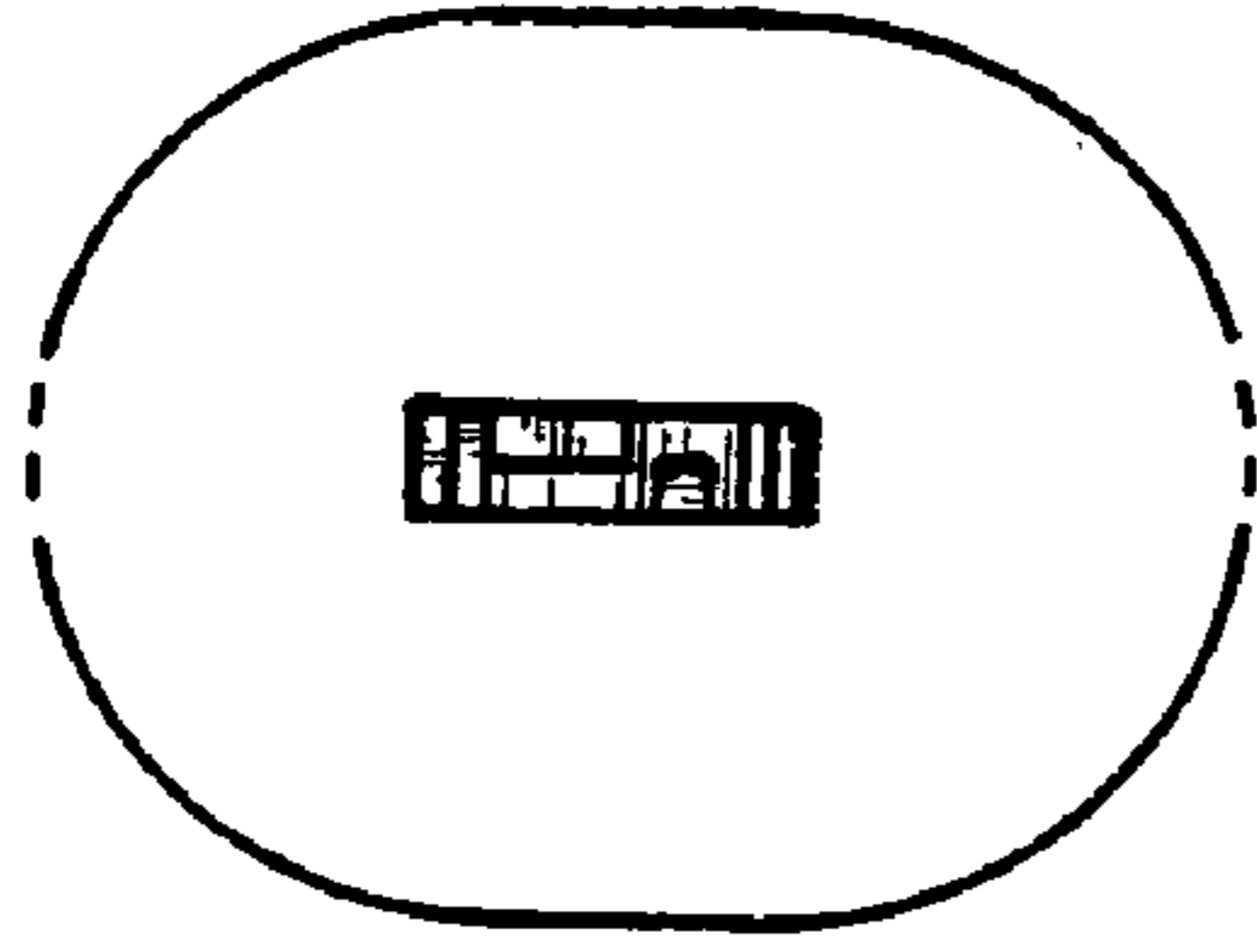


FIG. 5

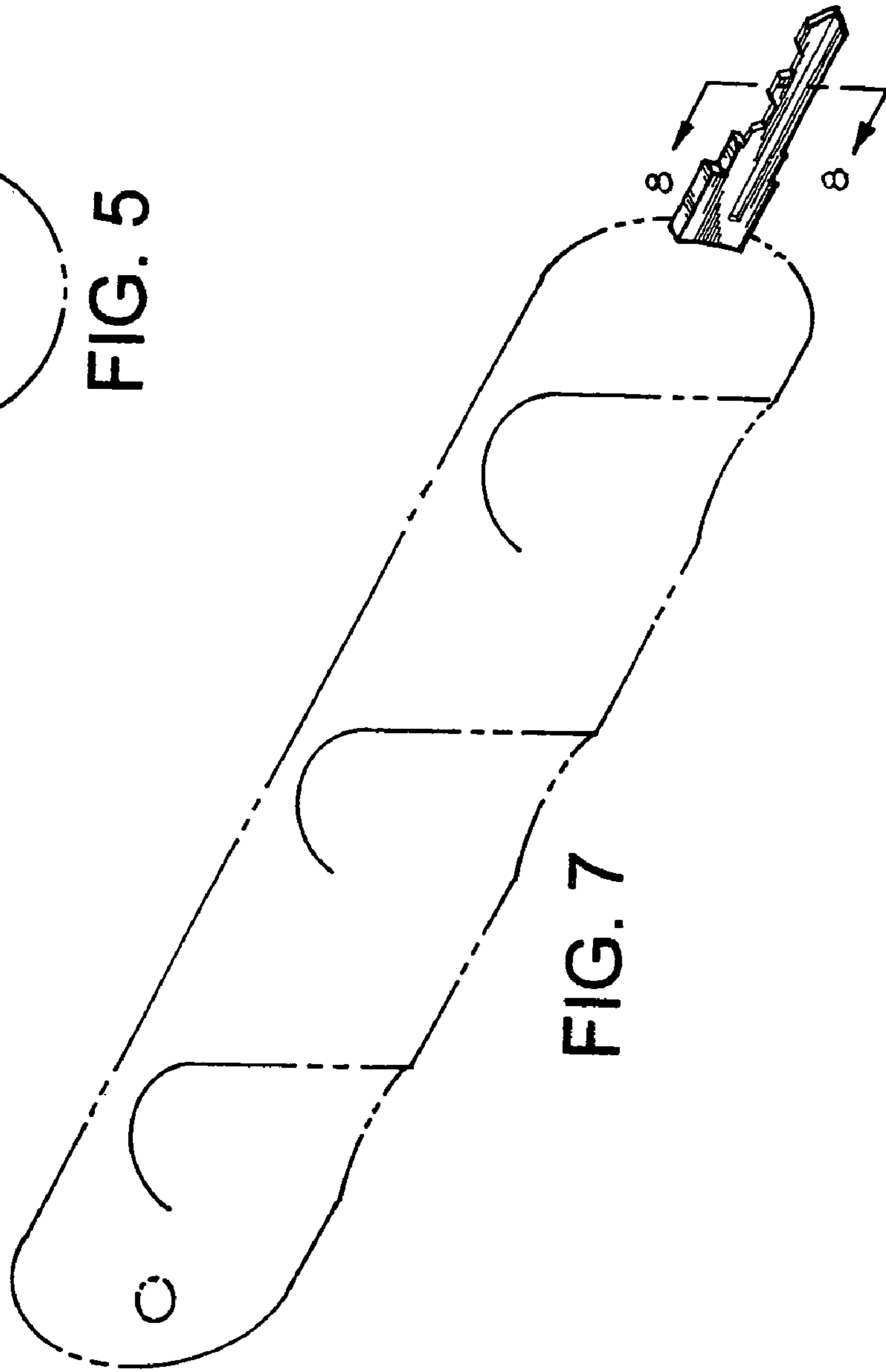


FIG. 7



FIG. 8