



US00D556533S

(12) **United States Design Patent**  
**Gobbi**

(10) **Patent No.:** **US D556,533 S**

(45) **Date of Patent:** **\*\* Dec. 4, 2007**

(54) **HANDLE FOR A MOUNTAIN SPORT POLE**

2005/0108881 A1\* 5/2005 Petzl ..... 30/308.1

(75) Inventor: **Gioachino Gobbi**, Courmayeur (IT)

(73) Assignee: **Grivel S.R.L.**, Regione les Forges (IT)

(\*\*) Term: **14 Years**

(21) Appl. No.: **29/239,962**

(22) Filed: **Oct. 5, 2005**

(30) **Foreign Application Priority Data**

Apr. 7, 2005 (EM) ..... 000320338

(51) **LOC (8) Cl.** ..... **08-02**

(52) **U.S. Cl.** ..... **D8/80; D8/107**

(58) **Field of Classification Search** ..... D8/75,  
D8/76, 77, 78, 79, 80, 81, 105, 107; 30/308.1;  
7/143, 144, 145

See application file for complete search history.

(56) **References Cited**

**U.S. PATENT DOCUMENTS**

4,308,628	A *	1/1982	Kunberger et al.	7/145
D266,903	S *	11/1982	Tarran	D8/76
5,937,466	A *	8/1999	Brainerd et al.	7/145
D448,639	S *	10/2001	Petzl	D8/76
D448,640	S *	10/2001	Petzl	D8/76
6,357,067	B1 *	3/2002	Jones	7/116
6,378,153	B1 *	4/2002	Morgan	7/116
6,944,955	B2 *	9/2005	Skrivan et al.	30/308.1
7,143,459	B2 *	12/2006	Petzl	7/145

**OTHER PUBLICATIONS**

2 pages of Mountaineering tools found on google image search.\*  
Grivel North American Condor Tool, Found On Alaska Mountain-  
eering and Hiking Websight.\*

\* cited by examiner

*Primary Examiner*—Philip S. Hyder

(74) *Attorney, Agent, or Firm*—Mitchell P. Brook; Luce,  
Forward, Hamilton & Scripps LLP

(57) **CLAIM**

The ornamental design for handle for a mountain sport pole,  
as shown and described.

**DESCRIPTION**

FIG. 1 is a front elevational view of a handle for a mountain  
sport pole showing my new design;

FIG. 2 is a rear elevational view thereof;

FIG. 3 is a left side elevational view thereof;

FIG. 4 is a right side elevational view thereof;

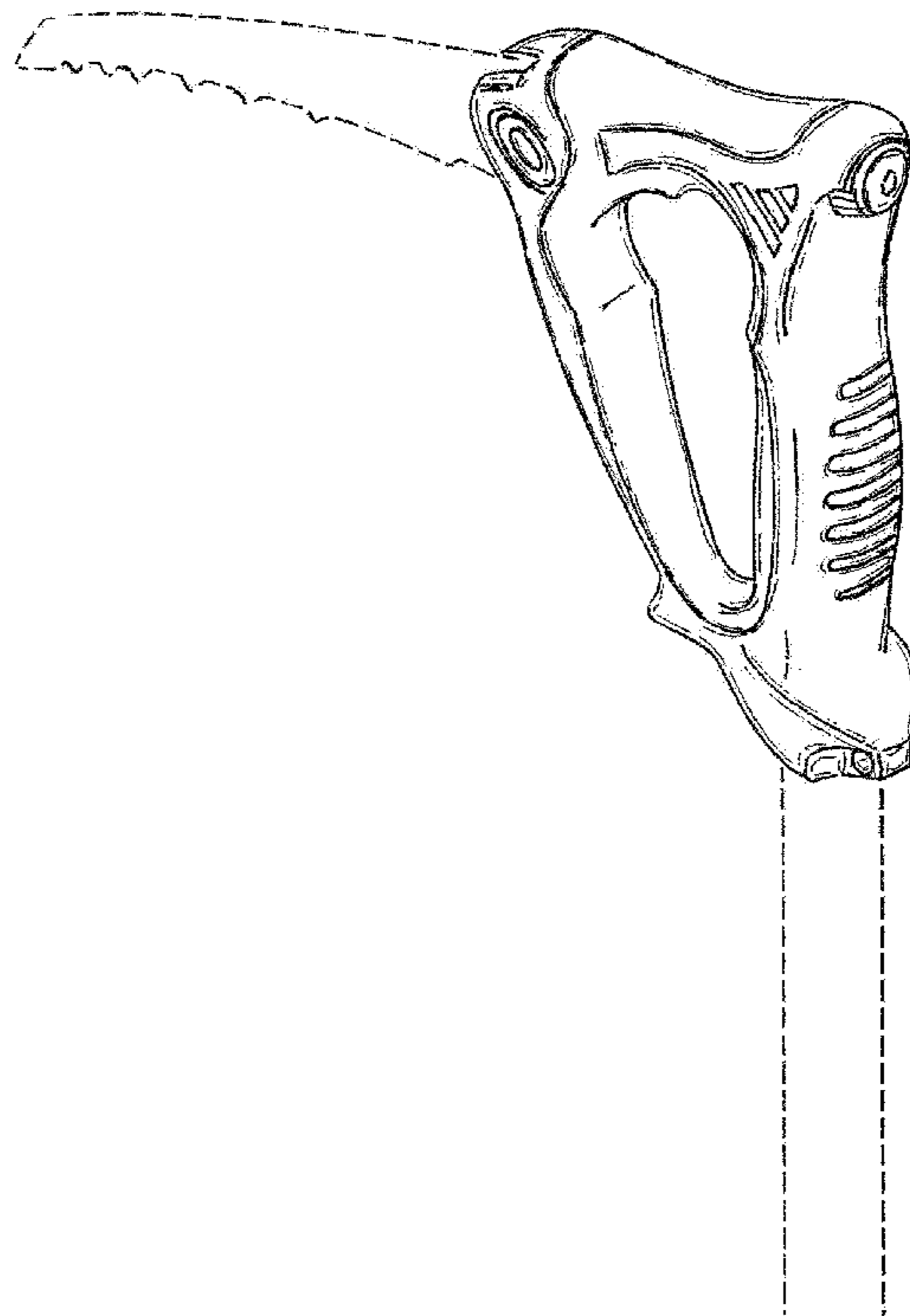
FIG. 5 is top plan view thereof;

FIG. 6 is a bottom plan view thereof; and,

FIG. 7 is a rear-left side perspective view thereof.

The broken line showings of pole and blade are included for  
the purpose of illustrating environmental structure and form  
no part of the claimed design.

**1 Claim, 3 Drawing Sheets**






FIG. 1

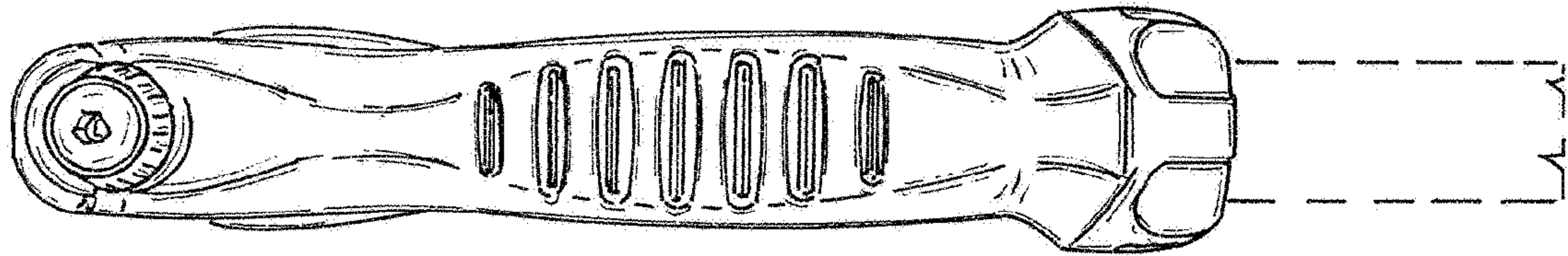


FIG. 2

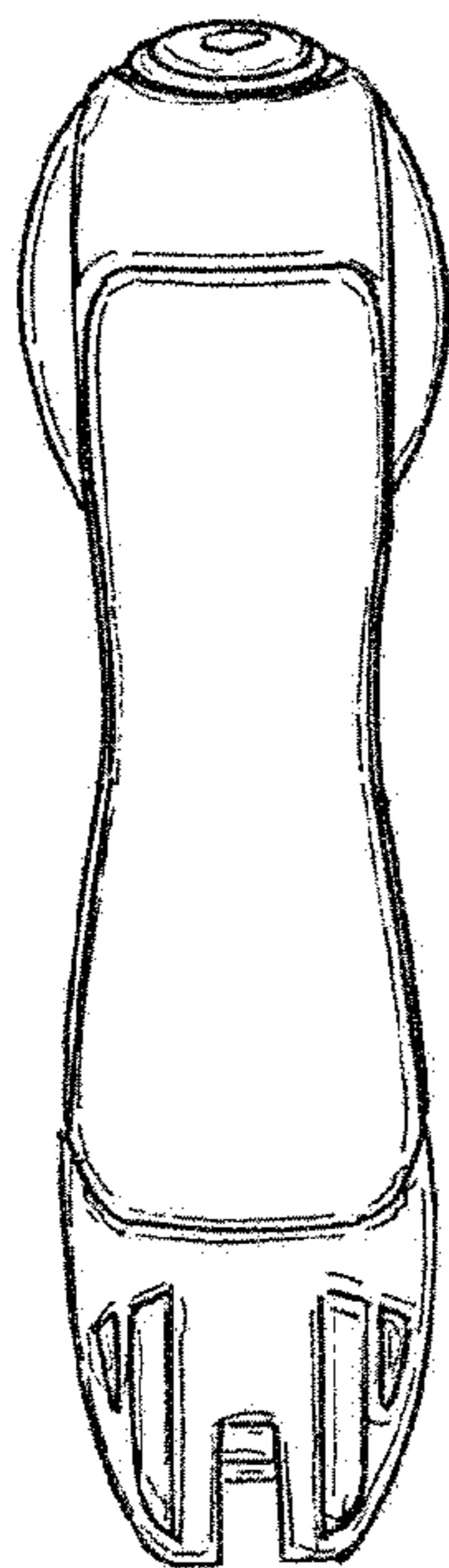


FIG. 5

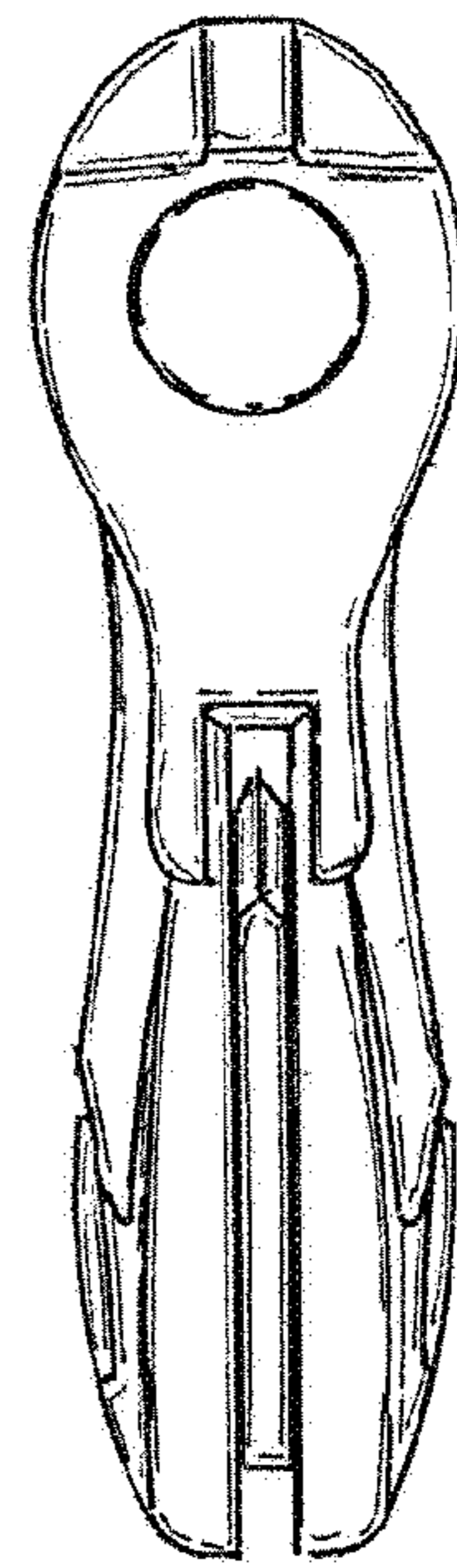


FIG. 6

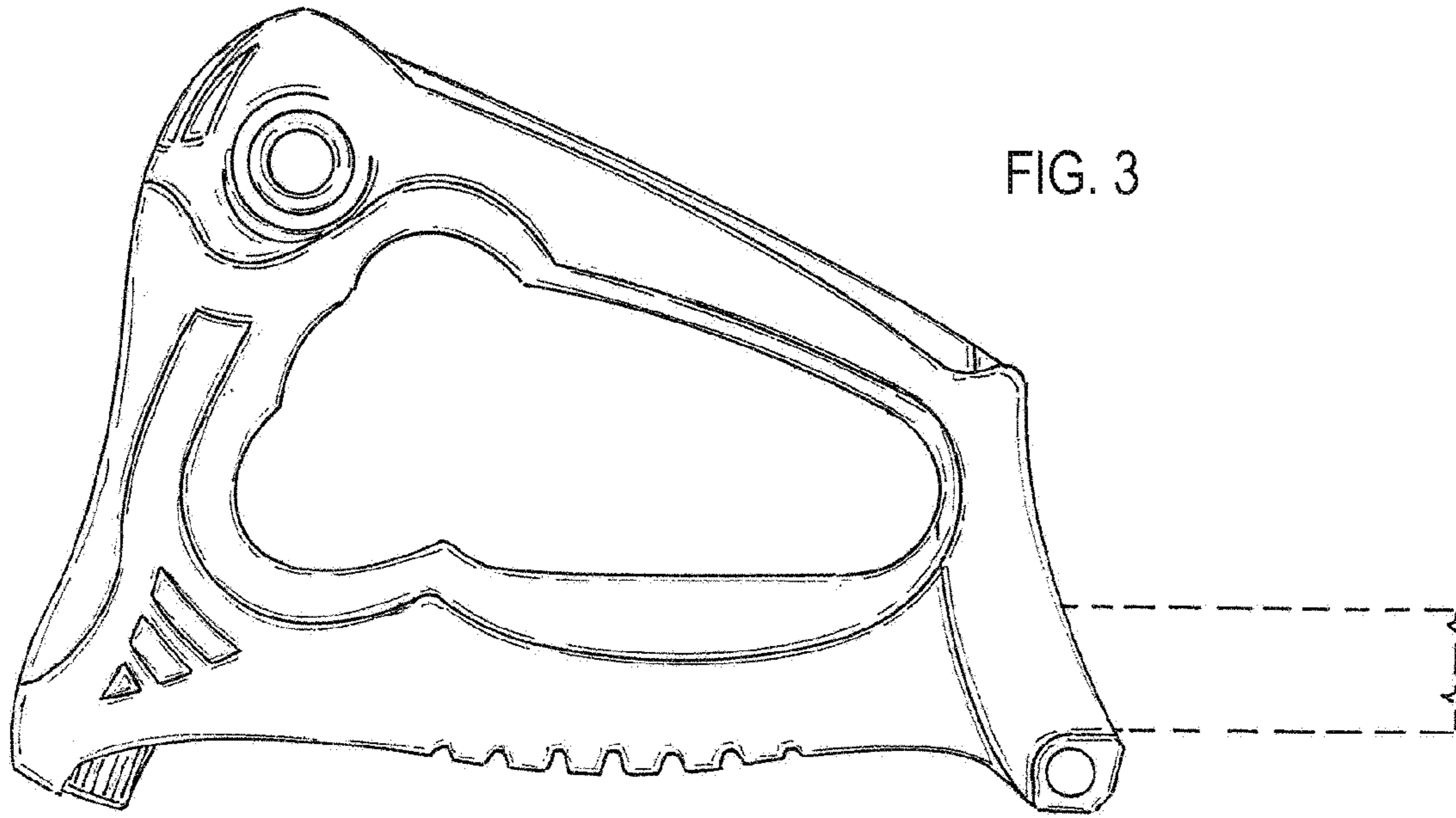


FIG. 3

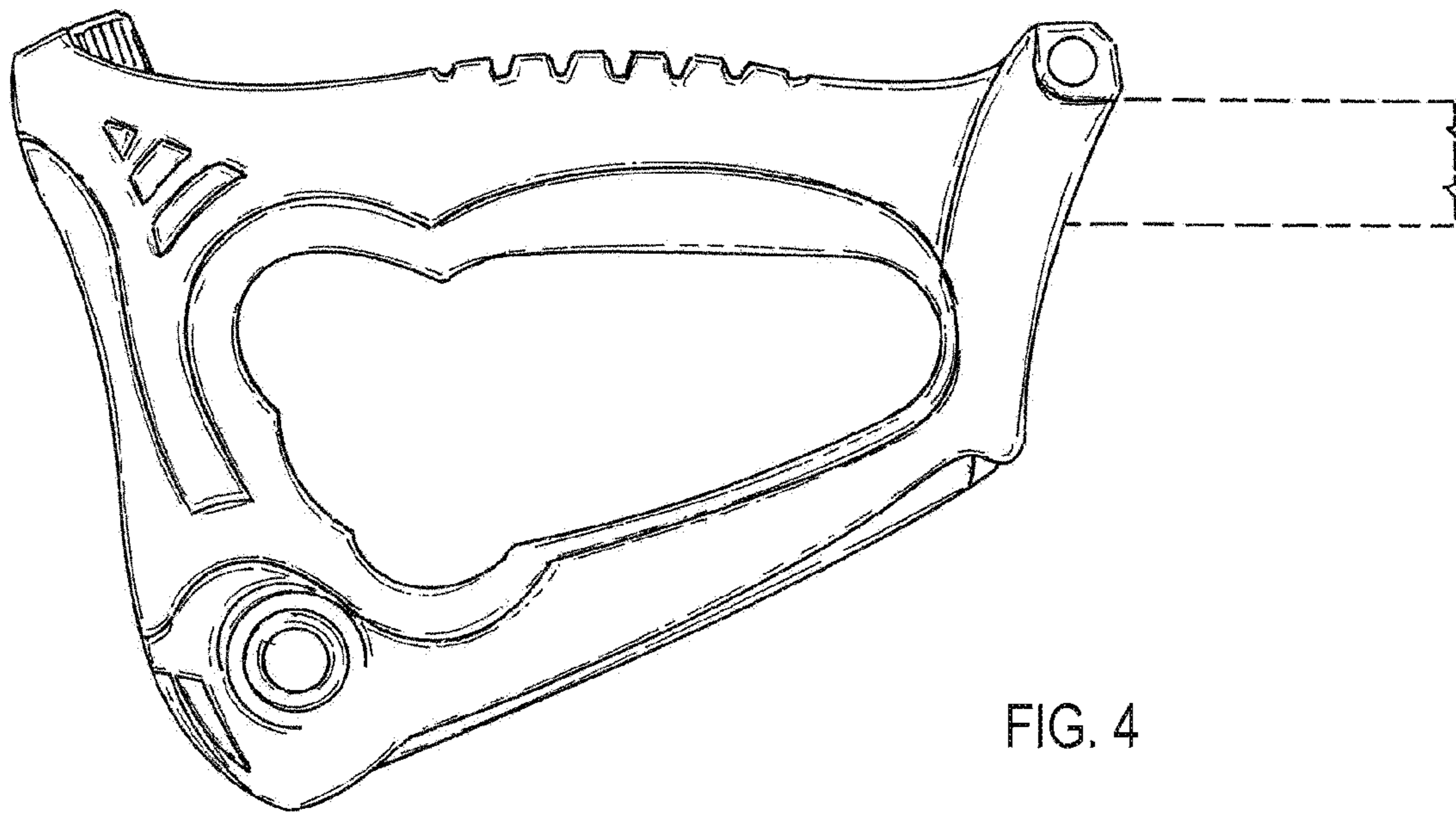


FIG. 4

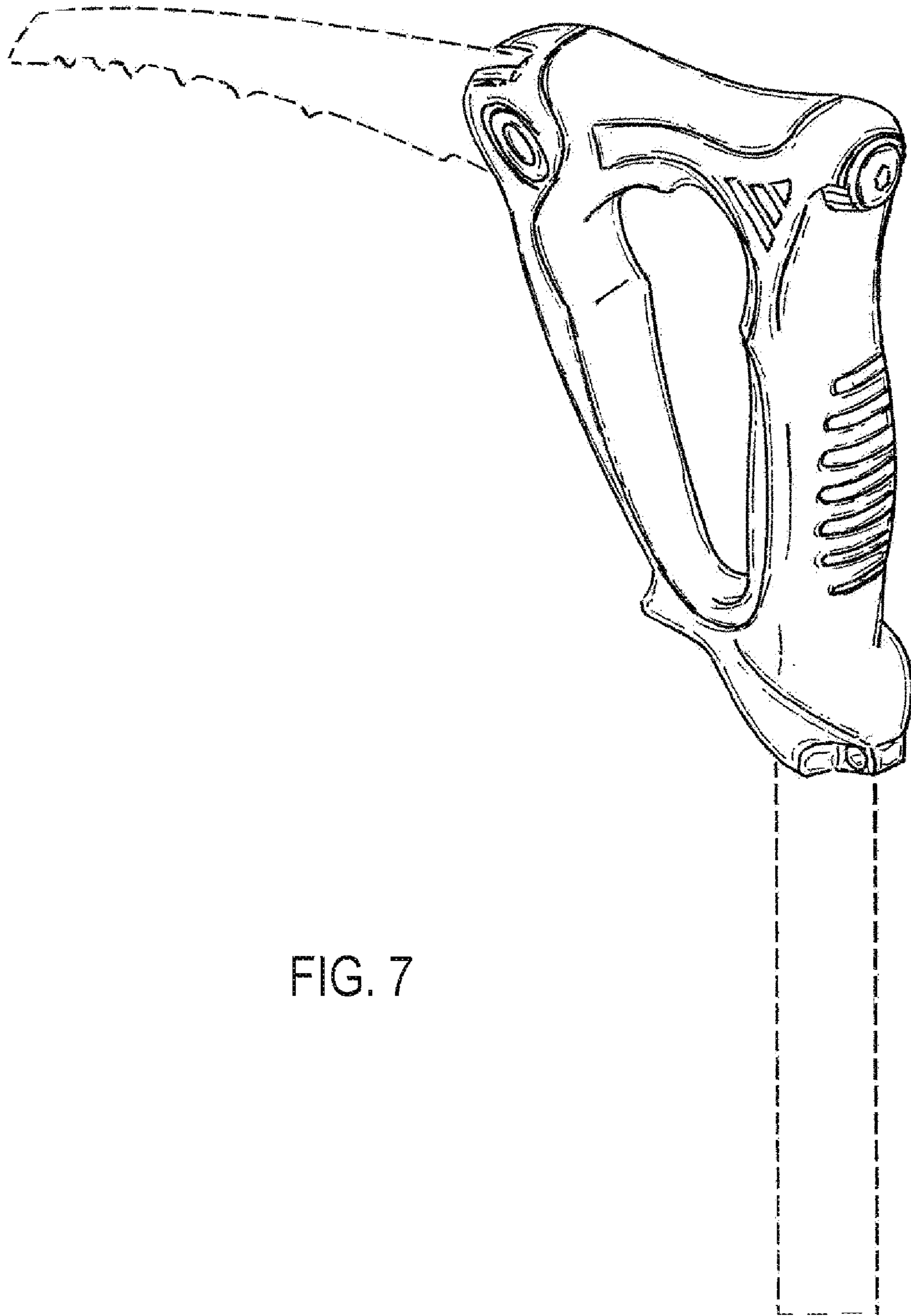


FIG. 7