



US00D556525S

(12) **United States Design Patent** (10) **Patent No.:** **US D556,525 S**  
**Ryshavy et al.** (45) **Date of Patent:** **\*\* Dec. 4, 2007**

(54) **TORSION BAR ADJUSTMENT KEY**  
(75) Inventors: **John William Ryshavy**, Wayzata, MN (US); **James Richard Ryshavy**, Eden Prairie, MN (US)  
(73) Assignee: **Stempf Automotive Industries, Inc.**, Minnetonka, MN (US)  
(\*\*) Term: **14 Years**  
(21) Appl. No.: **29/277,842**  
(22) Filed: **Mar. 12, 2007**  
(51) **LOC (8) Cl.** ..... **08-05**  
(52) **U.S. Cl.** ..... **D8/21; 280/124.13**  
(58) **Field of Classification Search** ..... D8/21-29, D8/81-87, 102-107, 98, 99, 55, 93, 94; 81/60-63.2, 81/177.1, 177.85, 177.8, 489, 125.1, 121.1, 81/119, 120, 176.1, 186, 177.9, 185.1, 176.2, 81/165, 170, 3.35, 58, 3.45, 155; 206/378; 16/429, 441, 124.6; 7/100, 138, 168, 157; 280/124.167, 124.13, 124.134, 124.137; 267/273, 277, 154, 278  
See application file for complete search history.

5,609,331 A 3/1997 Hoag et al.  
5,685,527 A 11/1997 Harbali et al.  
6,260,443 B1 \* 7/2001 Spirer ..... 81/57.39  
6,260,444 B1 \* 7/2001 Junkers ..... 81/57.39  
6,336,385 B1 \* 1/2002 Wang ..... 81/177.4  
6,357,771 B1 \* 3/2002 Clements et al. .... 280/124.13  
6,364,297 B1 \* 4/2002 Weber ..... 267/273  
6,425,594 B1 7/2002 Fader et al.  
6,454,284 B1 9/2002 Worman, Jr.  
6,554,305 B2 \* 4/2003 Fulks ..... 280/124.107  
6,637,297 B1 \* 10/2003 Mlynarczyk ..... 81/124.3  
D496,570 S \* 9/2004 Wolf ..... D8/40  
6,945,522 B2 \* 9/2005 Eshelman ..... 267/273  
D516,637 S \* 3/2006 Orr ..... D21/570  
7,052,025 B2 \* 5/2006 Dagg et al. .... 280/124.106  
2002/0190493 A1 12/2002 Schnurpel  
2004/0212168 A1 \* 10/2004 Verbowski ..... 280/124.167

\* cited by examiner

*Primary Examiner*—Raphael Barkai  
*Assistant Examiner*—Randall H Gholson  
(74) *Attorney, Agent, or Firm*—Haugen Law Firm PLLP

(57) **CLAIM**

The ornamental design for a torsion bar adjustment key, as shown and described.

(56) **References Cited**

**U.S. PATENT DOCUMENTS**

1,285,926 A \* 11/1918 Bussler ..... 294/15  
2,713,484 A 7/1955 Pierce  
D194,407 S \* 1/1963 Fish ..... D8/27  
D212,308 S \* 9/1968 Selander ..... D8/27  
3,432,158 A 3/1969 Goodwin  
4,243,247 A 1/1981 Kataoka  
D261,608 S \* 11/1981 Gunnell, III ..... D8/27  
4,438,978 A \* 3/1984 Arild ..... 297/303.3  
4,863,148 A 9/1989 Hufnagel  
5,186,216 A 2/1993 Bollier

**DESCRIPTION**

FIG. 1 is a perspective view of the design;  
FIG. 2 is a side elevation view of the design;  
FIG. 3 is a front end view of the design;  
FIG. 4 is a rear end view of the design;  
FIG. 5 is a top plan view of the design; and,  
FIG. 6 is a bottom plan view of the design.

**1 Claim, 2 Drawing Sheets**

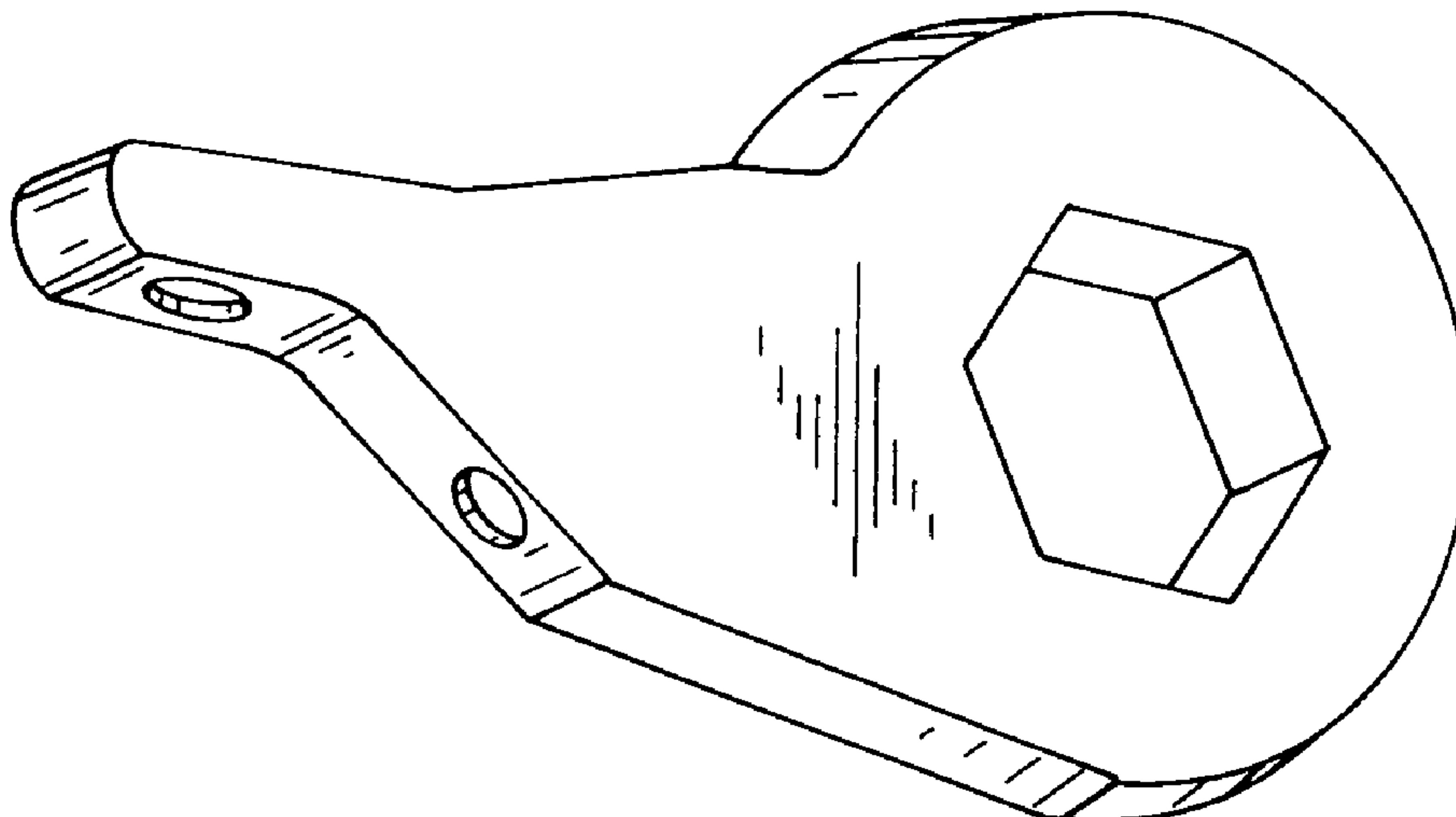


Fig.-1

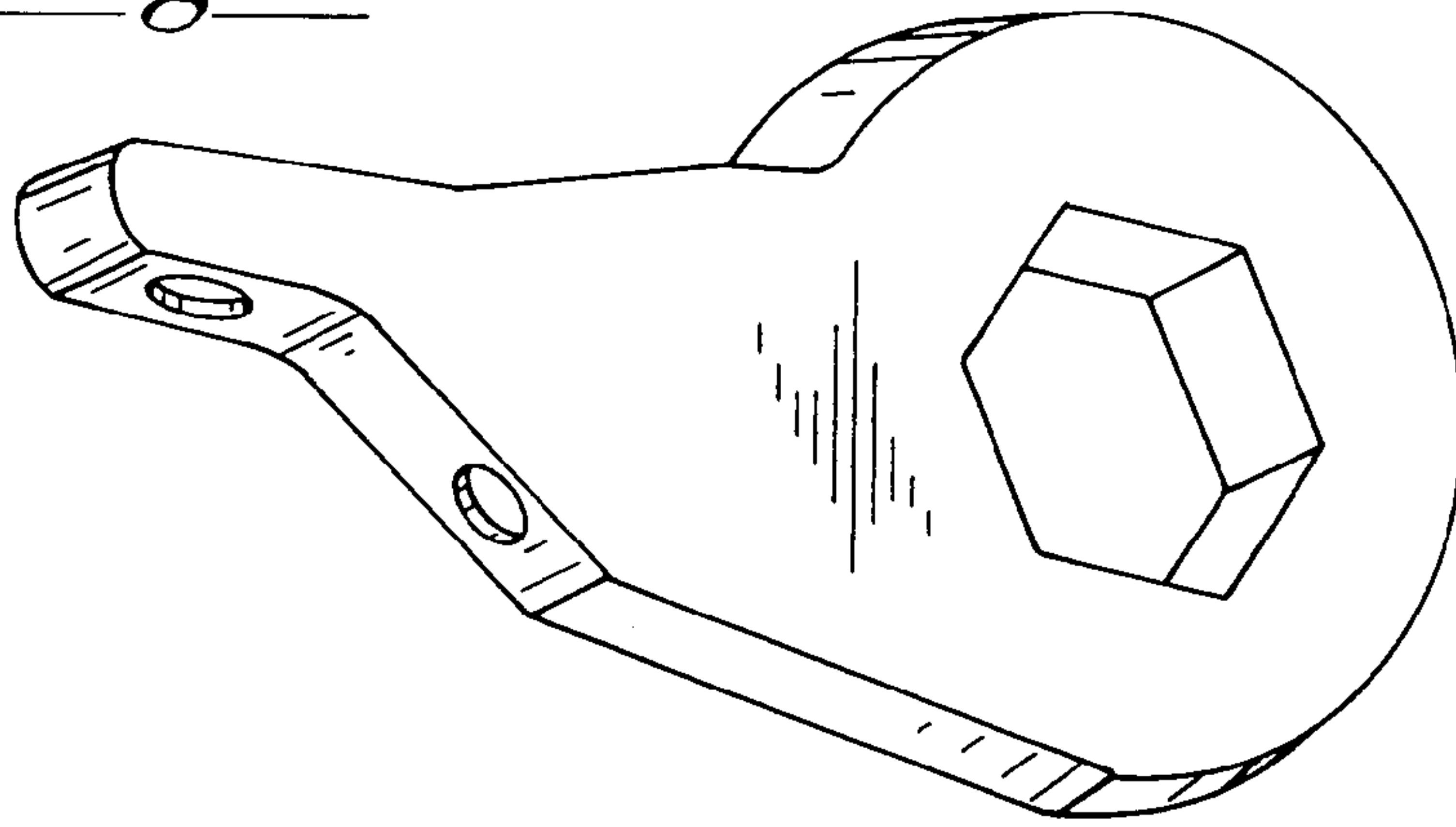


Fig.-2

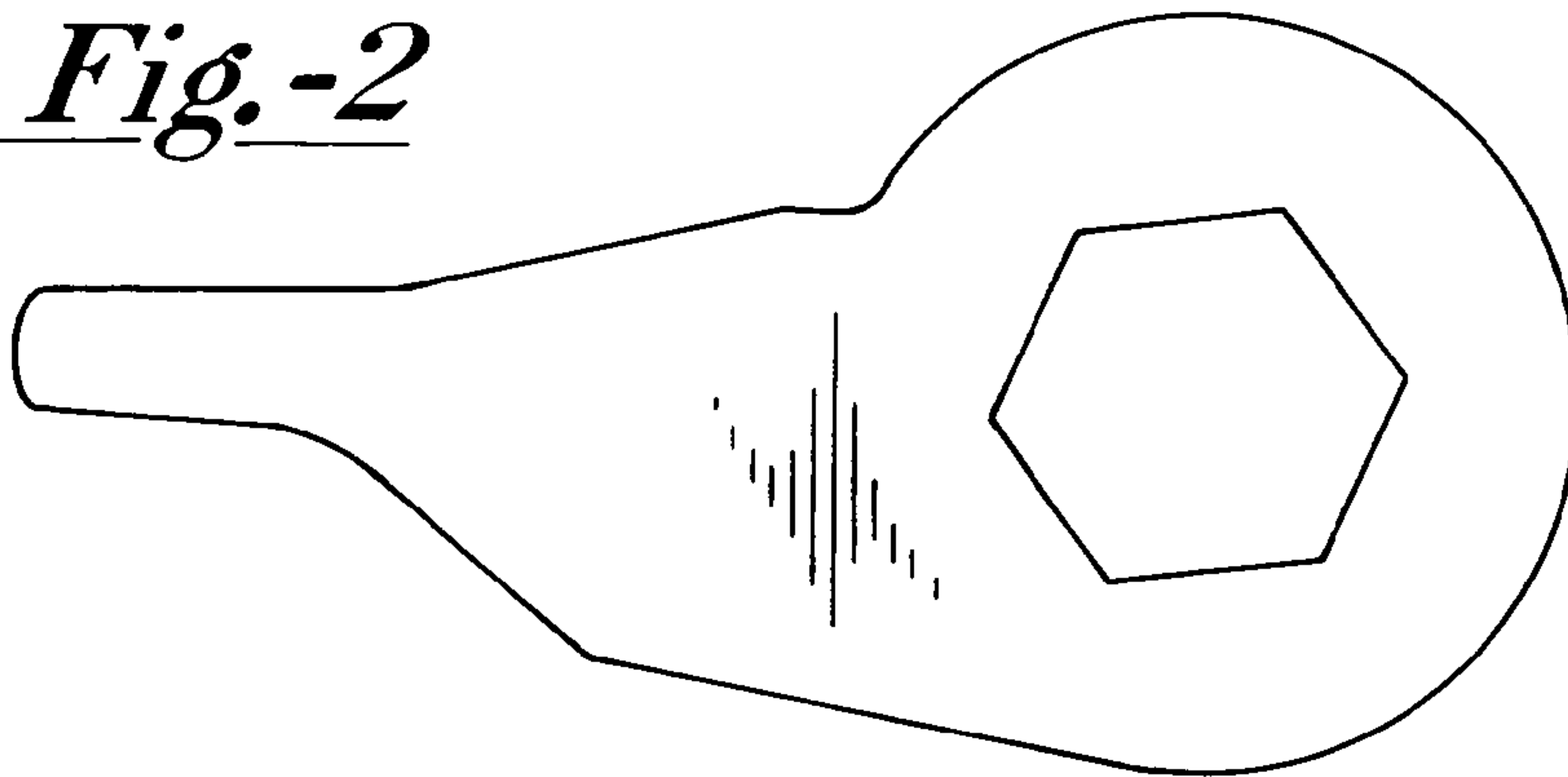


Fig.-3





Fig.-4



*Fig.-5*



*Fig.-6*

