



US00D556522S

(12) **United States Design Patent**  
**Martinez et al.**

(10) **Patent No.:** **US D556,522 S**  
(45) **Date of Patent:** **\*\* Dec. 4, 2007**

(54) **CUTTING BOARD**

(75) Inventors: **Gilbert Martinez**, Firestone, CO (US);  
**Darrell A. Kulzer**, Denver, CO (US)

(73) Assignee: **B & R Plastics, Inc.**, Denver, CO (US)

(\*\*) Term: **14 Years**

(21) Appl. No.: **29/279,840**

(22) Filed: **May 8, 2007**

(51) **LOC (8) Cl.** ..... **07-04**

(52) **U.S. Cl.** ..... **D7/698**

(58) **Field of Classification Search** ..... D7/360,  
D7/388, 538, 554.2, 586, 637, 638, 696, 698,  
D7/699; D32/56-58; 99/446, 449; 269/13-15,  
269/289 R, 291, 297, 298, 302.1, 289 MR,  
269/315; 294/172

See application file for complete search history.

(56) **References Cited**

**U.S. PATENT DOCUMENTS**

- 1,655,735 A \* 1/1928 Meinecke ..... 294/172
- D368,834 S \* 4/1996 Lillelund et al. .... D7/698
- D381,560 S \* 7/1997 Indekeu ..... D7/538
- D382,445 S \* 8/1997 Indekeu ..... D7/554.2
- D464,237 S \* 10/2002 Kaposi ..... D7/698
- D469,654 S \* 2/2003 Cooper et al. .... D7/360
- D470,712 S \* 2/2003 Swinford et al. .... D7/360

- D470,713 S \* 2/2003 Swinford et al. .... D7/360
- D471,398 S \* 3/2003 Swinford et al. .... D7/360
- D498,991 S \* 11/2004 Goggin ..... D7/698
- D500,645 S \* 1/2005 Goggin ..... D7/698

\* cited by examiner

*Primary Examiner*—Mimosa De

*Assistant Examiner*—Ricky Pham

(74) *Attorney, Agent, or Firm*—William W. Cochran;  
Cochran Freund & Young LLC

(57) **CLAIM**

The ornamental design for a cutting board, as shown and described.

**DESCRIPTION**

FIG. 1 is an isometric view of a cutting board showing our new design.

FIG. 2 is a left side view thereof.

FIG. 3 is a top view thereof.

FIG. 4 is a front view thereof.

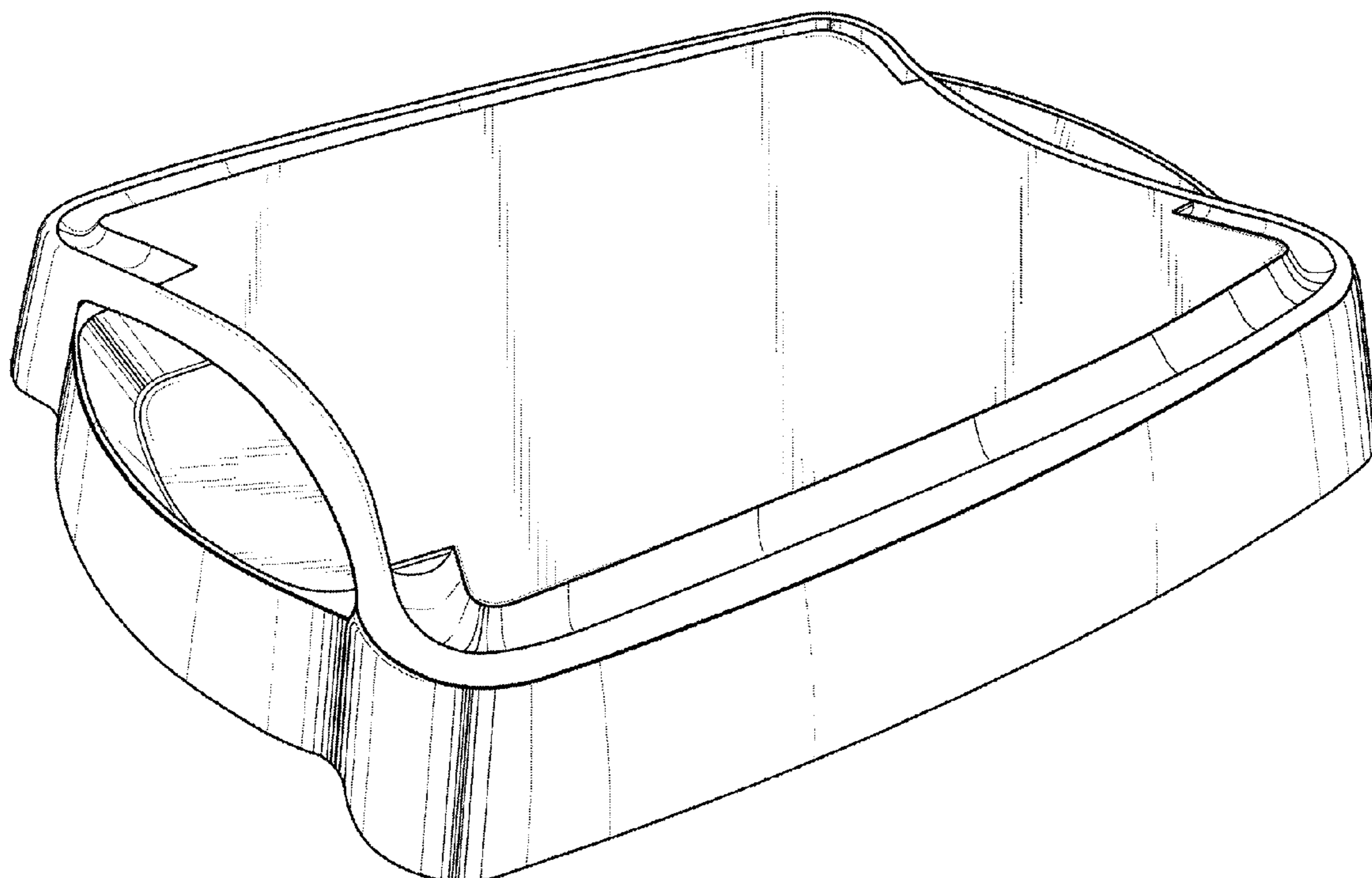
FIG. 5 is a back view thereof.

FIG. 6 is a bottom view thereof; and,

FIG. 7 is a right side view thereof.

The broken lines shown in the drawings are for illustrative purposes only and form no part of the claimed design.

**1 Claim, 7 Drawing Sheets**



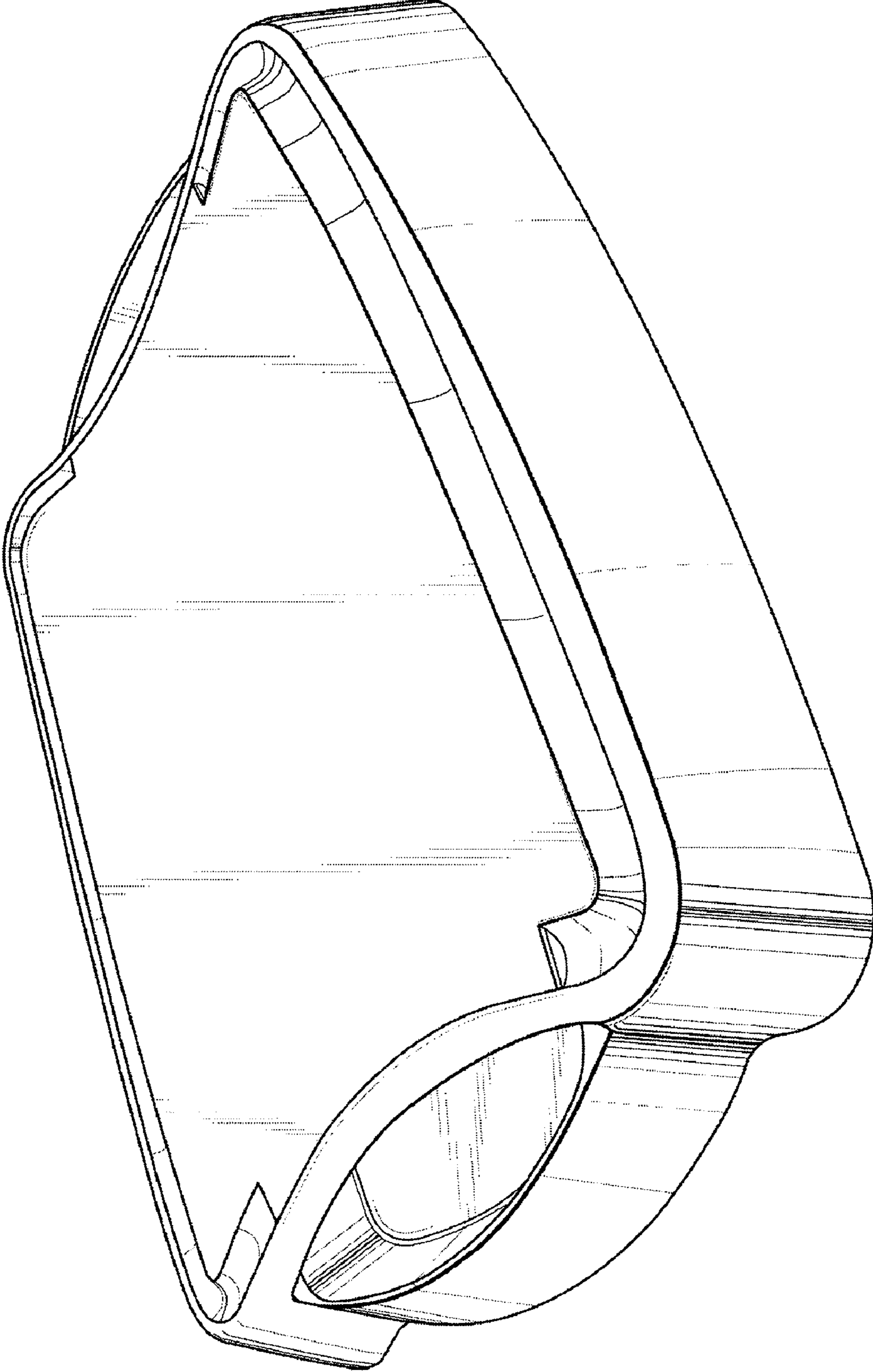


FIG. 1

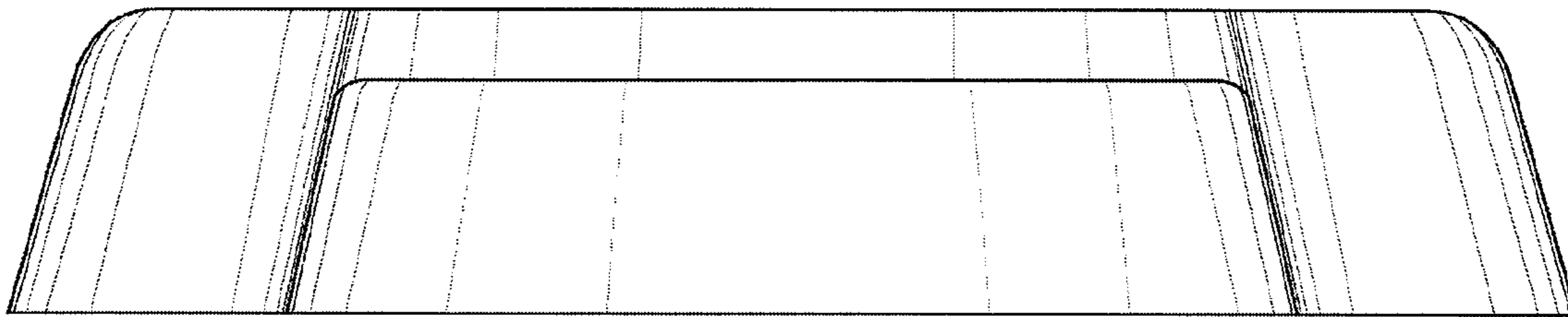


FIG. 2




FIG. 3




FIG. 4






FIG. 5

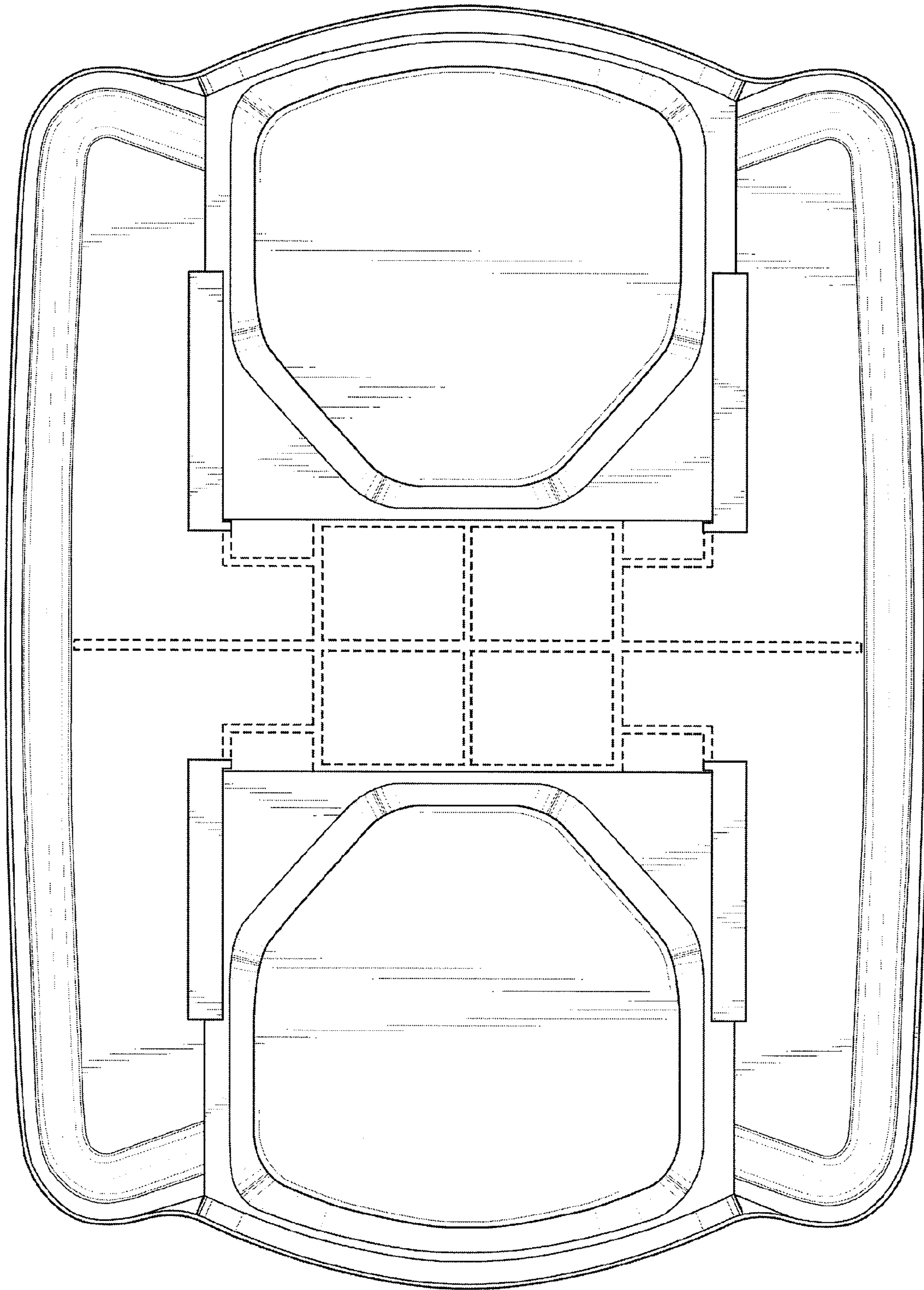


FIG. 6

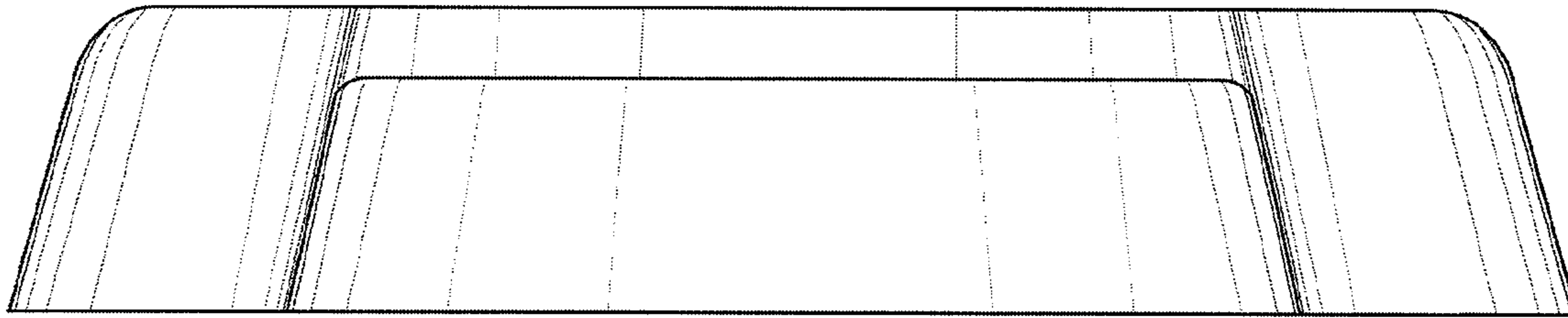


FIG. 7