



US00D556505S

(12) **United States Design Patent** (10) **Patent No.:** **US D556,505 S**  
**Wu** (45) **Date of Patent:** **\*\* Dec. 4, 2007**

(54) **BLENDER**

(76) Inventor: **Andy Wu**, No. 782, Sec. 2, Minsheng  
S. St., Gueiren Township, Tainan  
County (TW) 711

(\*\*) Term: **14 Years**

(21) Appl. No.: **29/269,245**

(22) Filed: **Nov. 27, 2006**

(51) **LOC (8) Cl.** ..... **31-00**

(52) **U.S. Cl.** ..... **D7/378**

(58) **Field of Classification Search** ..... D7/300.1,  
D7/372-386, 412, 413, 665; D14/413; 74/16;  
99/509-511; 241/30, 33, 37.5, 101.01-101.02,  
241/166-169.1, 274-278.2, 282.1-282.2,  
241/285.1-285.3, 291, 292.1, 301; 366/64-67,  
366/98, 100, 129, 197-201, 205-207, 219-221,  
366/241-254, 279-292, 325.94, 330.4, 341-343  
See application file for complete search history.

(56) **References Cited**

**U.S. PATENT DOCUMENTS**

- D199,888 S \* 12/1964 Dewenter ..... D7/378
- D373,504 S \* 9/1996 Leverrier ..... D7/378
- D394,986 S \* 6/1998 Lallemand ..... D7/378
- D400,757 S \* 11/1998 Hippen et al. .... D7/378
- D403,202 S \* 12/1998 Cousins ..... D7/378
- D412,809 S \* 8/1999 Toro et al. .... D7/378
- D415,384 S \* 10/1999 Littmann ..... D7/378
- D439,797 S \* 4/2001 Planca et al. .... D7/378
- D445,635 S \* 7/2001 Gort-Barten ..... D7/378
- D448,967 S \* 10/2001 Planca et al. .... D7/378
- D453,443 S \* 2/2002 Hoare et al. .... D7/378

- D465,127 S \* 11/2002 Lee ..... D7/378
- D466,362 S \* 12/2002 Moore ..... D7/378
- D473,099 S \* 4/2003 Yamamoto et al. .... D7/378
- D479,666 S \* 9/2003 Barker ..... D7/378
- 6,637,681 B1 \* 10/2003 Planca et al. .... 241/37.5
- D487,213 S \* 3/2004 Boyle et al. .... D7/378
- D502,358 S \* 3/2005 Weaden ..... D7/378
- D519,314 S \* 4/2006 Blaise ..... D7/378
- D525,482 S \* 7/2006 Kassenaar ..... D7/378
- D534,394 S \* 1/2007 Zhiwen et al. .... D7/378

**FOREIGN PATENT DOCUMENTS**

HK 0602935.1 \* 10/2006

\* cited by examiner

*Primary Examiner*—Mimosa De  
*Assistant Examiner*—Ricky Pham  
(74) *Attorney, Agent, or Firm*—Bacon & Thomas, PLLC

(57) **CLAIM**

The ornamental design for the blender, as shown.

**DESCRIPTION**

FIG. 1 is a perspective view of a blender showing my new design;

FIG. 2 is a front elevational view thereof;

FIG. 3 is a rear elevational view thereof;

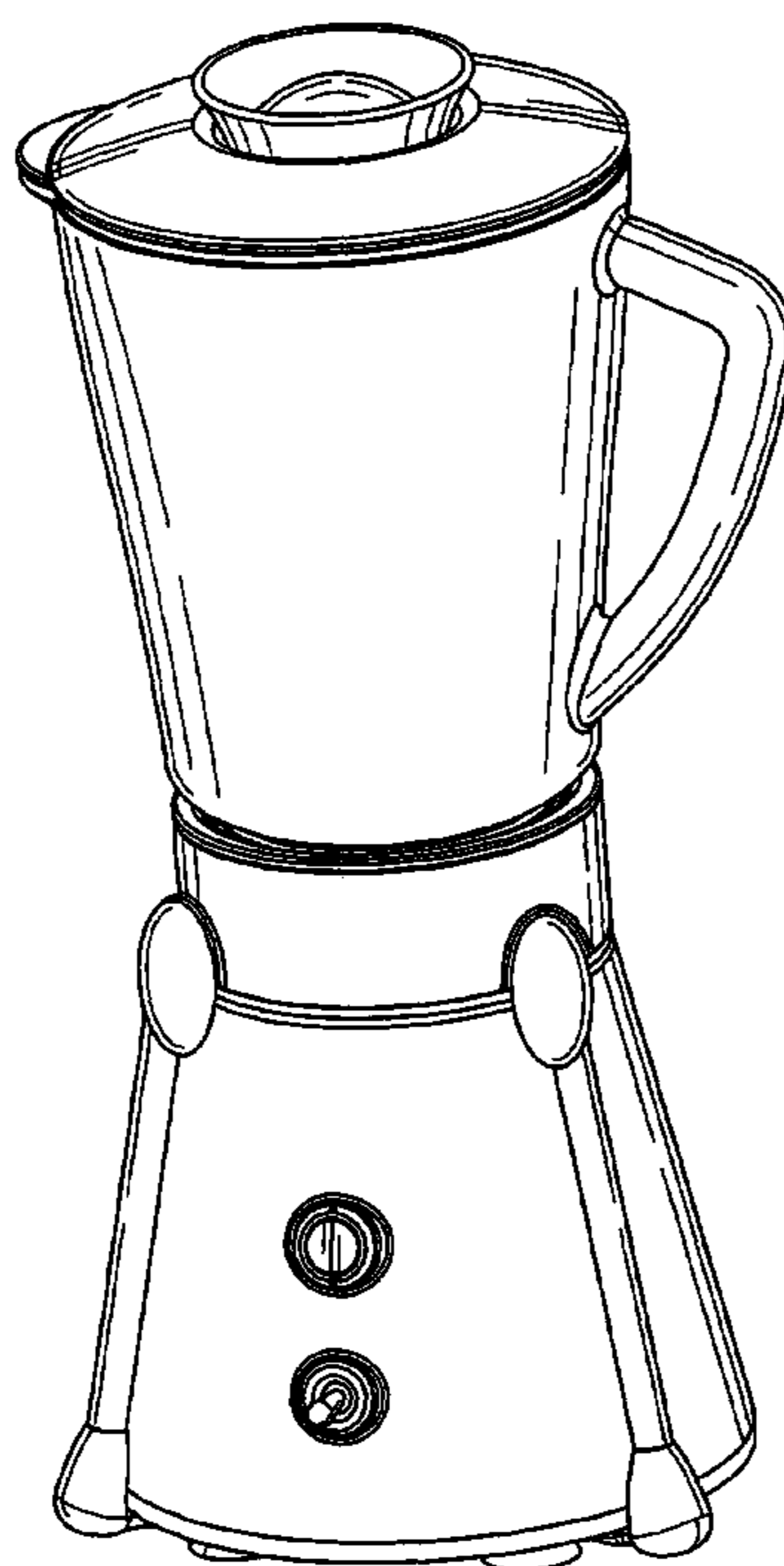
FIG. 4 is a left side elevational view thereof;

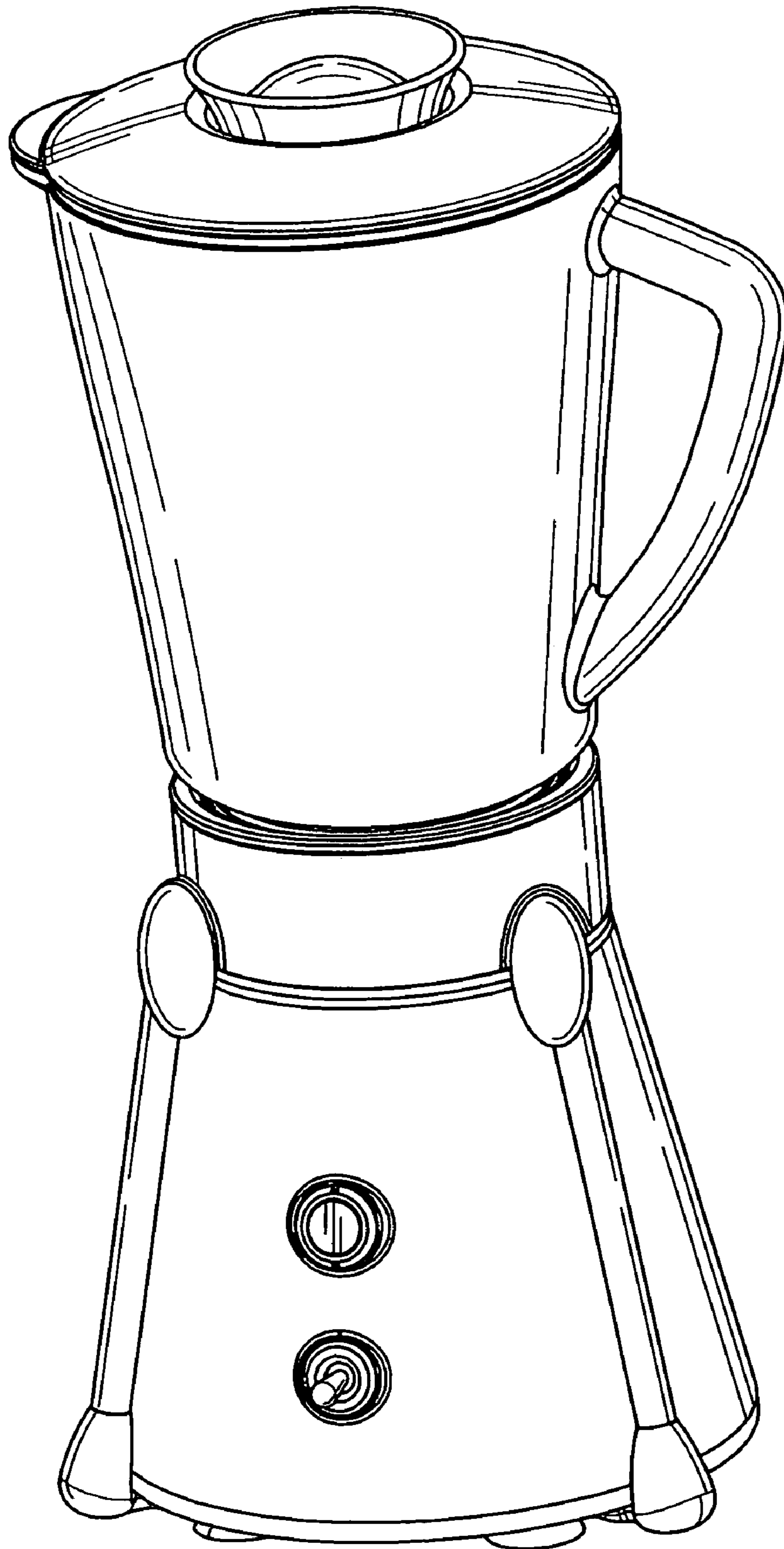
FIG. 5 is a right side elevational view thereof;

FIG. 6 is a top plan view thereof; and,

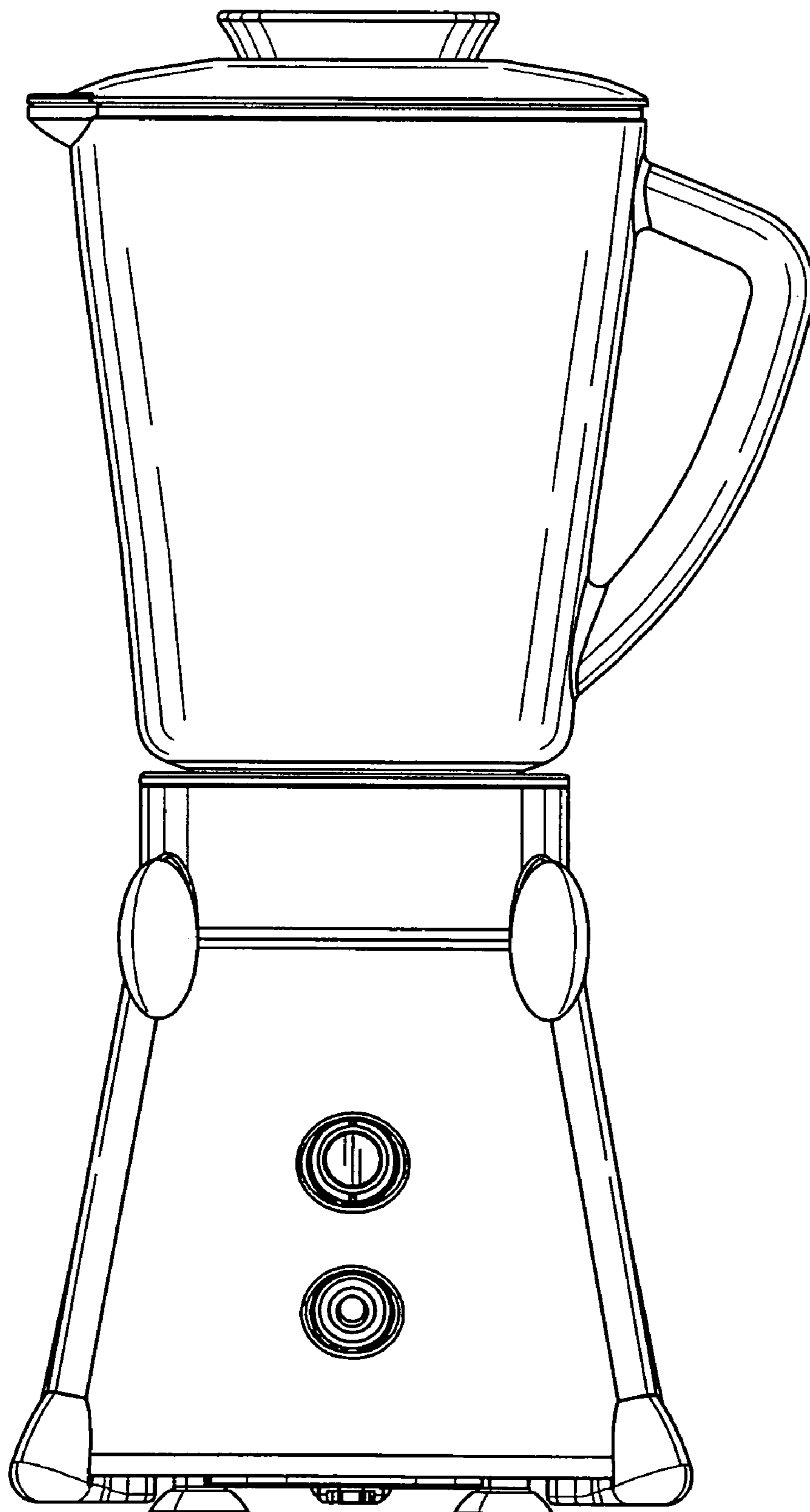
FIG. 7 is a bottom plan view.

**1 Claim, 6 Drawing Sheets**

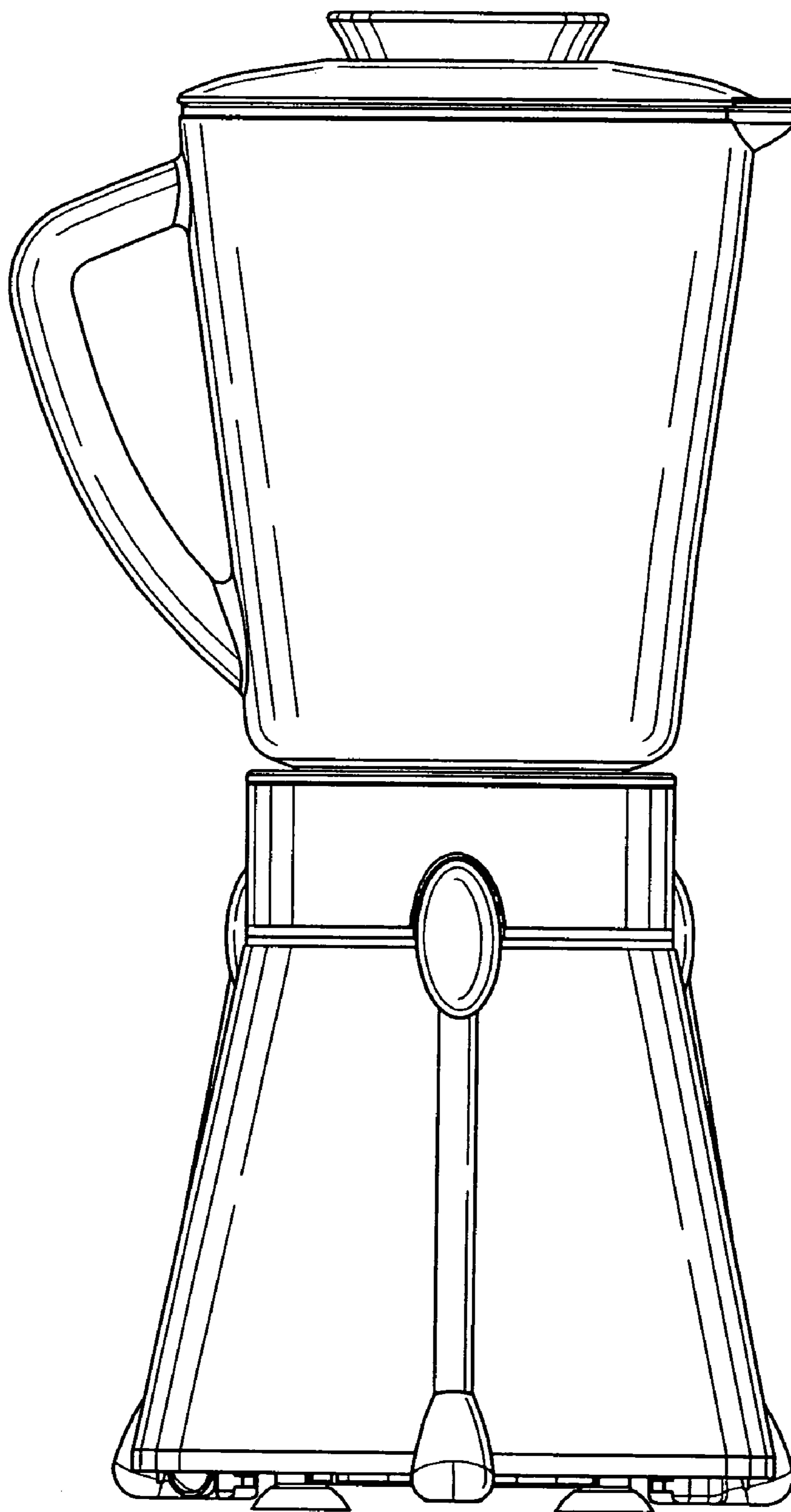




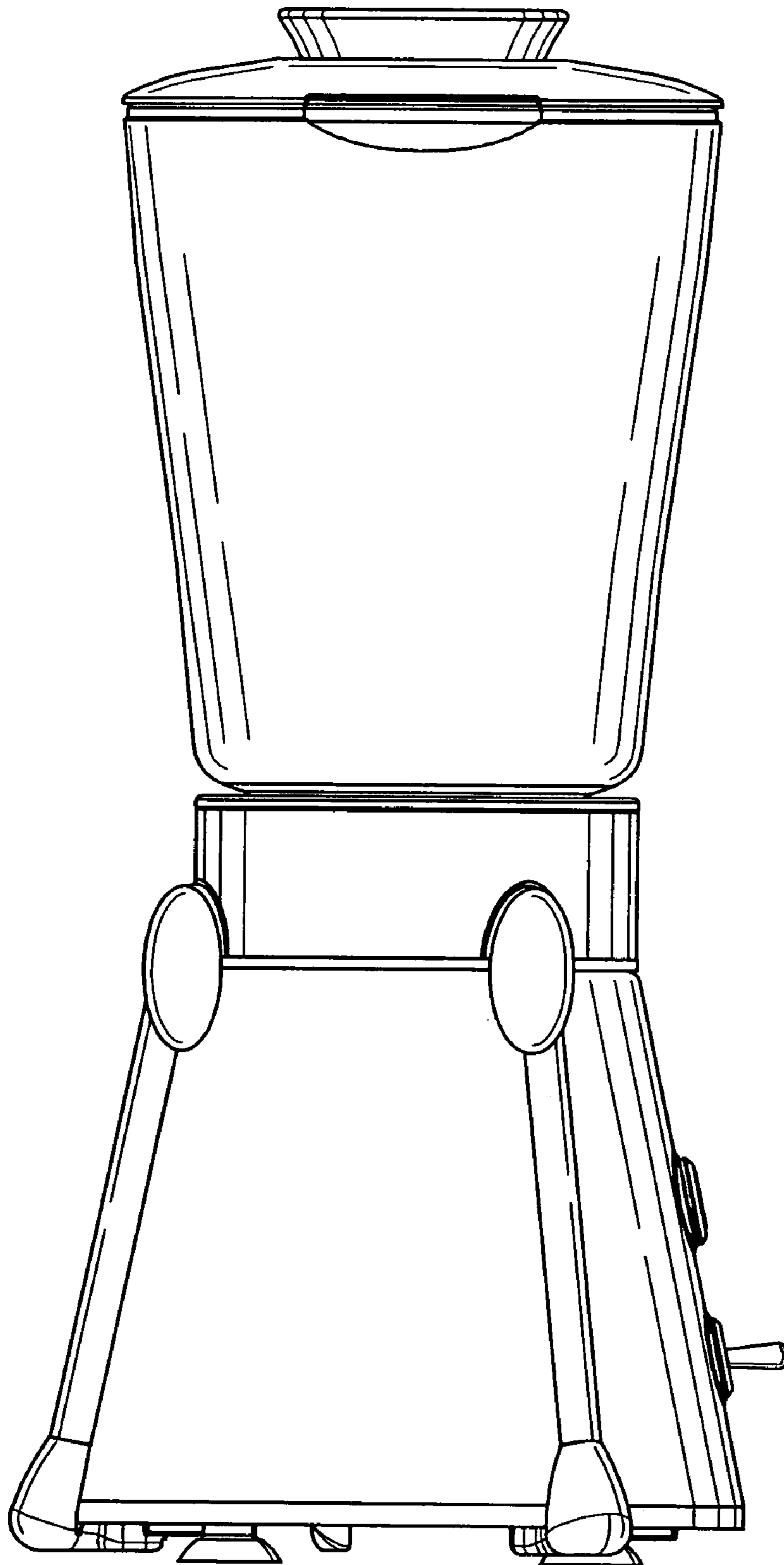
*FIG. 1*



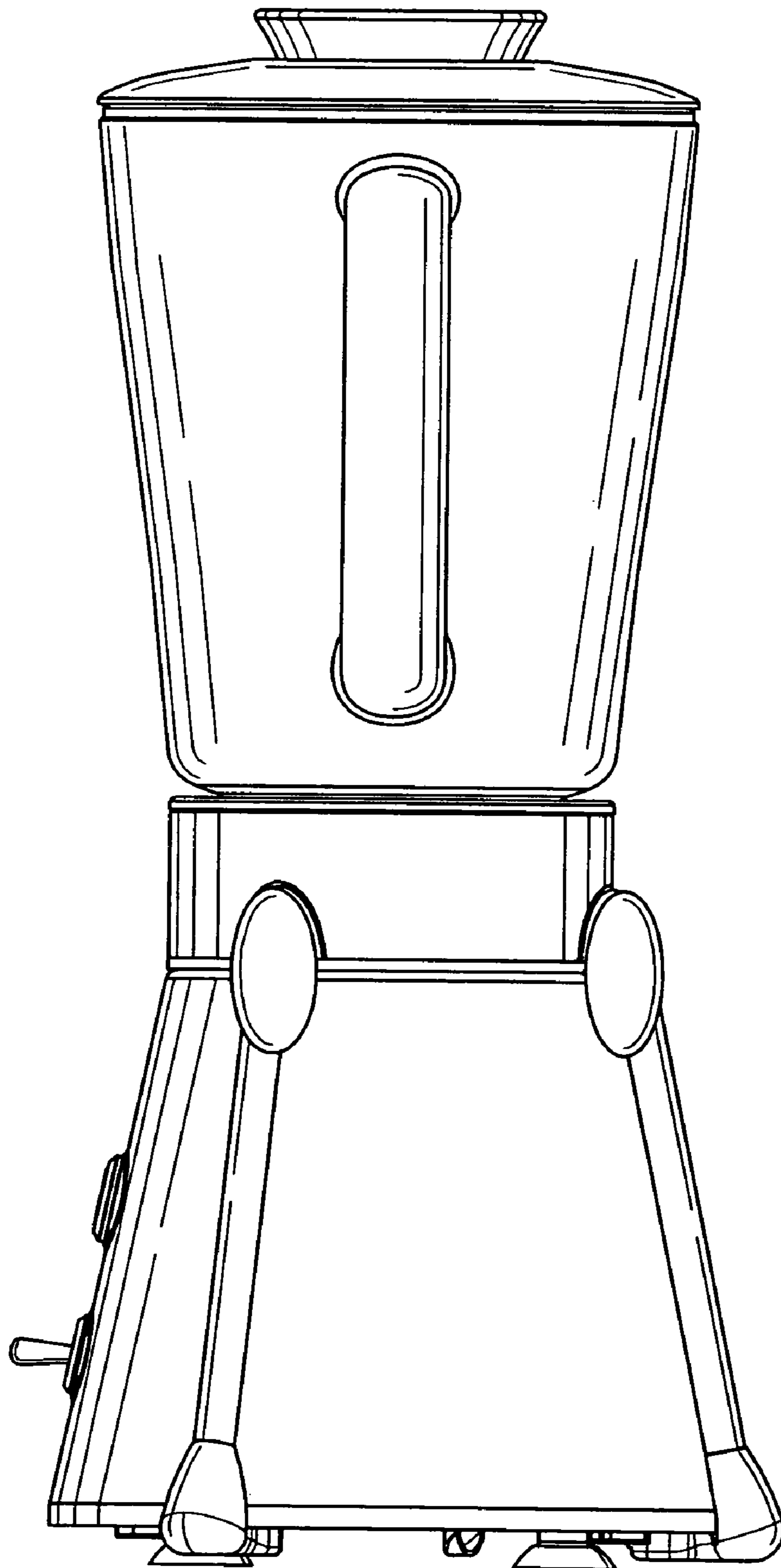
*FIG. 2*



*FIG. 3*



*FIG. 4*



*FIG. 5*

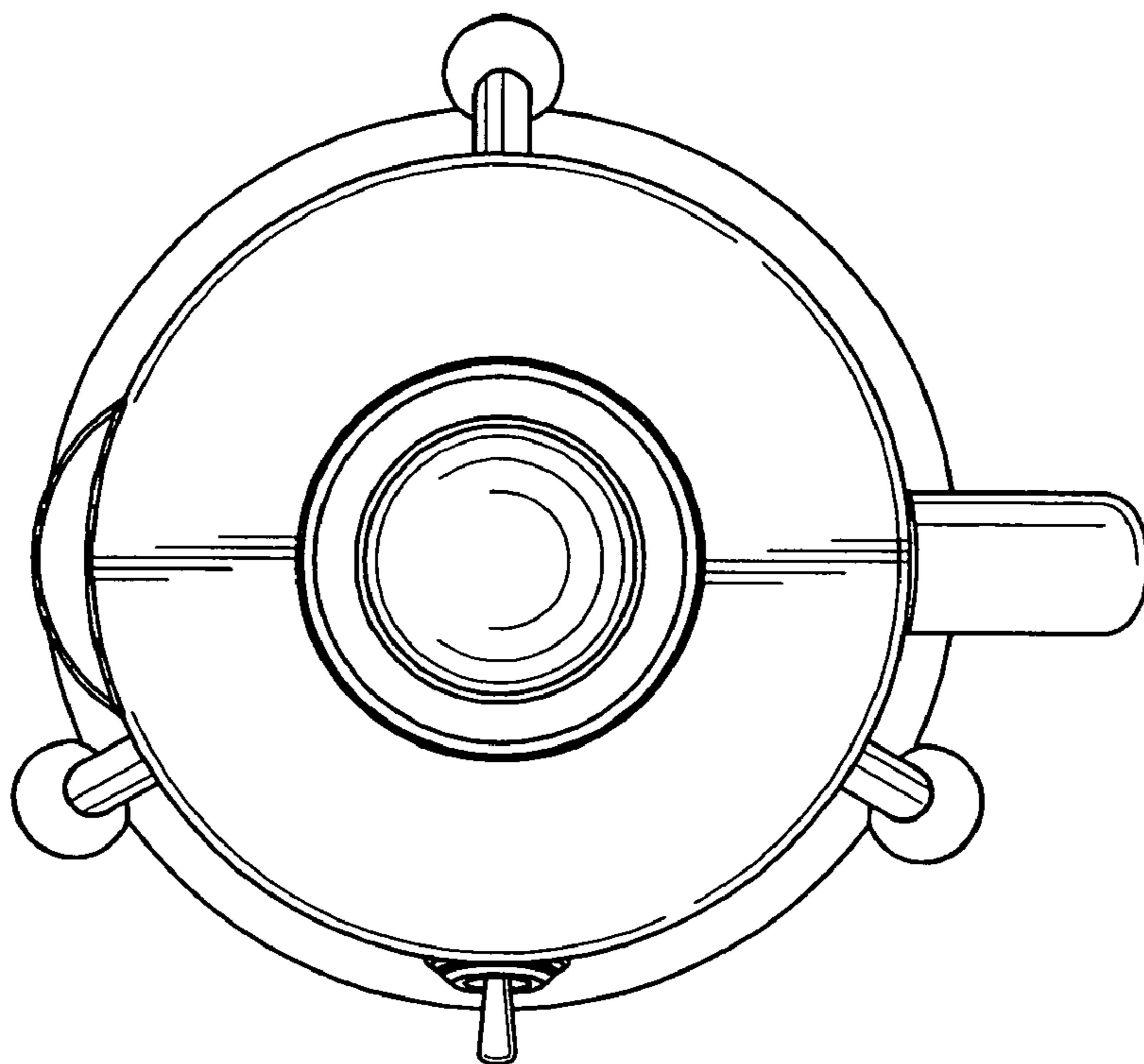


FIG. 6

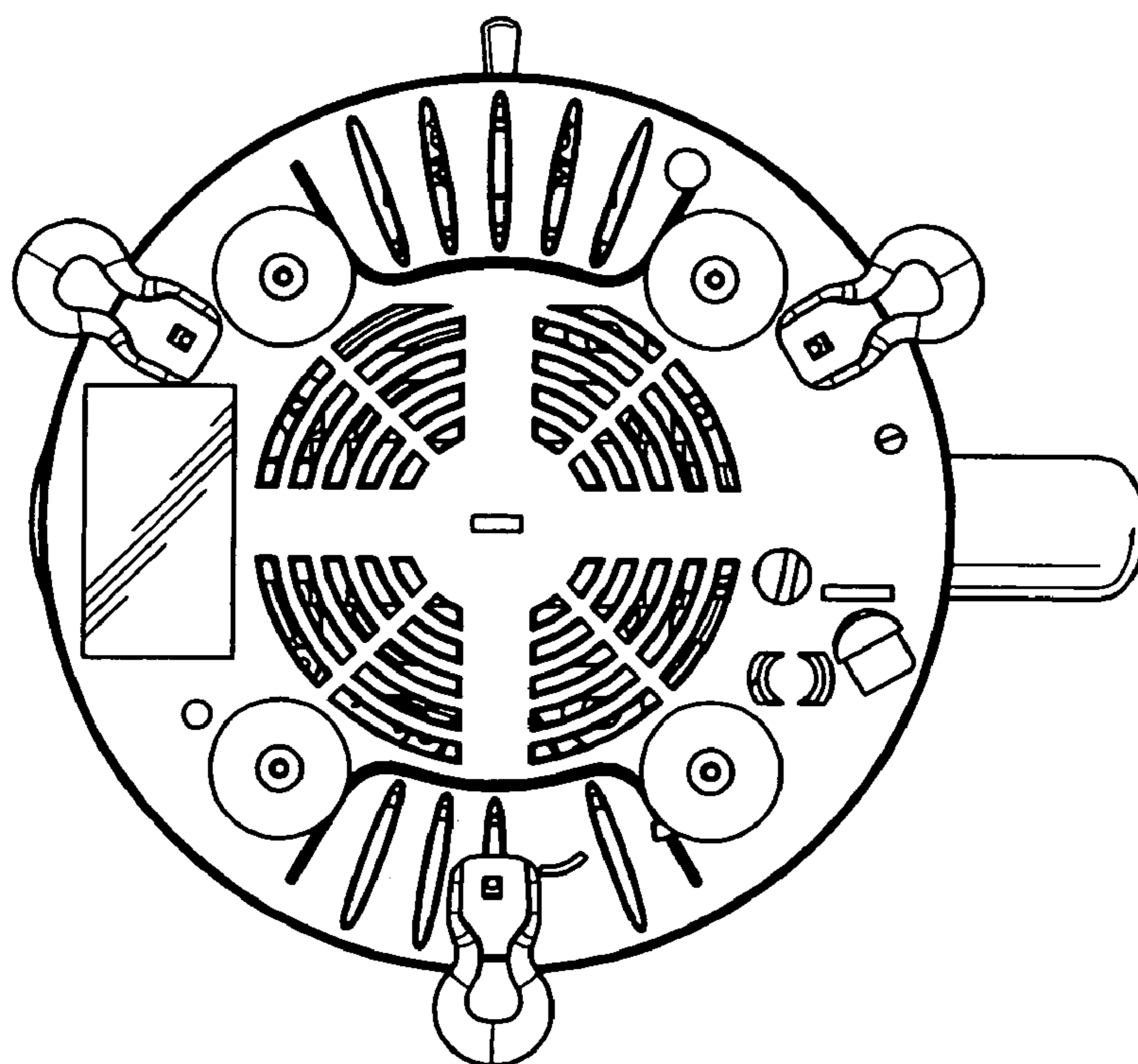


FIG. 7