



US00D556503S

(12) **United States Design Patent** (10) **Patent No.:** **US D556,503 S**  
**Holcomb et al.** (45) **Date of Patent:** **\*\* Dec. 4, 2007**

(54) **STEAMER**

(75) Inventors: **David A. Holcomb**, Seattle, WA (US);  
**Jonah S. Griffith**, Seattle, WA (US)

(73) Assignee: **Chef'n Corporation**, Seattle, WA (US)

(\*\*) Term: **14 Years**

(21) Appl. No.: **29/276,317**

(22) Filed: **Jan. 22, 2007**

(51) **LOC (8) Cl.** ..... **07-02**

(52) **U.S. Cl.** ..... **D7/360**

(58) **Field of Classification Search** ..... D7/213,  
D7/323, 334-335, 354-360, 362-368, 387,  
D7/388, 391, 392.1, 402-409, 500, 538-550,  
D7/553.6, 554.1-554.2, 557, 560, 667; D11/152,  
D11/164; 99/324-325, 341, DIG. 14, 400,  
99/403, 418, 425, 448-450; 108/24; 126/19 R,  
126/20, 369; 219/385, 386, 730, 759; 220/260-263,  
220/306, 351, 366, 529, 759  
See application file for complete search history.

(56) **References Cited**

**U.S. PATENT DOCUMENTS**

222,296	A *	12/1879	McMurray	99/450
254,770	A *	3/1882	Hurd	99/450
1,909,983	A *	5/1933	Powell	220/529
2,667,117	A *	1/1954	Millard et al.	99/418
4,138,939	A *	2/1979	Feld	99/418
D261,343	S *	10/1981	Gibiec	D7/667

D316,505	S *	4/1991	Chow	D7/667
5,097,753	A *	3/1992	Naft	99/341
D353,080	S *	12/1994	Cantereels et al.	D7/667
D359,202	S *	6/1995	Cousins et al.	D7/667
D378,566	S *	3/1997	Cousins	D7/667
D469,667	S *	2/2003	Burton	D7/667
2005/0092762	A1 *	5/2005	Murat et al.	220/912

\* cited by examiner

*Primary Examiner*—Mimosa De

*Assistant Examiner*—Ricky Pham

(74) *Attorney, Agent, or Firm*—Seed IP Law Group PLLC

(57) **CLAIM**

The ornamental design for a steamer, as shown and described.

**DESCRIPTION**

FIG. 1 is a front perspective view of a steamer showing our new design.

FIG. 2 is a bottom plan view thereof.

FIG. 3 is a right side elevation view thereof.

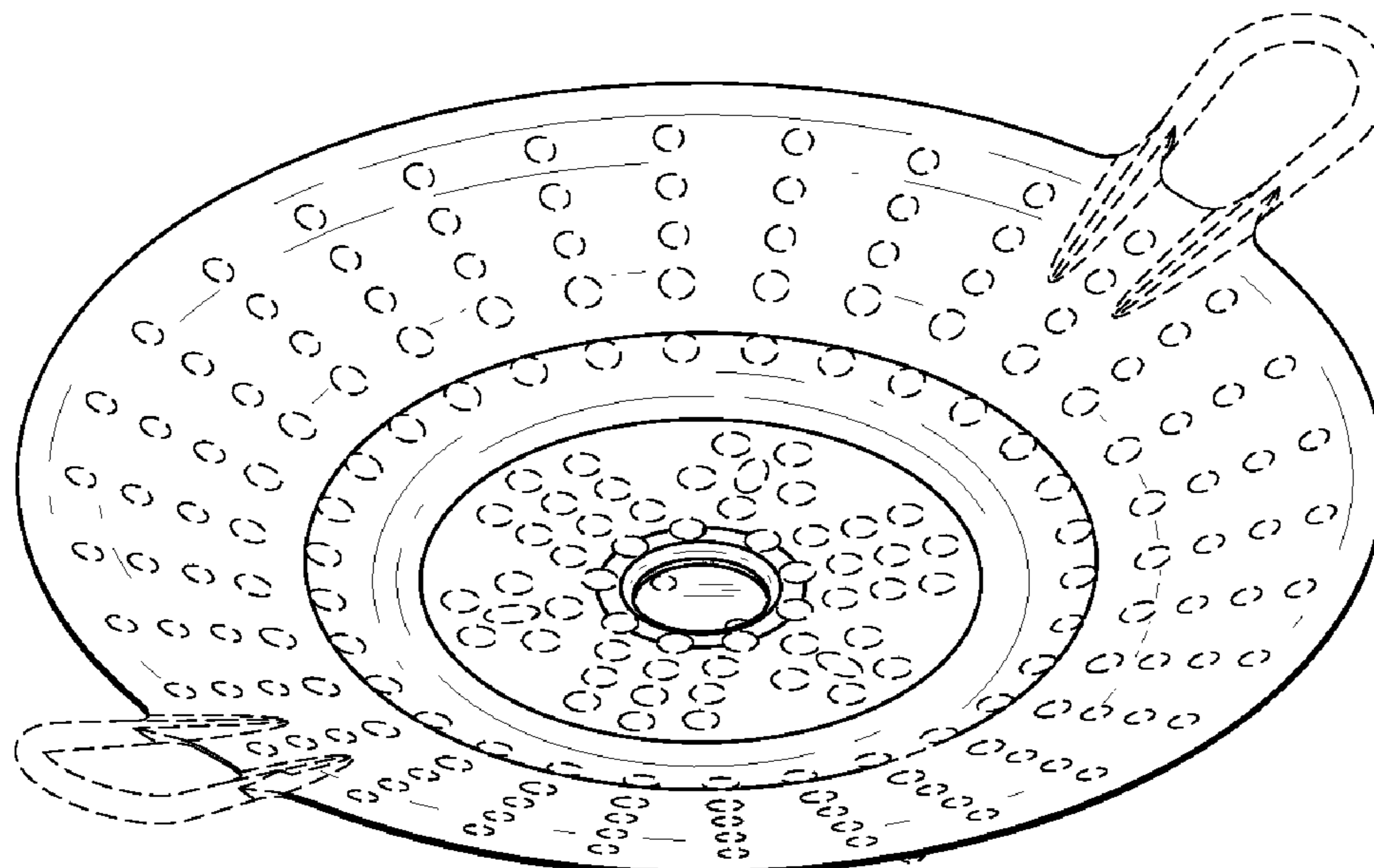
FIG. 4 is a front elevation view, the rear elevation view being a mirror image thereof.

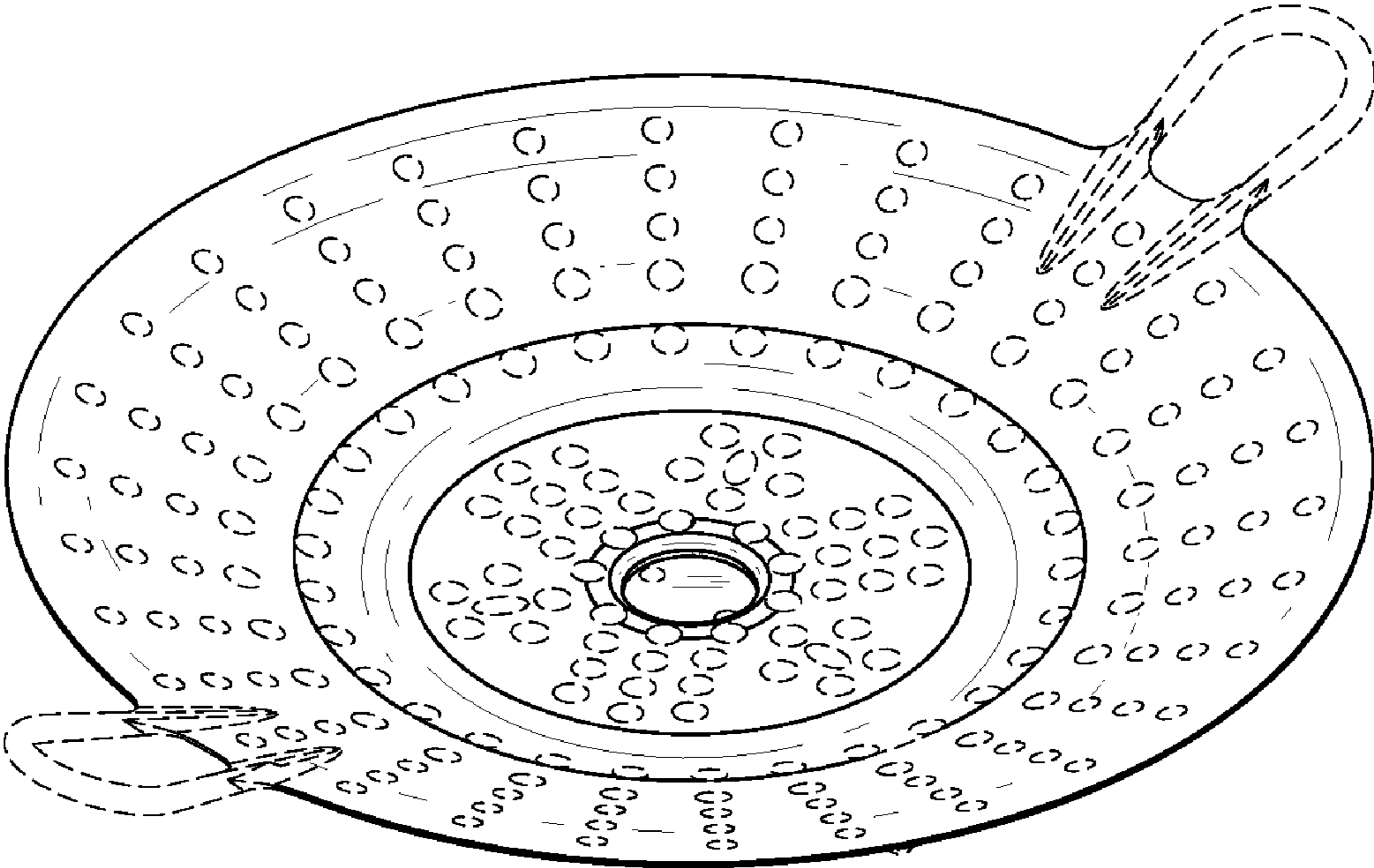
FIG. 5 is a top plan view thereof; and,

FIG. 6 is a left side elevation view thereof.

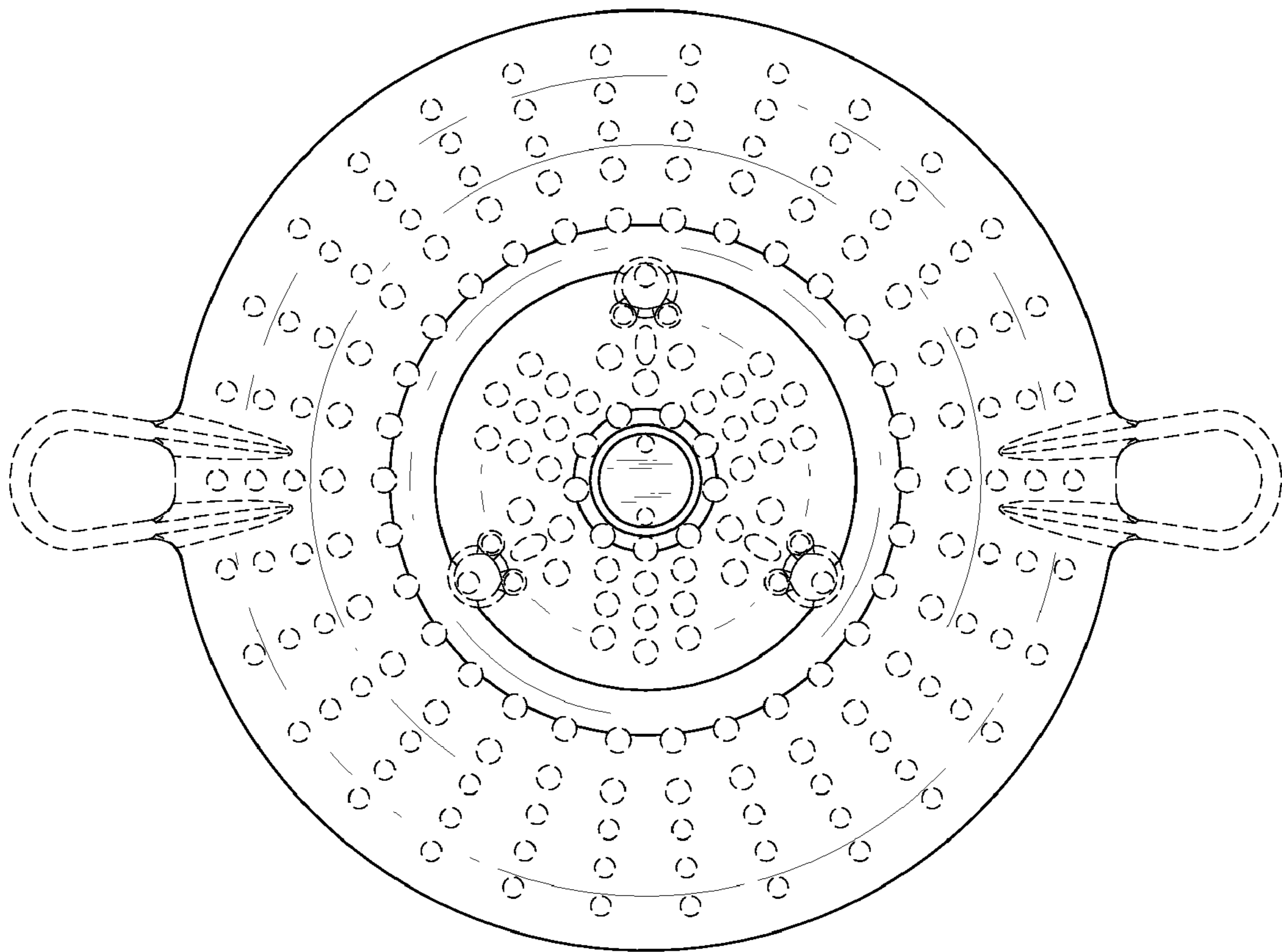
The broken lines in the figures are for illustrative purposes only and form no part of the claimed design.

**1 Claim, 4 Drawing Sheets**






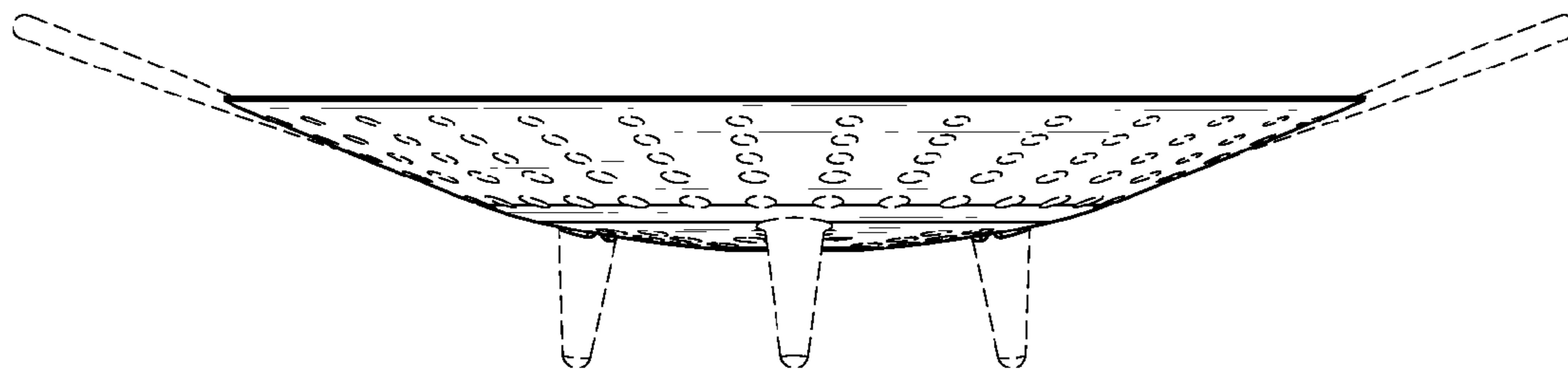
*FIG. 1*



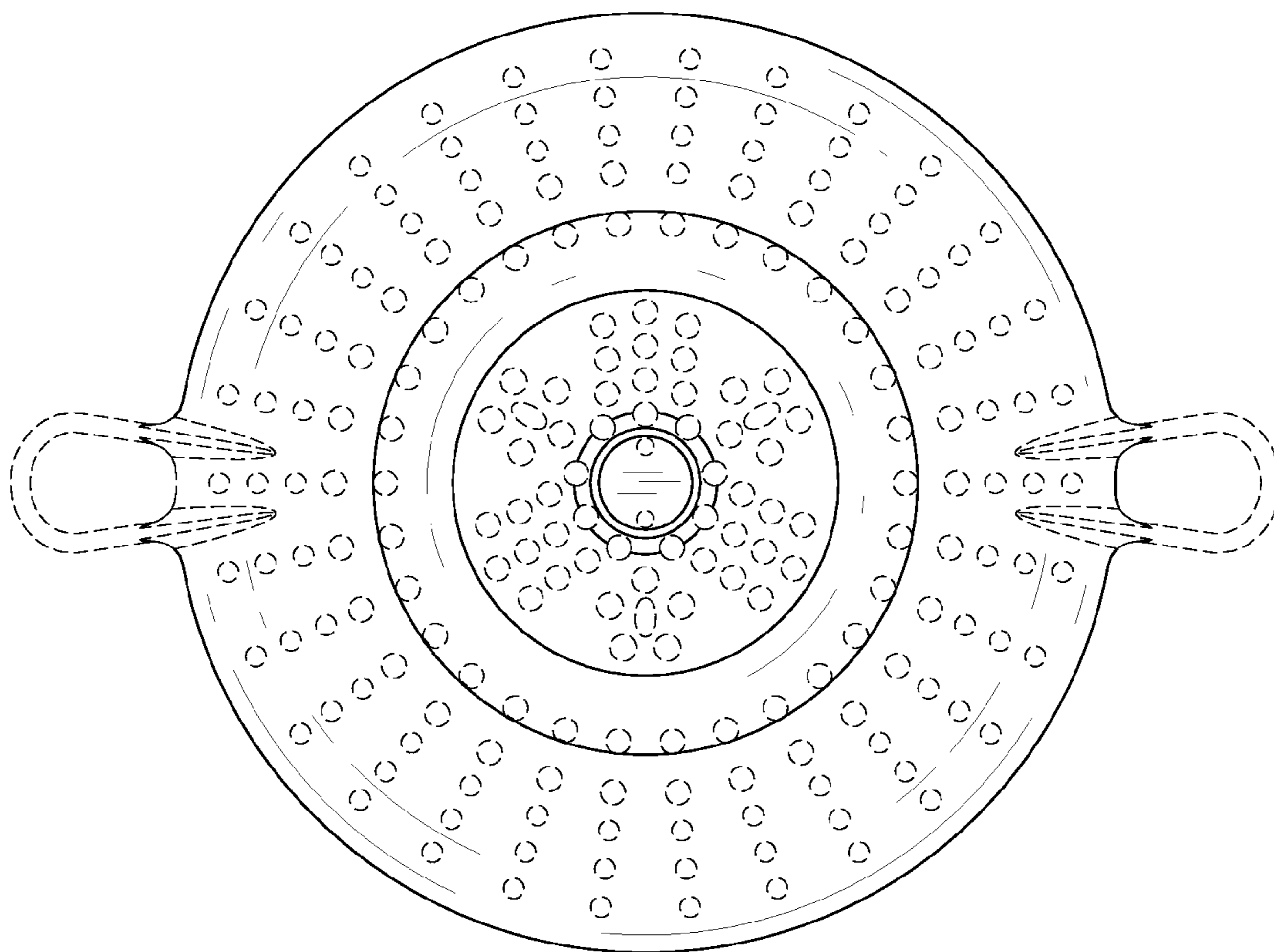
*FIG. 2*



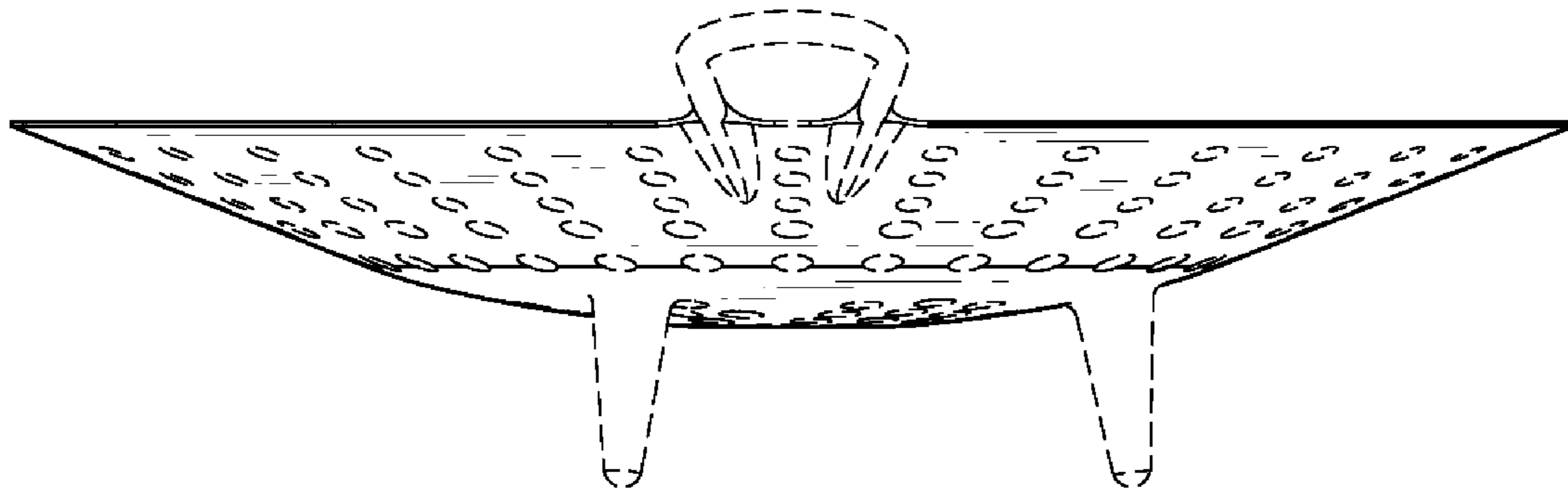
*FIG. 3*



*FIG. 4*



*FIG. 5*



*FIG. 6*