



US00D556502S

(12) **United States Design Patent** (10) **Patent No.:** **US D556,502 S**  
**Rosa** (45) **Date of Patent:** **\*\* Dec. 4, 2007**

(54) **KITCHEN APPLIANCE FOR COOKING FOODS**

(75) Inventor: **Carlo Rosa**, Lecco (IT)

(73) Assignee: **Ariete S.p.A.** (IT)

(\*\*) Term: **14 Years**

(21) Appl. No.: **29/279,031**

(22) Filed: **Apr. 18, 2007**

(30) **Foreign Application Priority Data**

Oct. 19, 2006 (EM) ..... 000606884-0001  
Oct. 19, 2006 (EM) ..... 000606884-0002

(51) **LOC (8) Cl.** ..... **07-02**

(52) **U.S. Cl.** ..... **D7/357**

(58) **Field of Classification Search** ..... D7/357,  
D7/368, 372, 376-386, 399, 412-414; D8/34;  
99/337, 509-511, 645; 241/30-37.5, 92,  
241/93, 101.01-101.2, 166-169.1, 273.2,  
241/273.3, 274-278.2, 285.1-285.3, 291,  
241/292.1; 366/64-67, 197-221, 241-254,  
366/279-292, 314, 341-343

See application file for complete search history.

(56) **References Cited**

**U.S. PATENT DOCUMENTS**

D282,620 S \* 2/1986 Cavalli ..... D7/384  
D345,078 S \* 3/1994 Gotzsch ..... D7/384  
D419,367 S \* 1/2000 Kin ..... D7/384

D426,423 S \* 6/2000 Lee ..... D7/384  
D431,959 S \* 10/2000 Lallemant ..... D7/384  
D434,271 S \* 11/2000 Naft et al. .... D7/384  
D444,026 S \* 6/2001 Chaudeurge ..... D7/384  
D445,637 S \* 7/2001 Feil ..... D7/384  
D450,530 S \* 11/2001 Mauch ..... D7/384  
D457,381 S \* 5/2002 Brady ..... D7/384  
D483,987 S \* 12/2003 Mauch ..... D7/384

\* cited by examiner

*Primary Examiner*—Janice E. Seeger

*Assistant Examiner*—Ricky Pham

(74) *Attorney, Agent, or Firm*—Stites & Harbison PLLC;  
Marvin Petry

(57) **CLAIM**

The ornamental design for a kitchen appliance for cooking foods, as shown.

**DESCRIPTION**

FIG. 1 is a front, right, top perspective view of a kitchen appliance for cooking foods embodying my new design;

FIG. 2 is a front elevational view thereof;

FIG. 3 is a rear elevational view thereof;


FIG. 4 is a right side elevational view thereof;


FIG. 5 is a left side elevational view thereof;

FIG. 6 is a top plan view thereof; and,

FIG. 7 is a bottom plan view thereof.

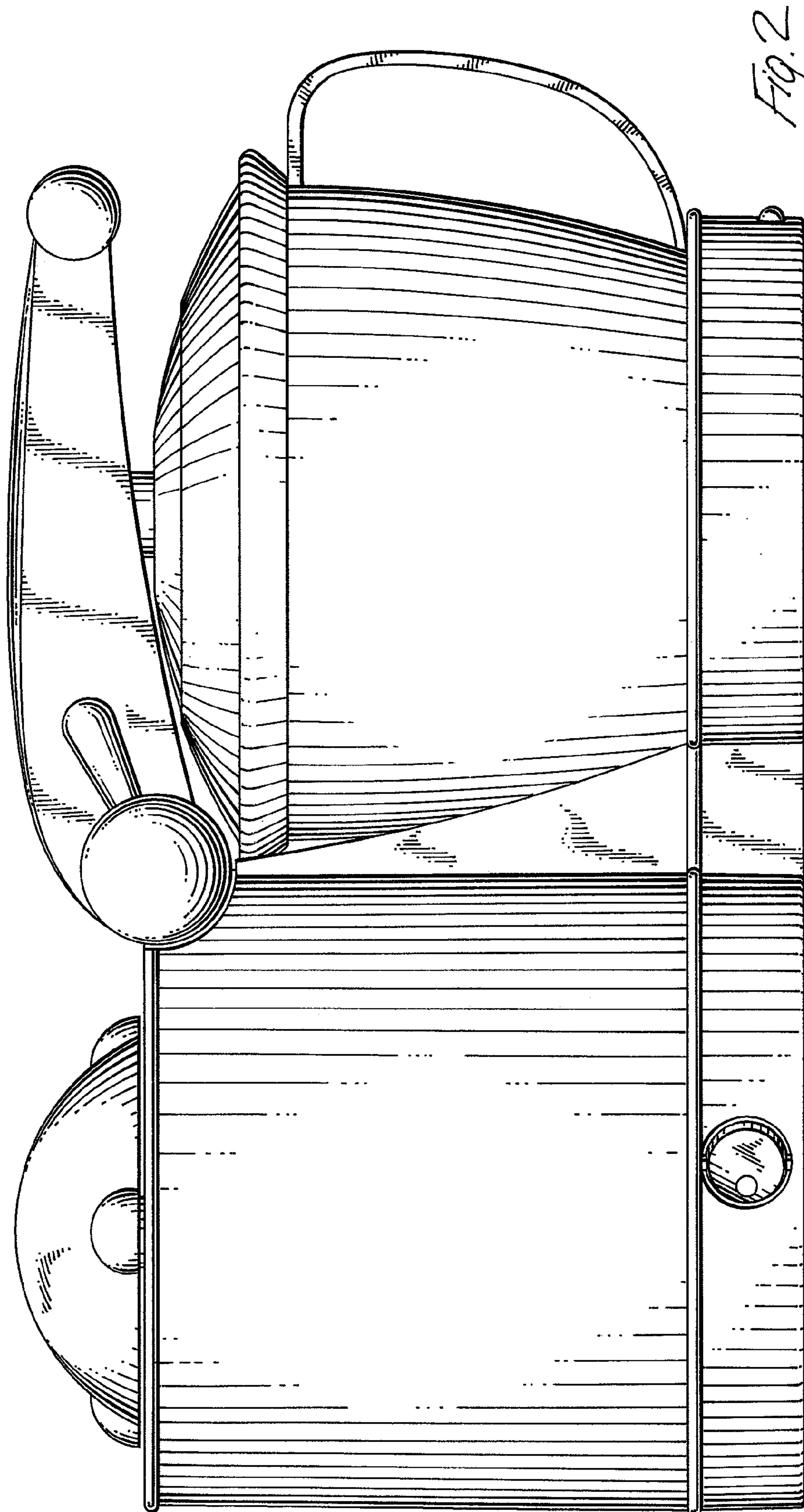
**1 Claim, 7 Drawing Sheets**





*Fig. 1*





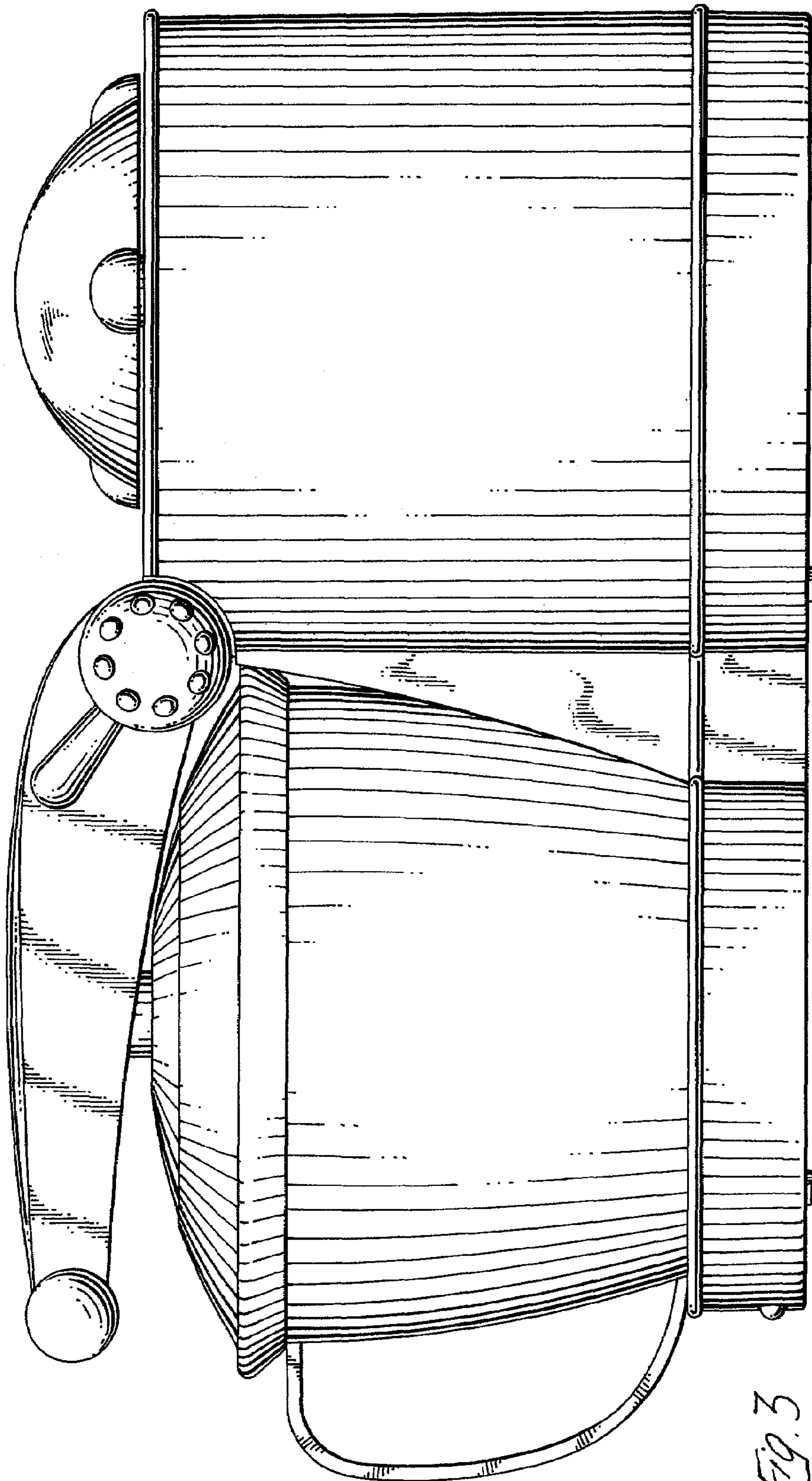


Fig. 3

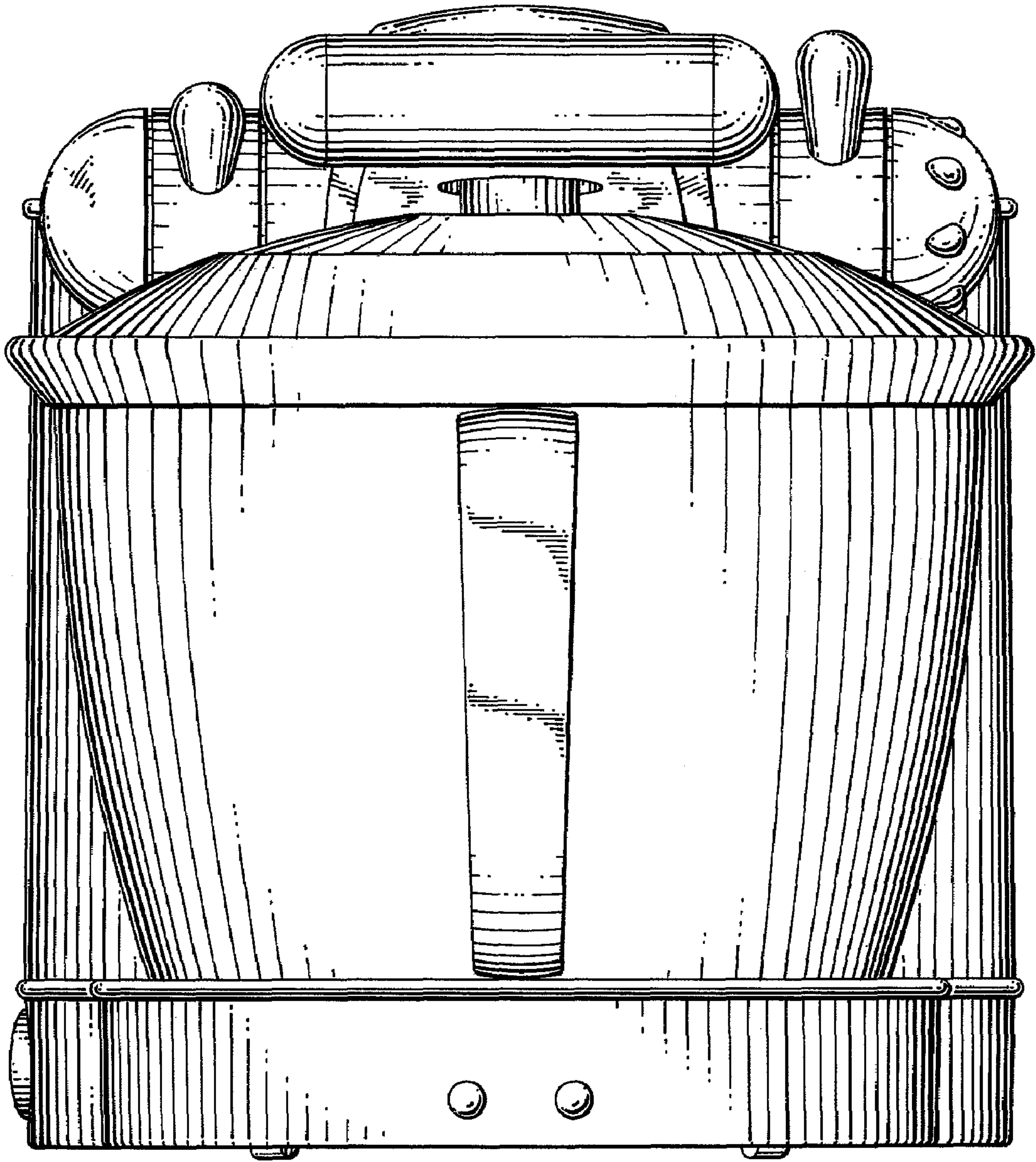


FIG. 4

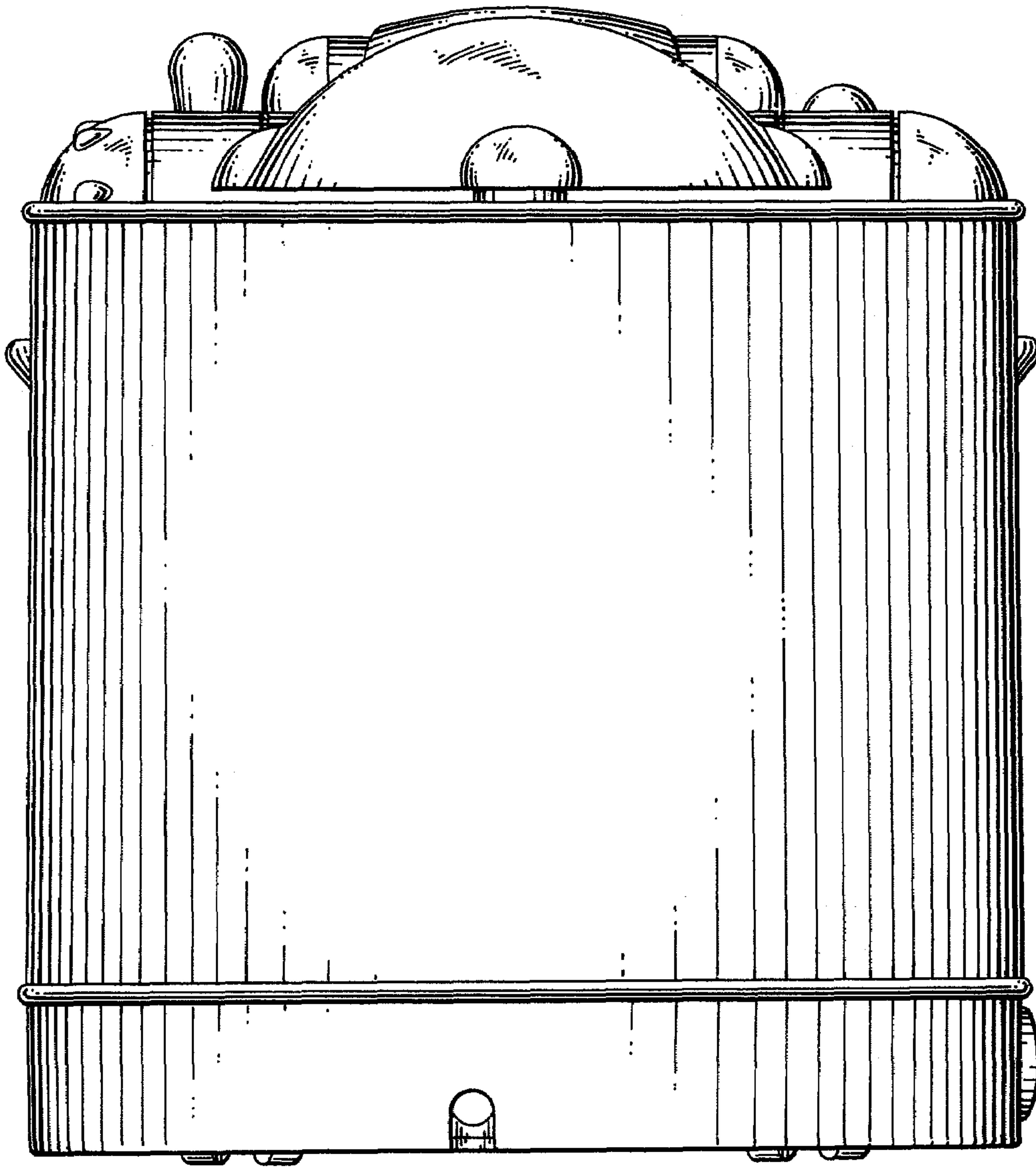


Fig. 5



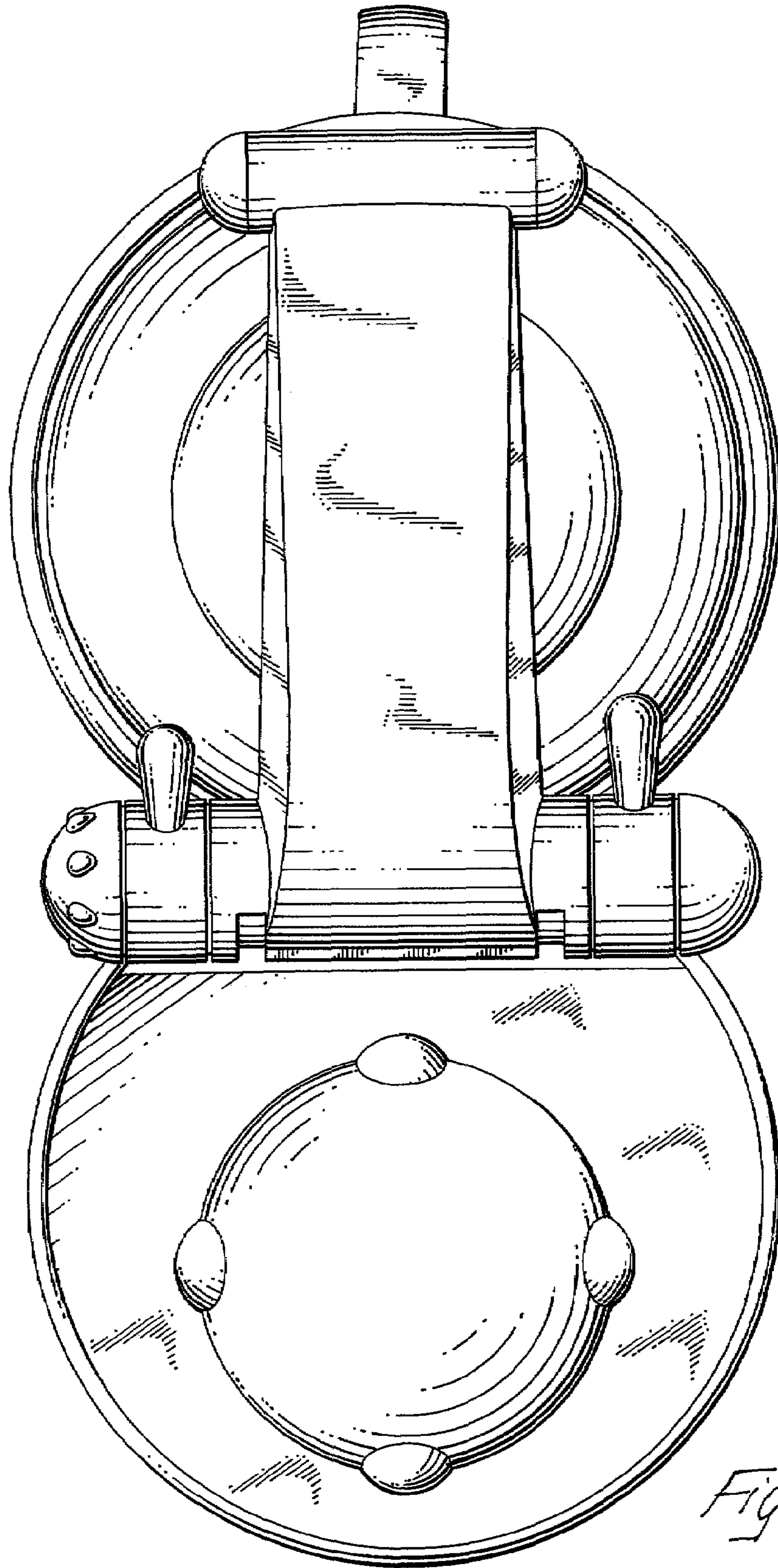


Fig. 6

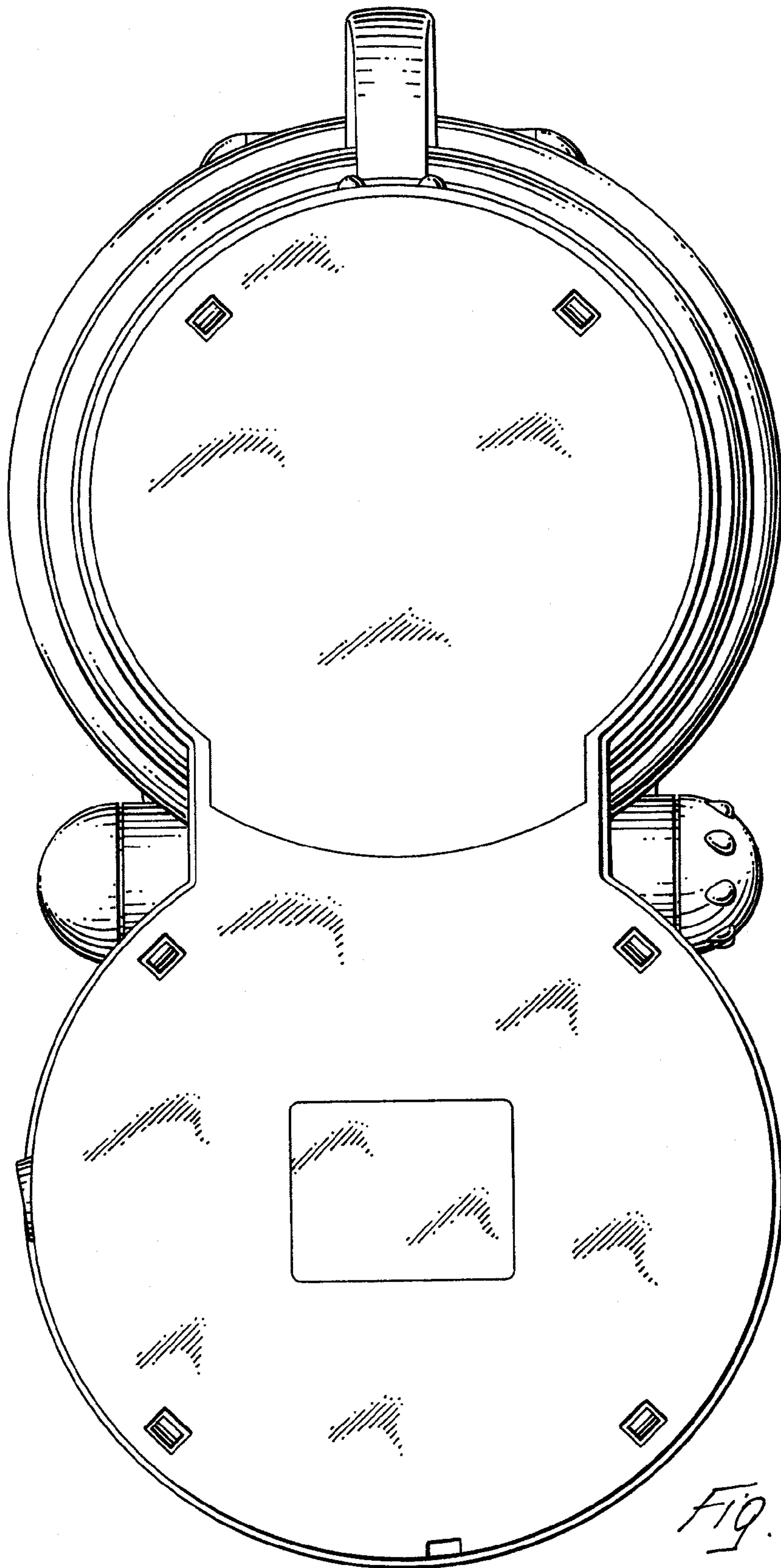


FIG. 7