



US00D556498S

(12) **United States Design Patent**
Harris et al.

(10) **Patent No.: US D556,498 S**
(45) **Date of Patent: ** Dec. 4, 2007**

(54) **BEVERAGE BREWING MACHINE**

(75) Inventors: **Daryl Harris**, Irvine, CA (US); **Robert Curtis**, New York, NY (US)

(73) Assignee: **Mars, Incorporated**, McLean, VA (US)

(**) Term: **14 Years**

(21) Appl. No.: **29/268,429**

(22) Filed: **Nov. 7, 2006**

Related U.S. Application Data

(63) Continuation of application No. 29/256,024, filed on Mar. 16, 2006, now abandoned.

(51) **LOC (8) Cl.** **07-01**

(52) **U.S. Cl.** **D7/309; D7/306; D7/311**

(58) **Field of Classification Search** D7/309-311,
D7/306-308; D20/4, 8; 99/279, 300, 304,
99/305, 293, 281, 280; 219/432; 222/129.1-129.4
See application file for complete search history.

(56) **References Cited**

U.S. PATENT DOCUMENTS

4,742,767	A	*	5/1988	Komatsu et al.	99/280
D369,268	S	*	4/1996	Assmann et al.	D7/309
D402,153	S	*	12/1998	Saltet	D7/309
D404,604	S	*	1/1999	Pochopien et al.	D7/309
D414,647	S	*	10/1999	Driscoll et al.	D7/309
D444,985	S	*	7/2001	Wu	D7/309
D445,627	S	*	7/2001	Naft et al.	D7/309
D447,903	S	*	9/2001	Lin	D7/309
D475,567	S	*	6/2003	Hsu	D7/309
D479,087	S	*	9/2003	Yao	D7/309

D479,088	S	*	9/2003	Yao	D7/309
D479,939	S	*	9/2003	Au	D7/309
D488,021	S	*	4/2004	Price et al.	D7/309
D501,352	S	*	2/2005	Lin	D7/309
D529,751	S	*	10/2006	Sumser et al.	D7/309
D530,139	S	*	10/2006	Lin	D7/309

OTHER PUBLICATIONS

U.S. Appl. No. 29/256,023, Daryl Harris, et. al.

* cited by examiner

Primary Examiner—M. N. Pandozzi

(74) *Attorney, Agent, or Firm*—Arent Fox LLC

(57) **CLAIM**

The ornamental design for a beverage brewing machine, as shown and described.

DESCRIPTION

FIG. 1 is a front side elevation view of a beverage brewing machine showing our new design;

FIG. 2 is a left side elevation view thereof;

FIG. 3 is a right side elevation view thereof;

FIG. 4 is a back side elevation view thereof;

FIG. 5 is a top plan view thereof;

FIG. 6 is a bottom plan view thereof;

FIG. 7 is a perspective view of the top, front side and left side view thereof; and,

FIG. 8 is a perspective view of the top, back side and right side view thereof.

1 Claim, 4 Drawing Sheets

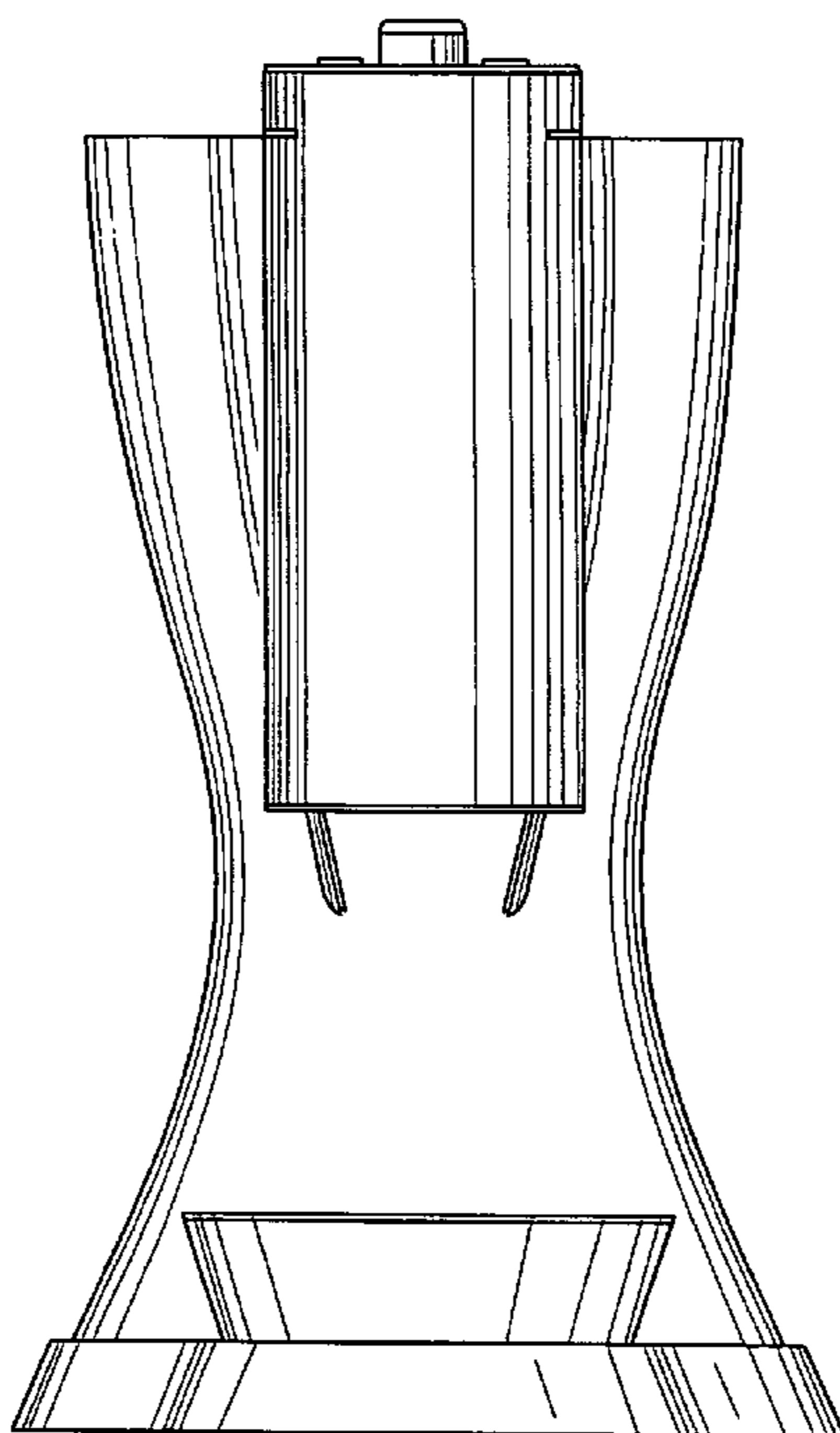


FIG. 2

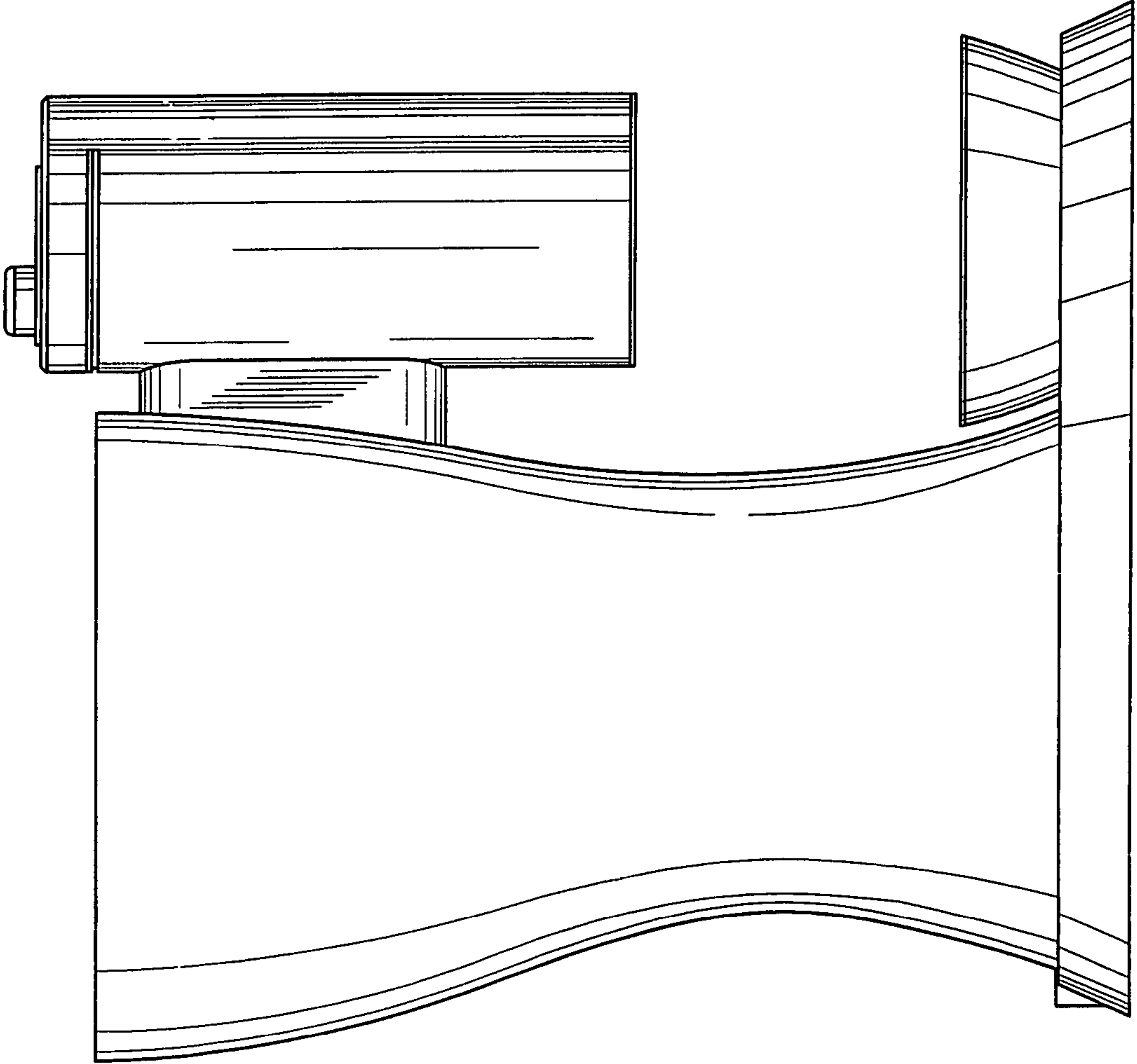


FIG. 1

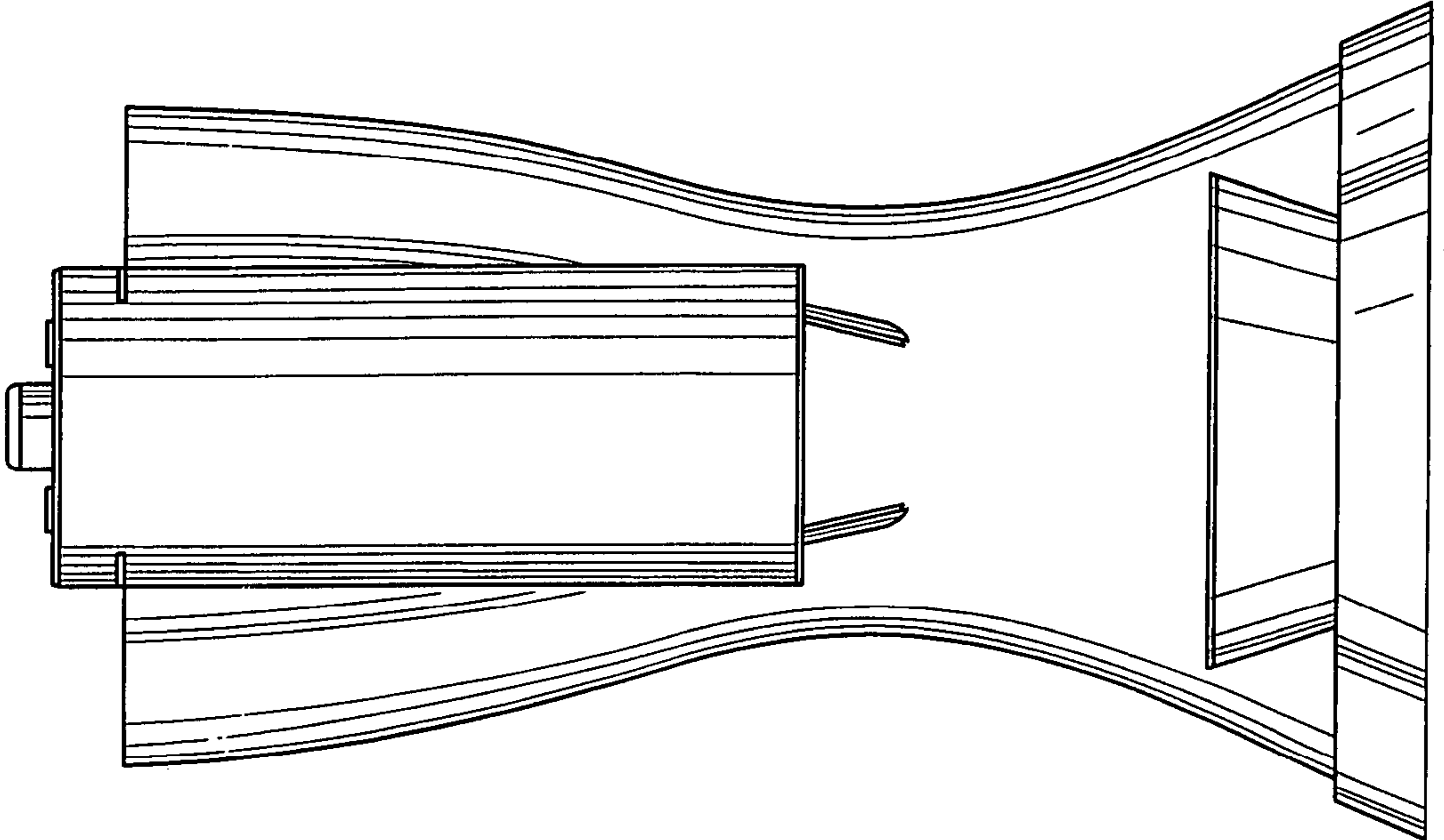


FIG. 4

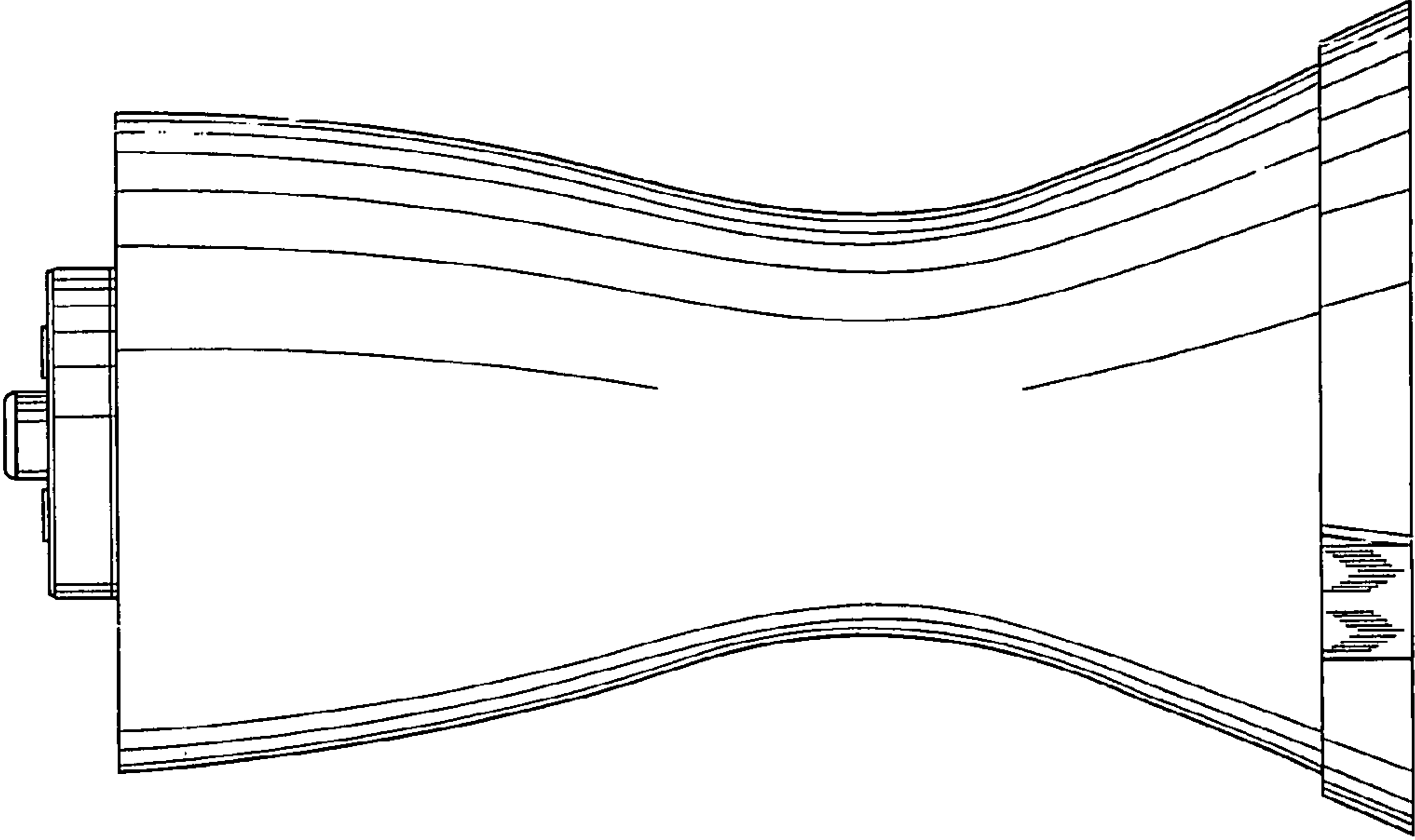


FIG. 3

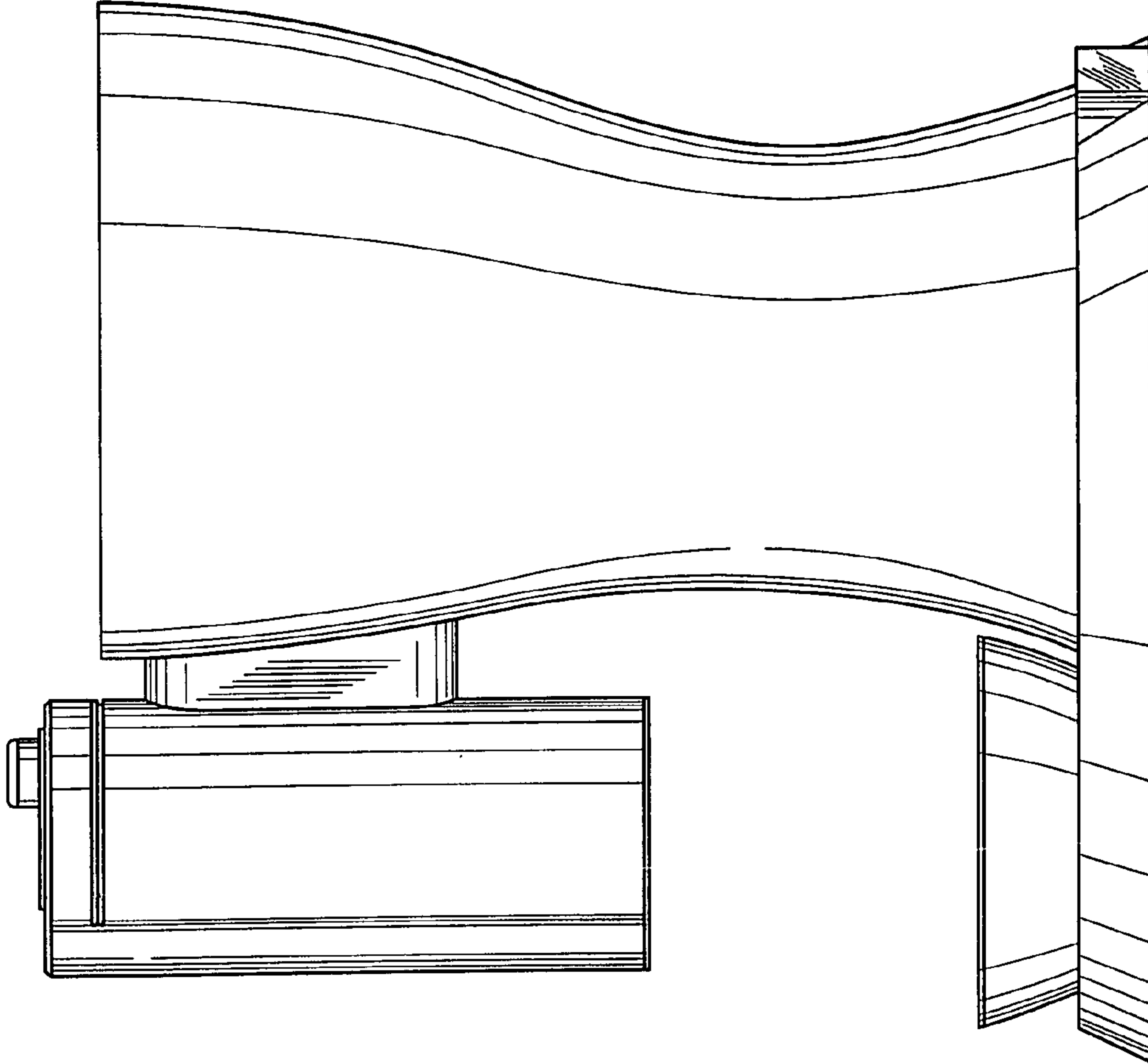


FIG. 6

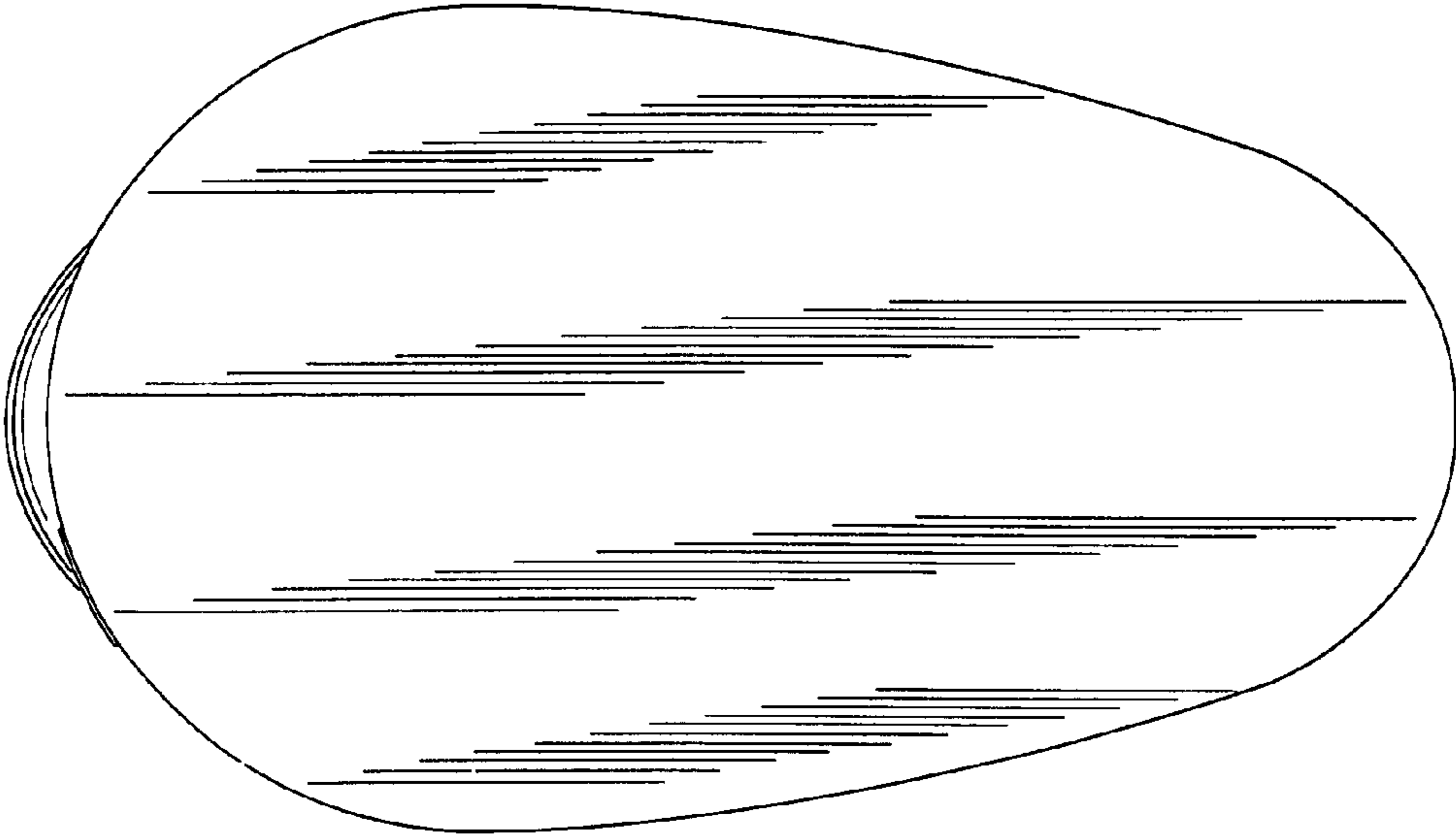


FIG. 5

