



US00D556494S

(12) **United States Design Patent** (10) **Patent No.:** **US D556,494 S**
Adachi et al. (45) **Date of Patent:** **** Dec. 4, 2007**

(54) **BEVERAGE SUPPLYING MACHINE**

(75) Inventors: **Katsuhiko Adachi**, Osaka-fu (JP);
Keizo Kashiwabara, Osaka-fu (JP)

(73) Assignee: **Sanyo Electric Co., Ltd.**, Osaka-fu (JP)

(**) Term: **14 Years**

(21) Appl. No.: **29/255,364**

(22) Filed: **Mar. 7, 2006**

(30) **Foreign Application Priority Data**

Sep. 8, 2005 (JP) 2005-025930

(51) **LOC (8) Cl.** **07-01**

(52) **U.S. Cl.** **D7/308; D7/307; D7/311**

(58) **Field of Classification Search** D7/300,
D7/309-311, 306-308, 305; 222/146.1,
222/169, 367; 99/284, 280, 293, 298 R,
99/295, 300

See application file for complete search history.

(56) **References Cited**

U.S. PATENT DOCUMENTS

D242,084 S * 10/1976 Moreton D7/311
D298,400 S * 11/1988 Frech D7/308
D298,401 S * 11/1988 Frech D7/308
D309,842 S * 8/1990 Frech D7/308
D346,717 S * 5/1994 Geiger D7/309
D395,976 S * 7/1998 Seiffert et al. D7/309

D413,757 S * 9/1999 Vigner Munoz D7/309
D445,292 S * 7/2001 Sowden D7/309
D455,596 S * 4/2002 Boos D7/309
D489,213 S * 5/2004 Cunha et al. D7/307
D514,370 S * 2/2006 Jacques D7/309
D523,279 S * 6/2006 Zemp D7/309
D526,524 S * 8/2006 Jordana D7/309
D526,828 S * 8/2006 Jordana D7/309
D528,578 S * 9/2006 Yasutomi D16/202

* cited by examiner

Primary Examiner—M. N. Pandozzi

(74) *Attorney, Agent, or Firm*—Weingarten, Schurgin,
Gagnebin & Lebovici LLP

(57) **CLAIM**

The ornamental design for beverage supplying machine, as shown.

DESCRIPTION

FIG. 1 is a perspective view thereof looking from the right-side upper direction of beverage supplying machine;

FIG. 2 is a front view thereof;

FIG. 3 is a right-side view thereof;


FIG. 4 is a left-side view thereof;

FIG. 5 is a rear view thereof;

FIG. 6 is a top view thereof; and,

FIG. 7 is a bottom view thereof.

1 Claim, 6 Drawing Sheets






Fig. 1

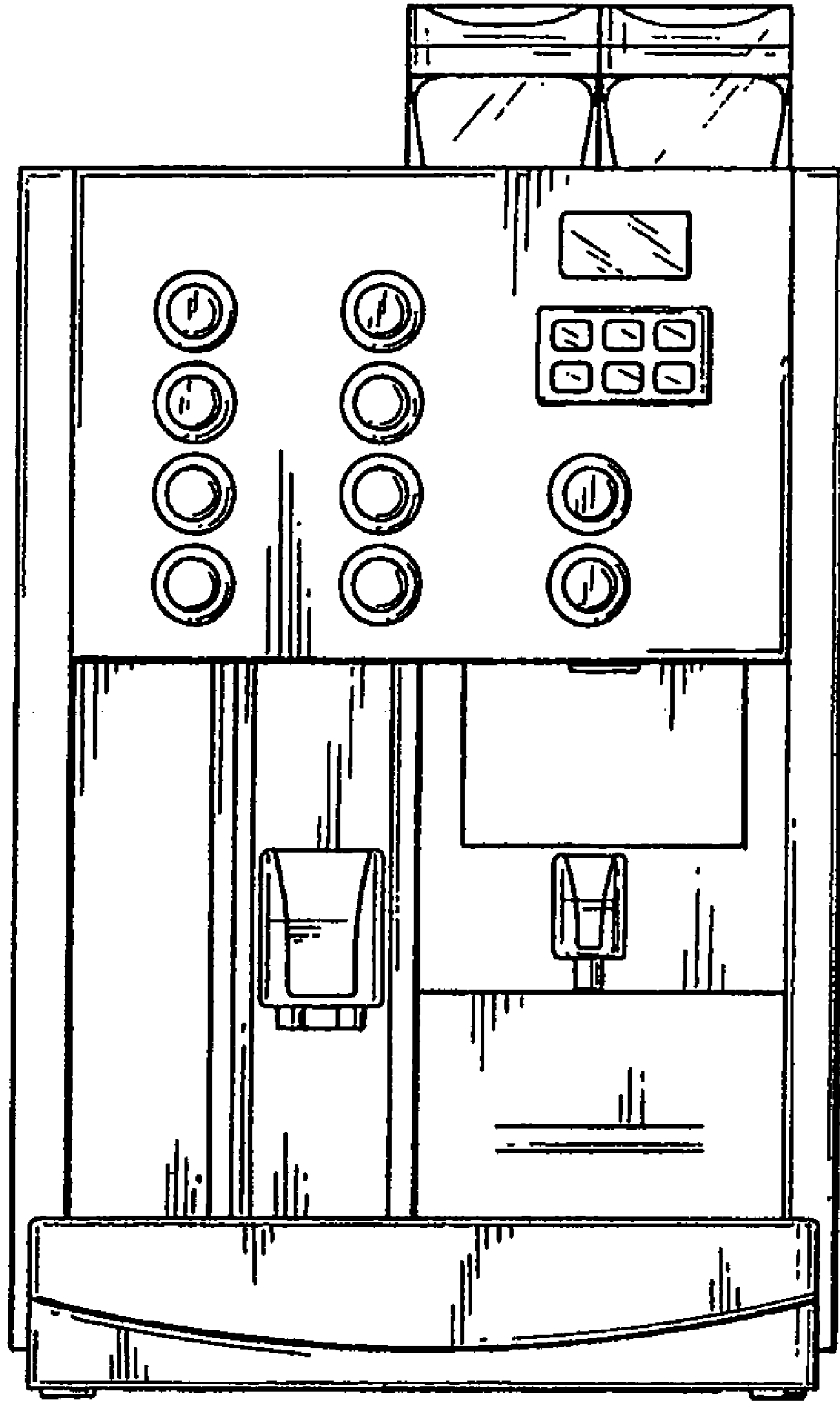


Fig. 2

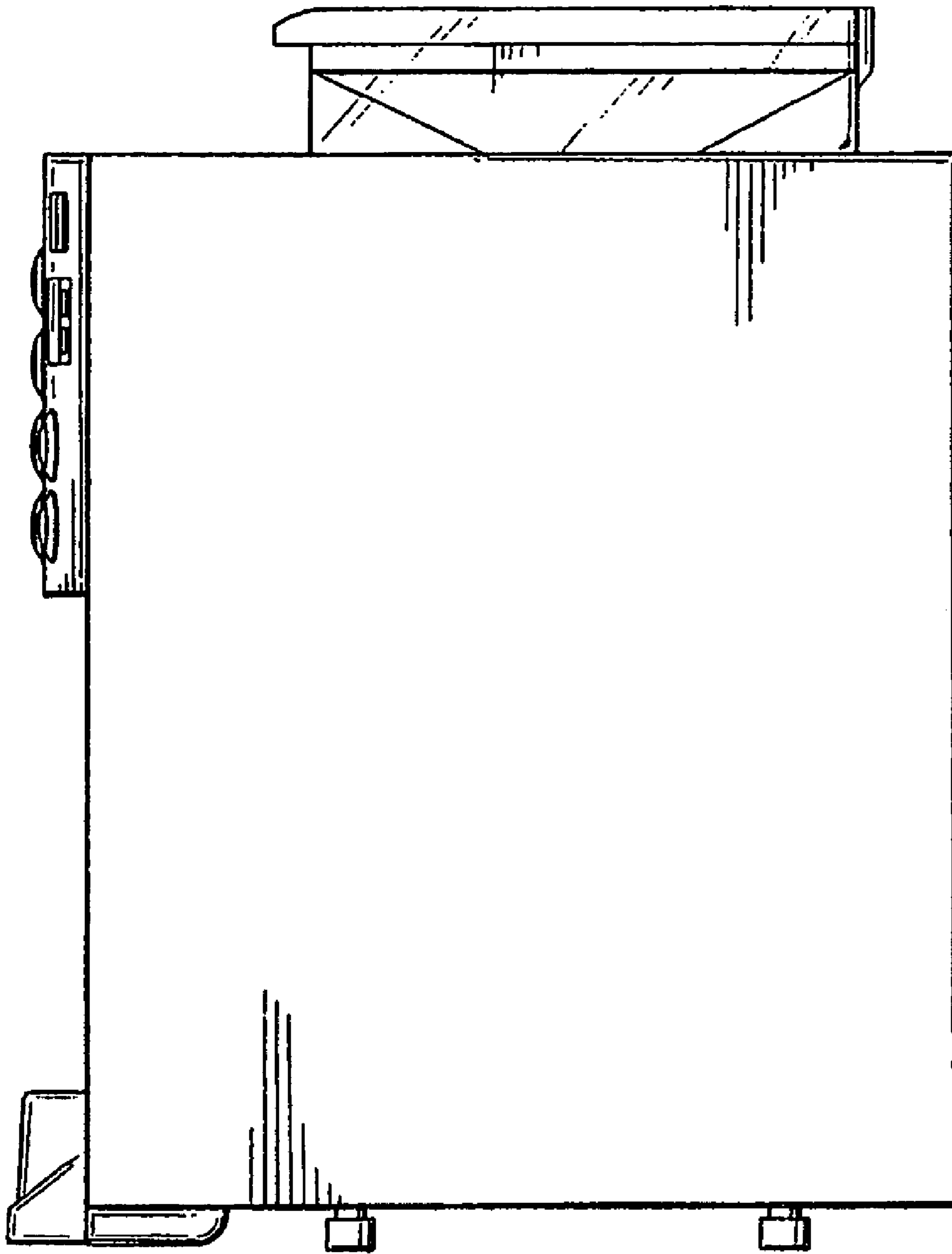


Fig. 3

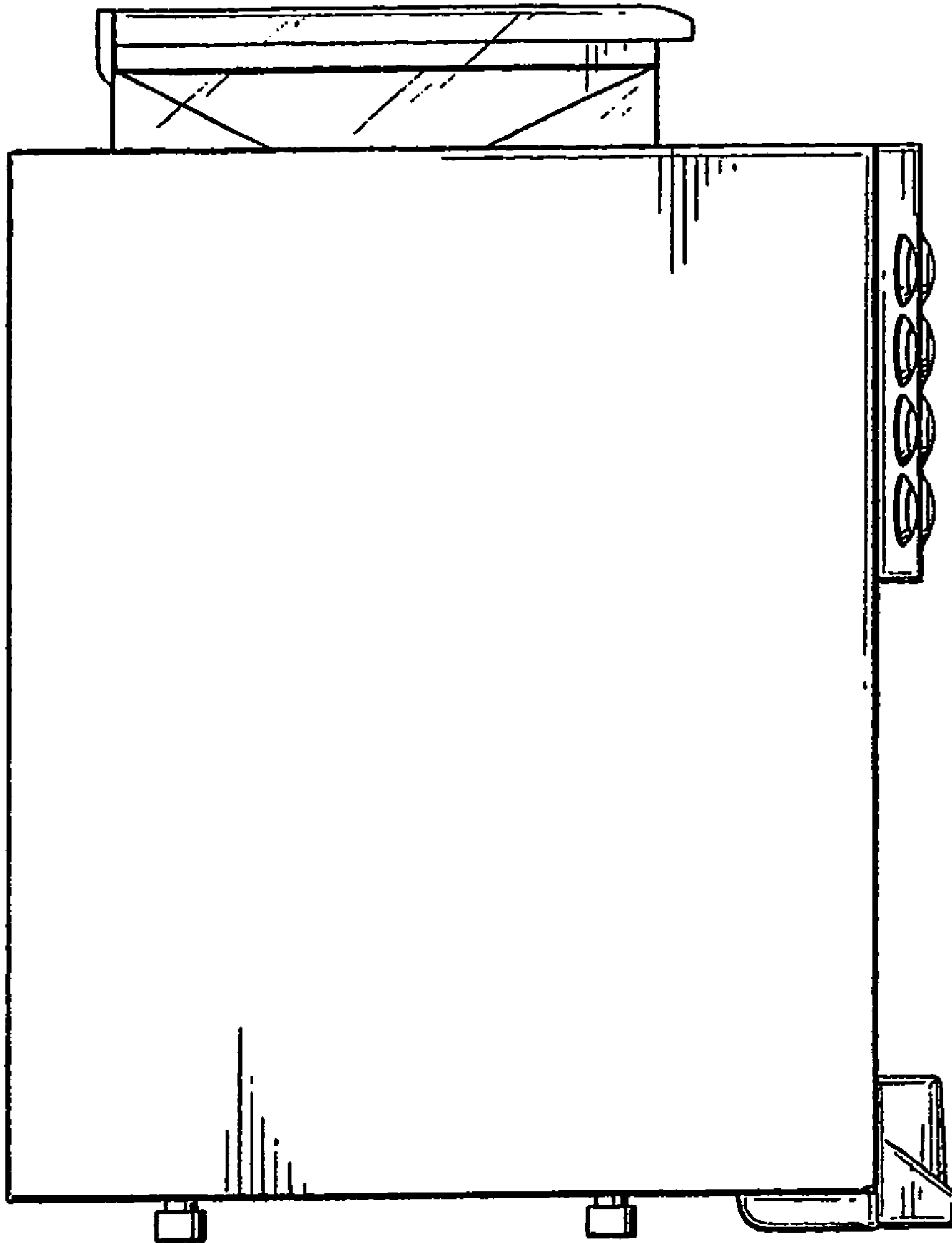


Fig. 4




Fig. 5

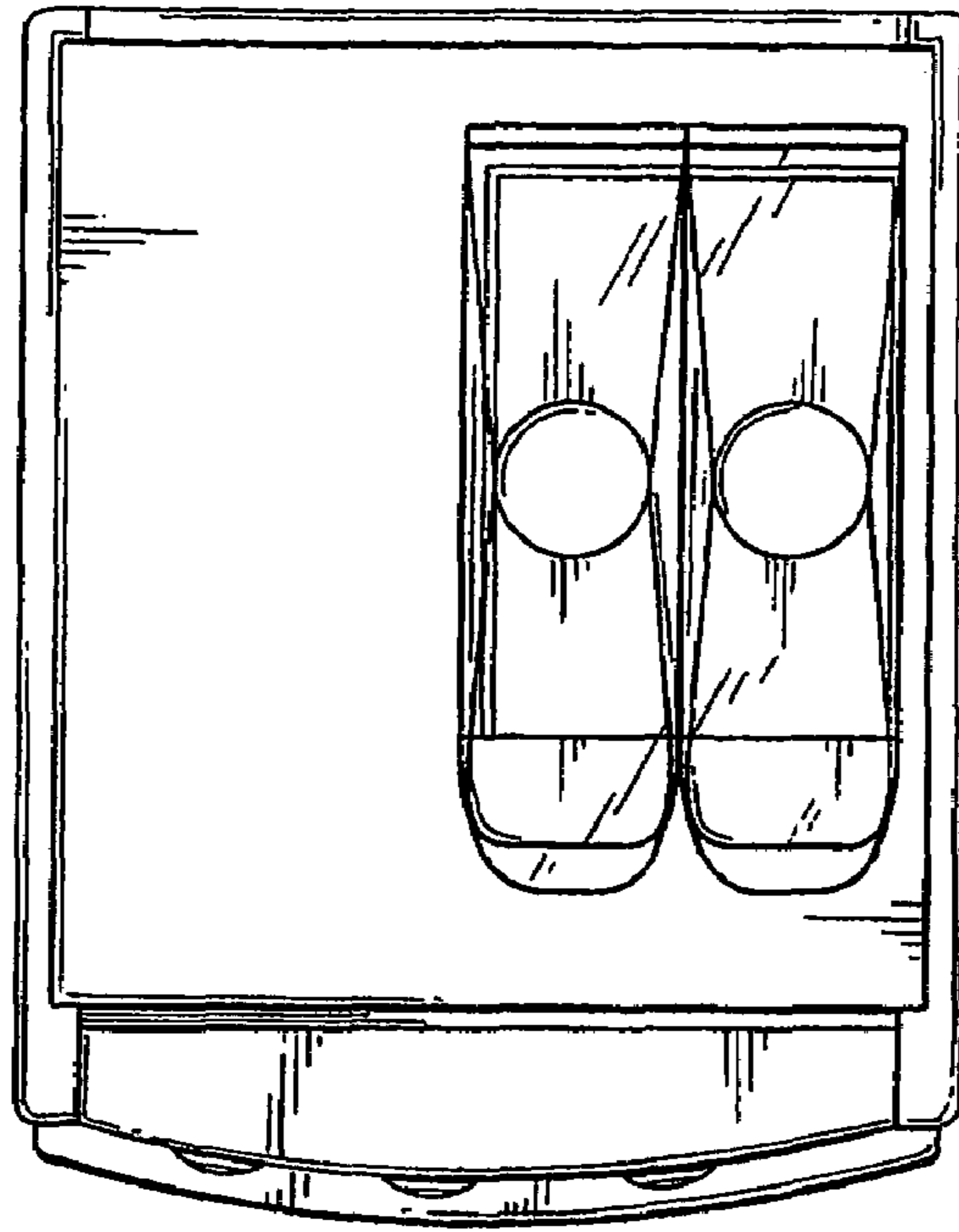


Fig. 6

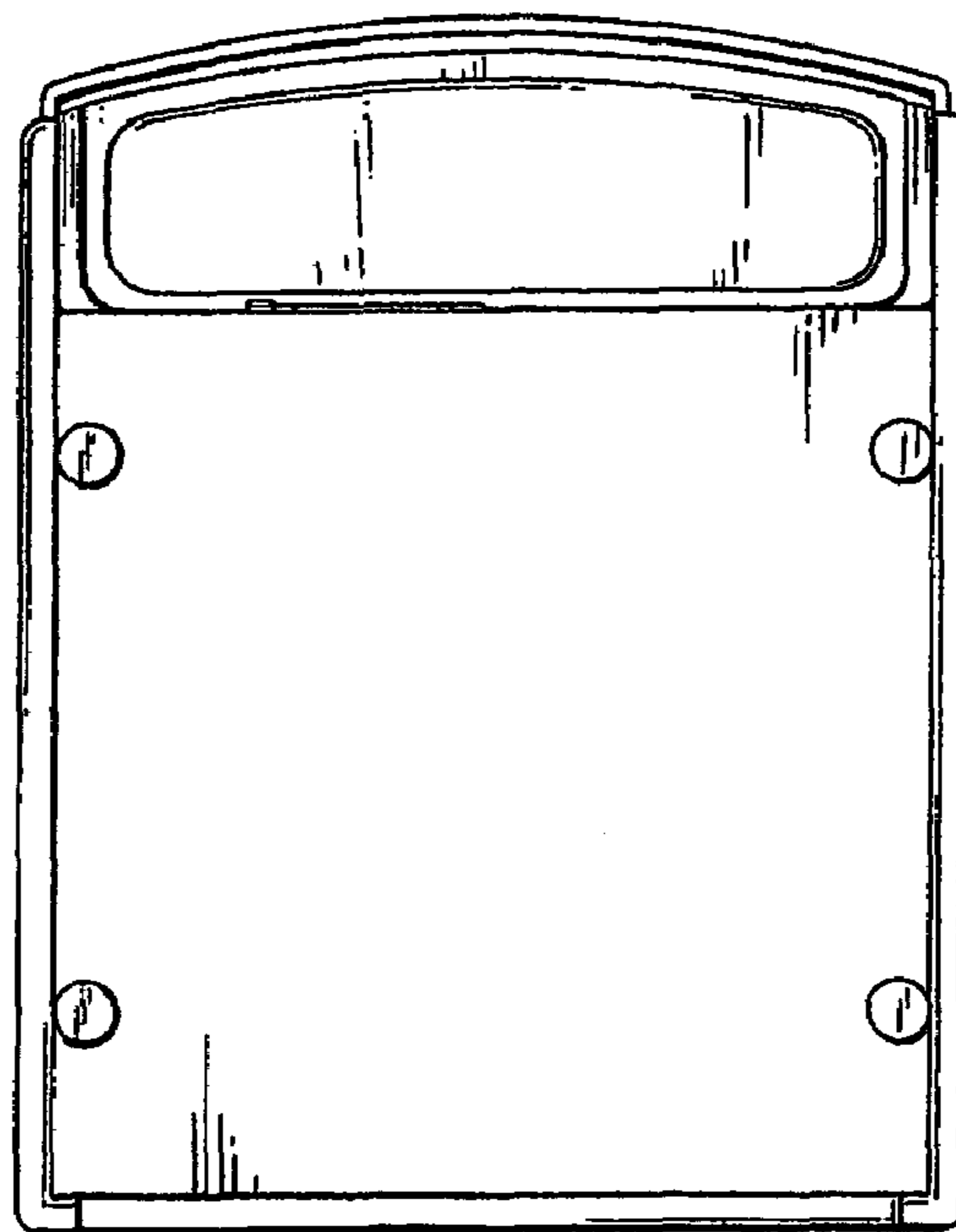


Fig. 7