



US00D556488S

(12) **United States Design Patent**
Boutin

(10) **Patent No.:** **US D556,488 S**

(45) **Date of Patent:** **** Dec. 4, 2007**

(54) **SERPENTINE STORAGE**

(75) Inventor: **Christelle Boutin**, Bressuire (FR)

(73) Assignee: **Wesco Company S.A.**, Cerizay (FR)

(**) Term: **14 Years**

(21) Appl. No.: **29/263,054**

(22) Filed: **Jul. 13, 2006**

(51) **LOC (8) Cl.** **06-04**

(52) **U.S. Cl.** **D6/567**

(58) **Field of Classification Search** D6/512-514,
D6/553-574; 211/10, 13.1, 85.4, 85.13,
211/71.01, 86.01, 87.01; 206/730, 734, 223,
206/570, 286, 288

See application file for complete search history.

(56) **References Cited**

U.S. PATENT DOCUMENTS

D337,467 S *	7/1993	Schmidt	D6/570
D358,253 S *	5/1995	Wong	D6/570
D392,806 S *	3/1998	Lee	D6/553
D402,840 S *	12/1998	Servis	D6/553

D416,734 S *	11/1999	Lannon et al.	D6/553
D429,897 S *	8/2000	Rogman et al.	D6/571
D484,726 S *	1/2004	Bendel	D6/571
D542,582 S *	5/2007	Stafford et al.	D6/553

* cited by examiner

Primary Examiner—Brian N Vinson

(74) *Attorney, Agent, or Firm*—Horst M. Kasper

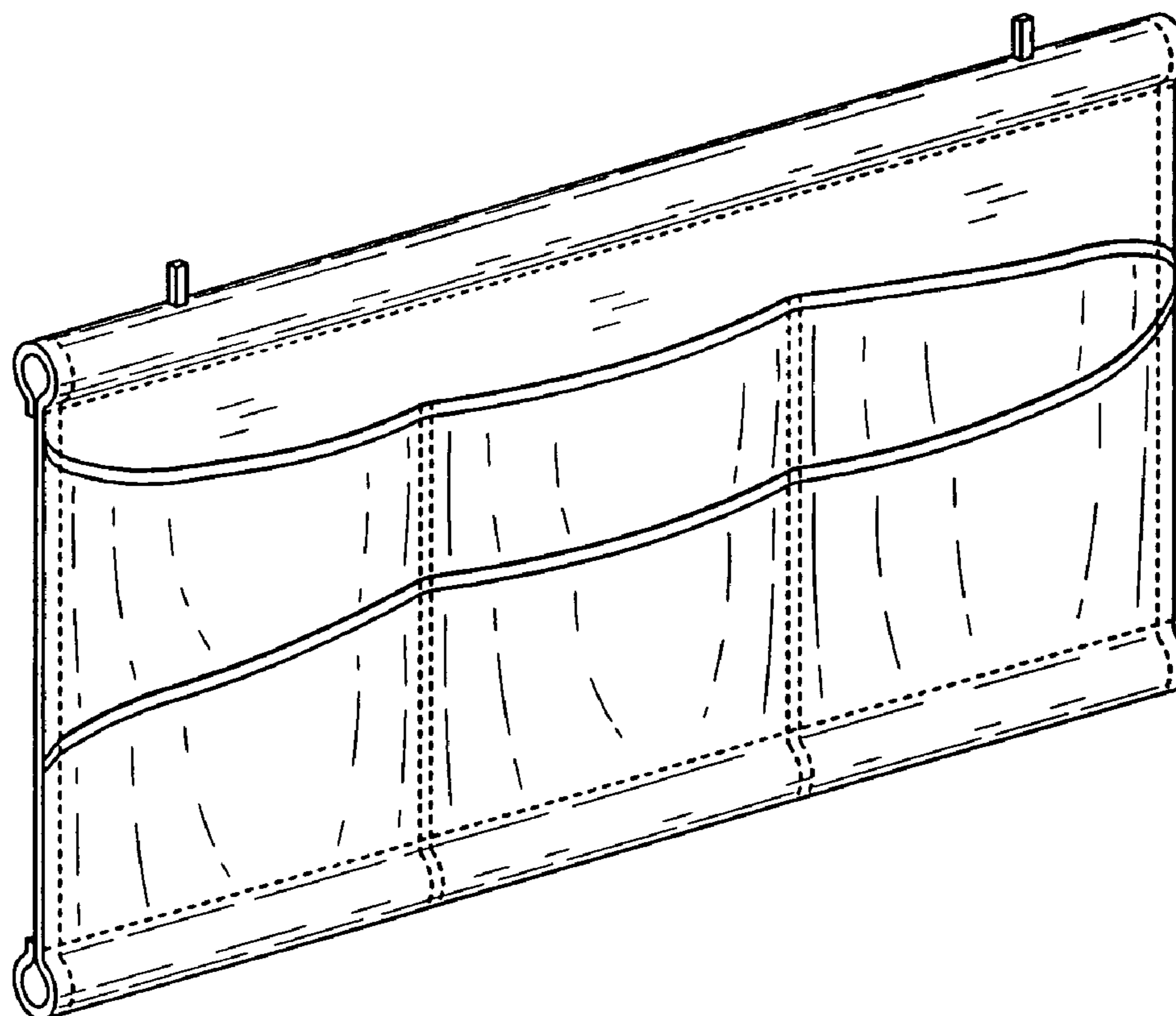
(57) **CLAIM**

The design for serpentine storage, as shown and described.

DESCRIPTION

FIG. 1 is a front view of serpentine storage;
 FIG. 2 is a top plan view thereof;
 FIG. 3 is a bottom plan view thereof;
 FIG. 4 is a right side elevational view thereof;
 FIG. 5 is a left side elevational view thereof;
 FIG. 6 is a rear side elevational view thereof; and,
 FIG. 7 is a perspective view thereof.

1 Claim, 2 Drawing Sheets



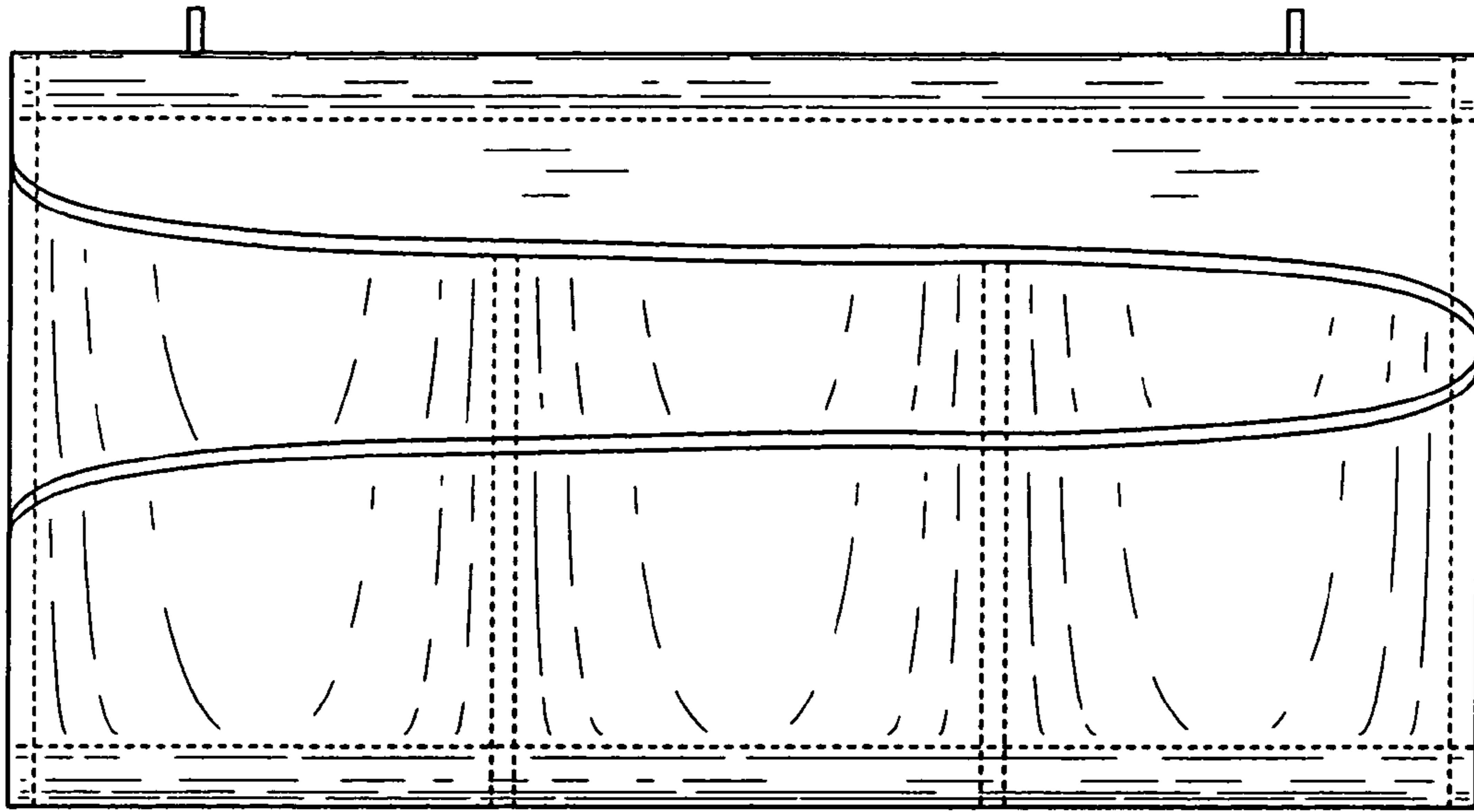


Fig.1




Fig.2




Fig.3



Fig.4



Fig.5

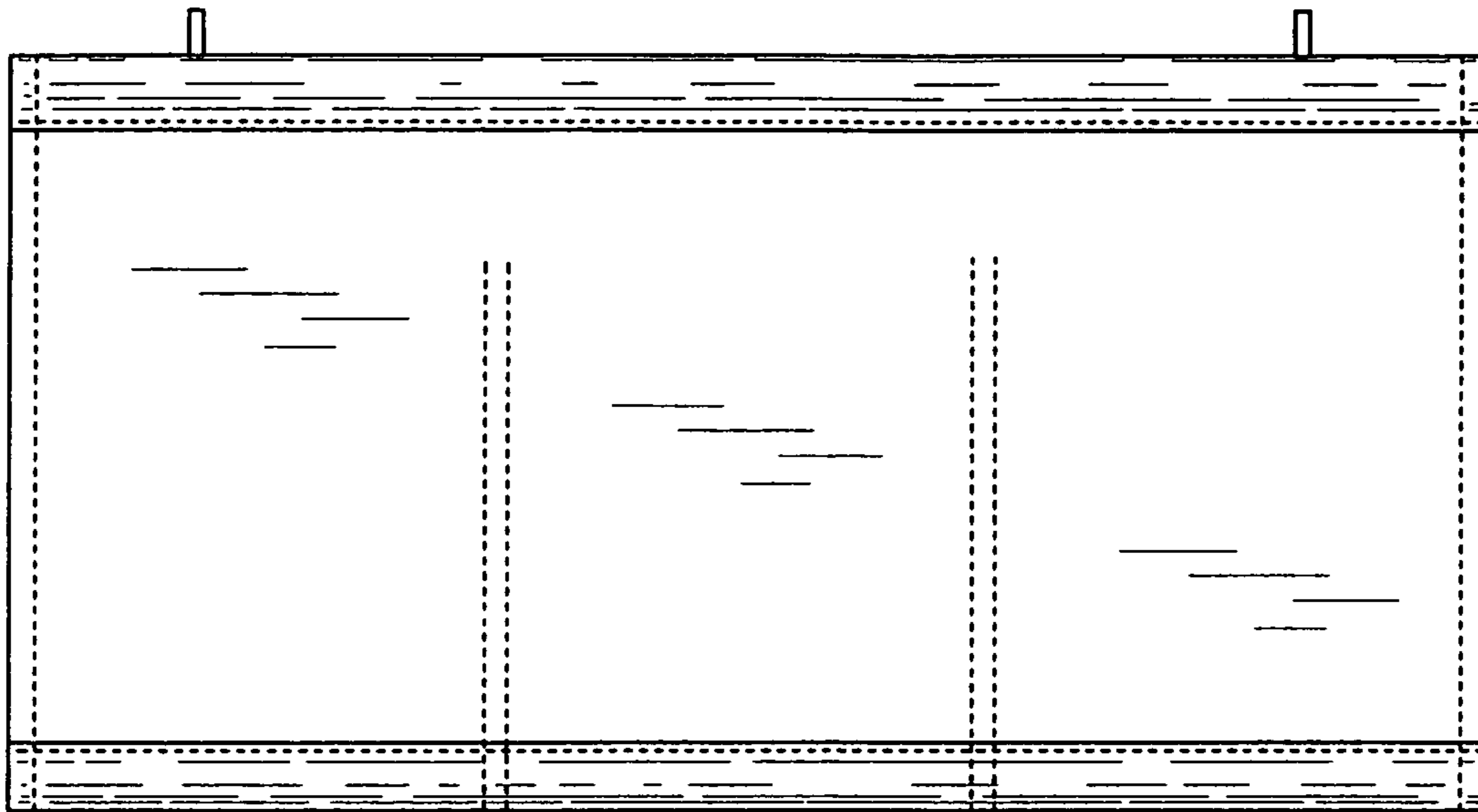


Fig. 6

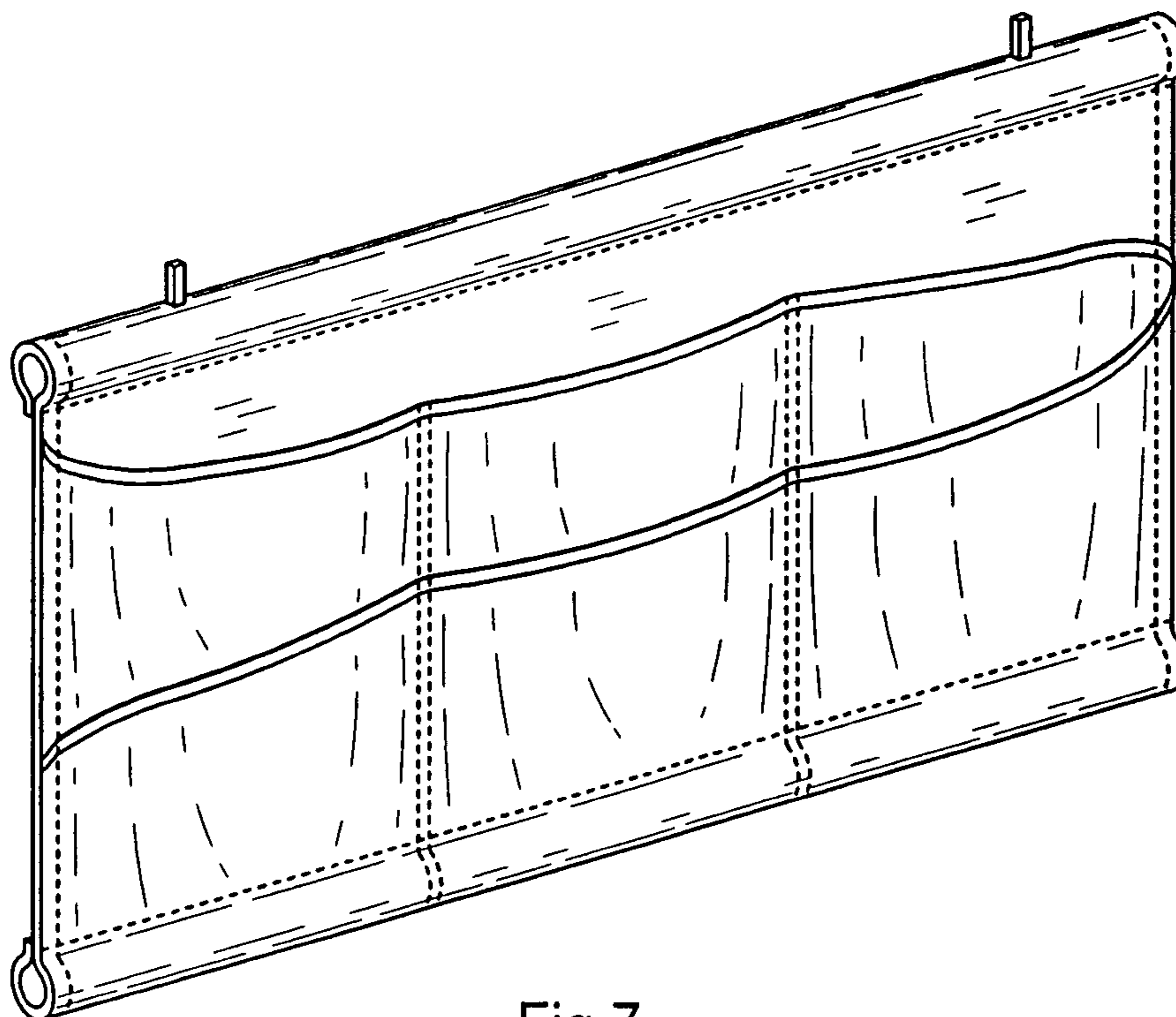


Fig. 7