



US00D556458S

(12) **United States Design Patent**  
**Lanz**

(10) **Patent No.:** **US D556,458 S**

(45) **Date of Patent:** **\*\* Dec. 4, 2007**

(54) **PAINTBRUSH HOLDER TOOL FOR EXTENSION POLES**

D499,954 S \* 12/2004 Brushaber ..... D8/355

(76) Inventor: **Donald D. Lanz**, 15657 S. Neibur Rd., Oregon City, OR (US) 97045

\* cited by examiner

*Primary Examiner*—Holly H. Baynham  
(74) *Attorney, Agent, or Firm*—Olson & Olson

(\*\*) Term: **14 Years**

(21) Appl. No.: **29/264,811**

(57) **CLAIM**

(22) Filed: **Aug. 18, 2006**

The ornamental design for a paintbrush holder tool for extension poles, as shown and described.

(51) **LOC (8) Cl.** ..... **04-99**

**DESCRIPTION**

(52) **U.S. Cl.** ..... **D4/199**

(58) **Field of Classification Search** ..... D8/355;  
D4/199; 248/289.11, 124.1, 276.1, 284.1,  
248/113; 15/144.1–144.4, 145–146; 16/110.1,  
16/427

FIG. 1 is a bottom front perspective view of a paintbrush holder tool showing my new design.

FIG. 2 is a side elevational view thereof;

FIG. 3 is a bottom plan view thereof;

FIG. 4 is a rear elevational view thereof;

FIG. 5 is a top plan view as viewed from the bottom in FIG. 4.

See application file for complete search history.

FIG. 6 is an end elevational view as viewed from the left of FIG. 4; and,

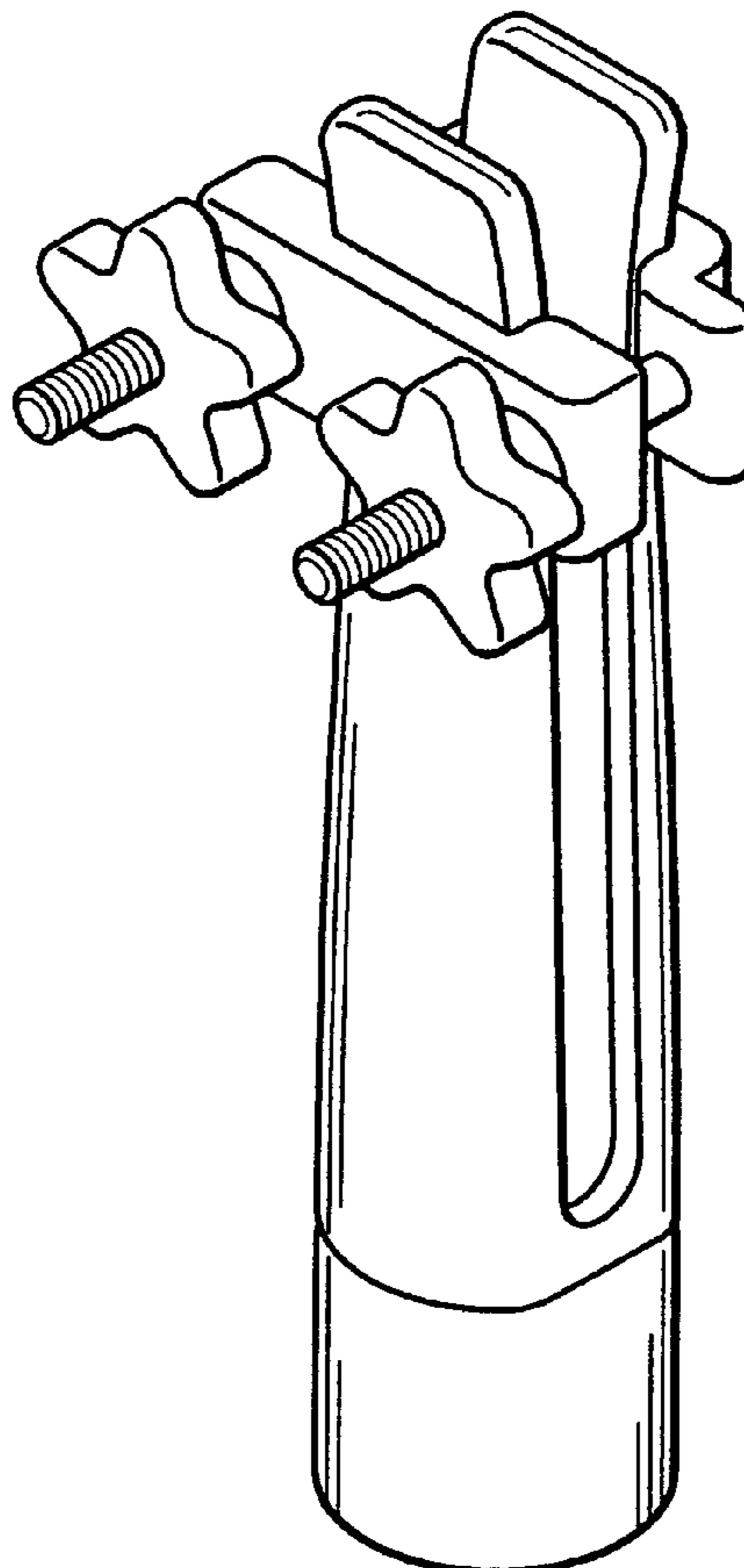
FIG. 7 is an opposite end elevational view as viewed from the right of FIG. 2.

(56) **References Cited**

**U.S. PATENT DOCUMENTS**

2,454,474	A *	11/1948	Nance	.....	248/113
2,469,050	A *	5/1949	Mygas	.....	15/144.1
3,319,280	A *	5/1967	Trachsler	.....	15/146
D299,693	S *	2/1989	Wick	.....	D8/396
D396,755	S *	8/1998	Lennox	.....	D4/199
D456,147	S *	4/2002	Anderson	.....	D4/199

**1 Claim, 2 Drawing Sheets**



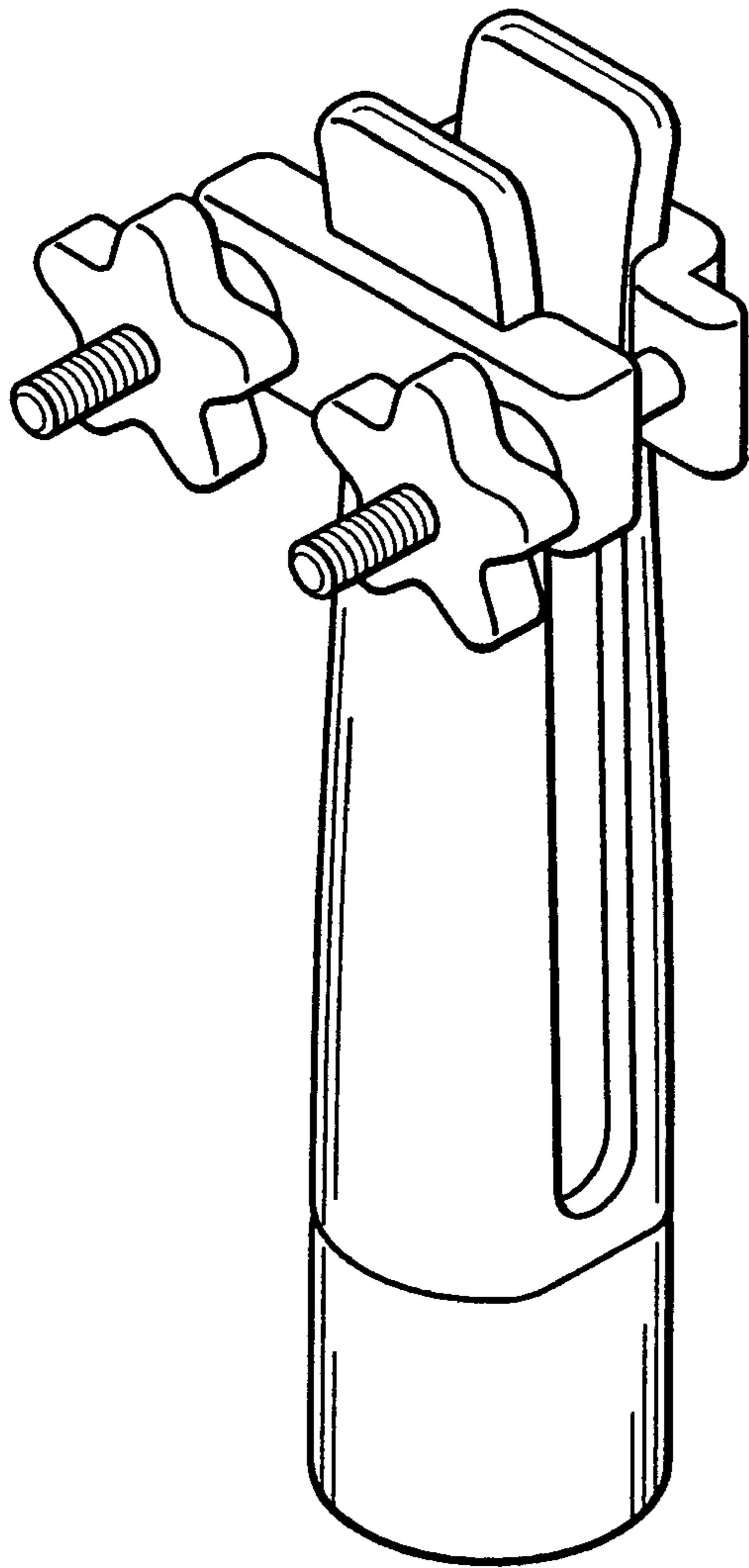


FIG. 1

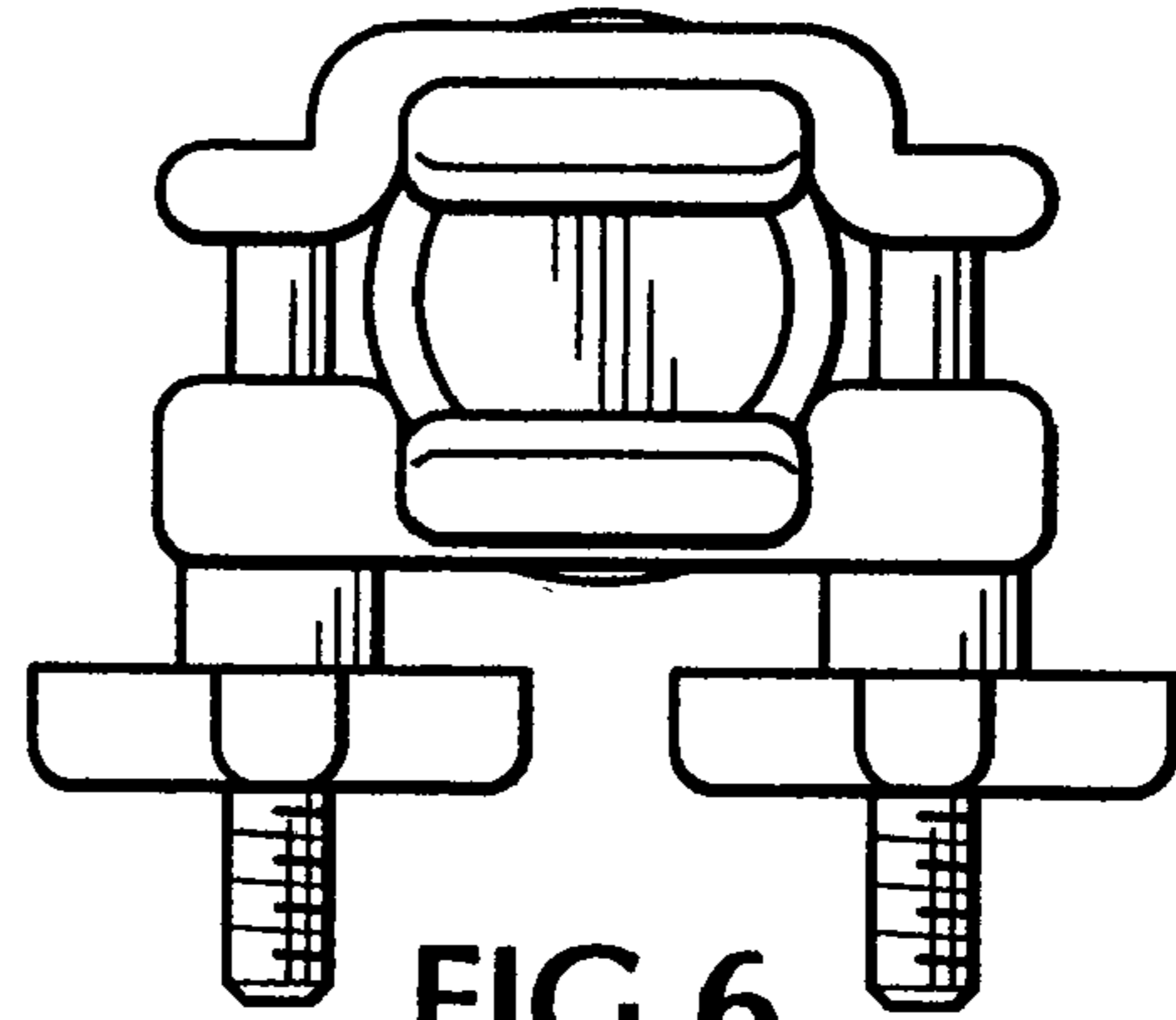


FIG. 6

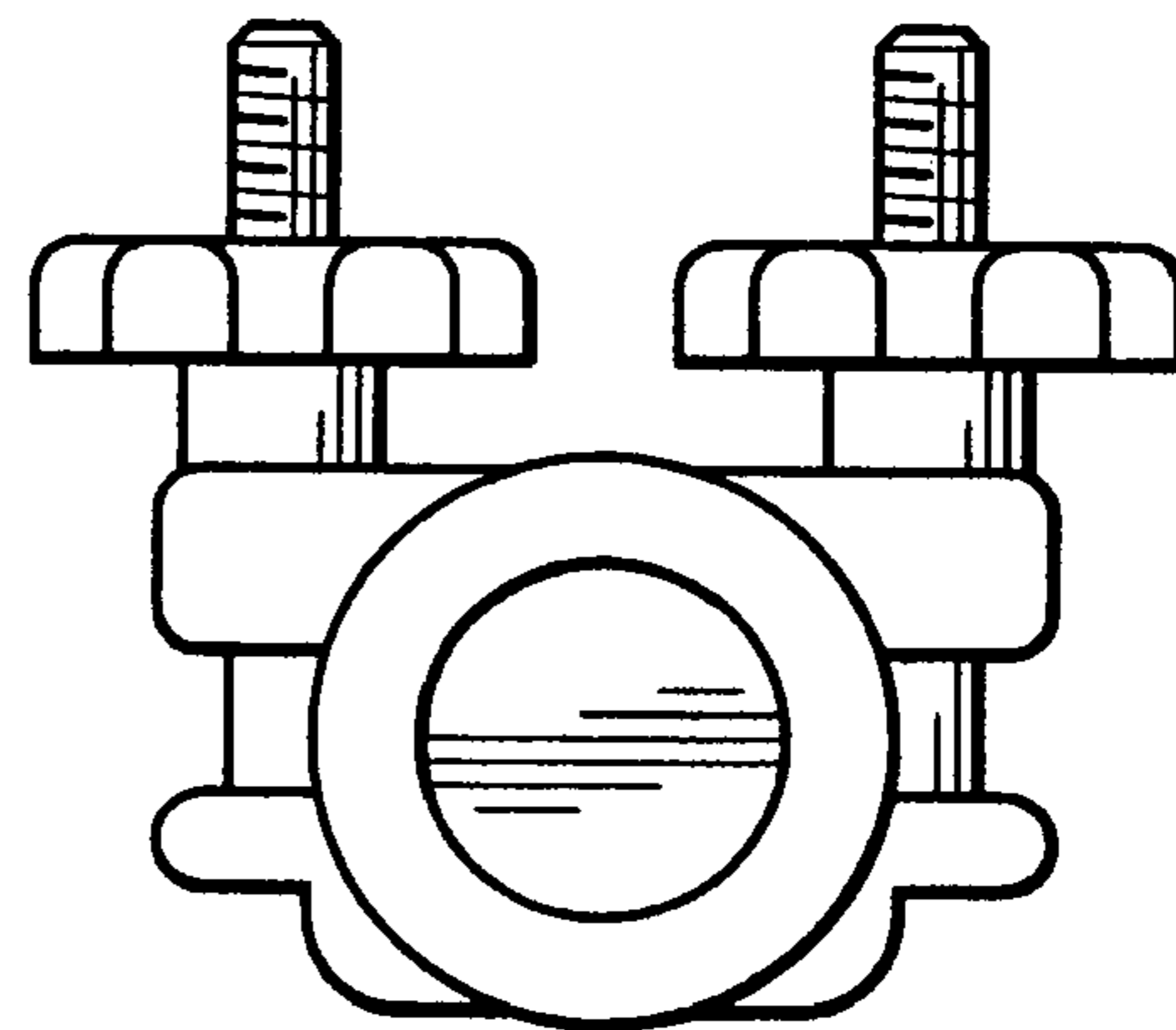


FIG. 7

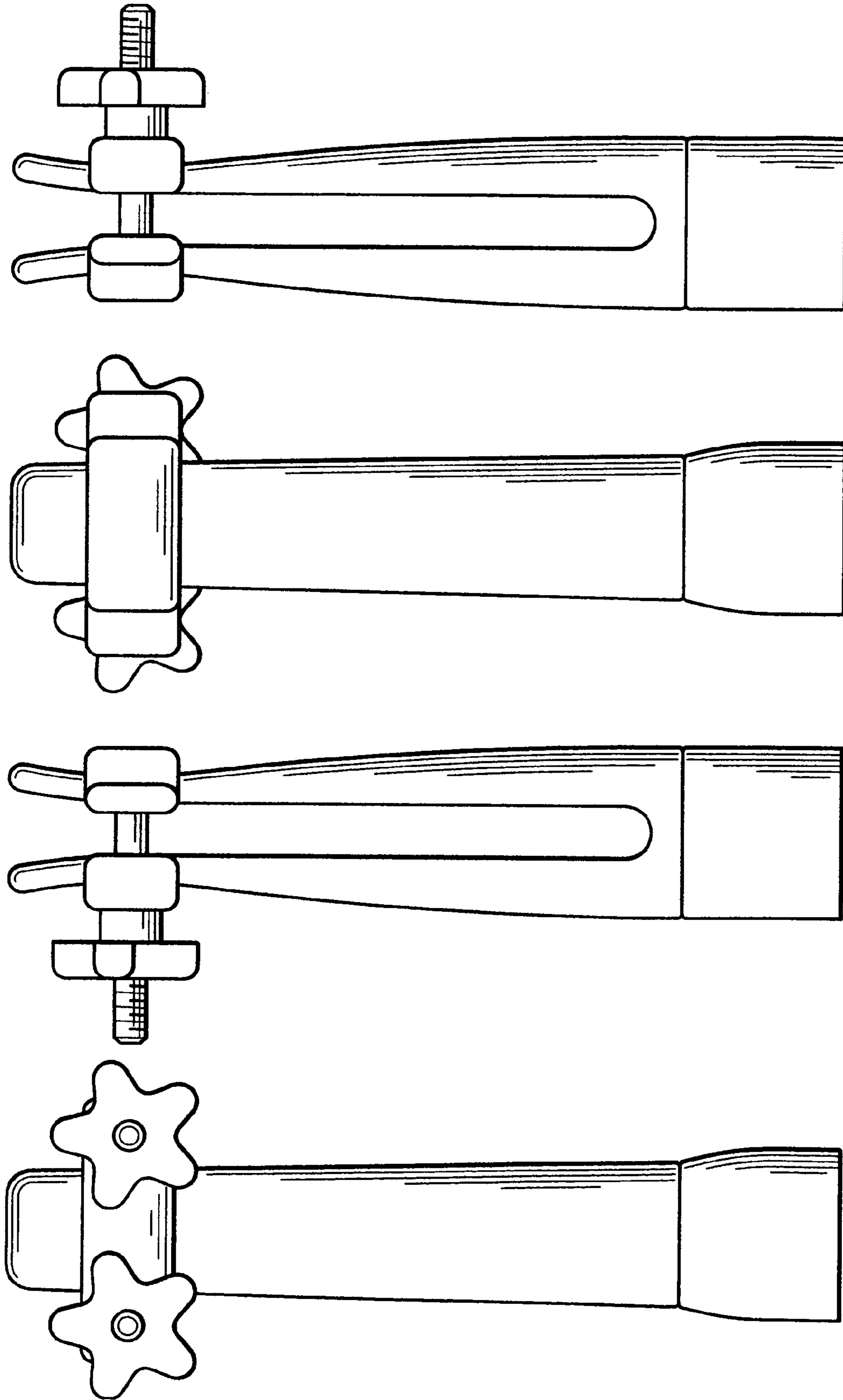


FIG. 5

FIG. 4

FIG. 3

FIG. 2