



US00D556454S

(12) **United States Design Patent**
Wong

(10) **Patent No.:** **US D556,454 S**

(45) **Date of Patent:** **** Dec. 4, 2007**

(54) **TOOTH BRUSH**

(75) Inventor: **Tommy Kim Ming Wong**, Hong Kong (CN)

(73) Assignee: **Tung Fat Brush Manufactory Limited**, Hong Kong (CN)

(**) Term: **14 Years**

(21) Appl. No.: **29/250,020**

(22) Filed: **Oct. 31, 2006**

(30) **Foreign Application Priority Data**

Aug. 21, 2006 (HK) 0602208

(51) **LOC (8) Cl.** **04-02**

(52) **U.S. Cl.** **D4/108; D4/121**

(58) **Field of Classification Search** D4/104-112,
D4/114, 121, 134, 138; 15/167.1, 167.2,
15/184, 185; 132/308, 309, 311; 401/183,
401/184, 272, 278

See application file for complete search history.

(56) **References Cited**

U.S. PATENT DOCUMENTS

D136,566 S * 10/1943 Watt D4/108
2,512,935 A * 6/1950 Hansen 132/311
D421,679 S * 3/2000 Armstrong D4/108

FOREIGN PATENT DOCUMENTS

FR 2480169 A1 * 12/2003

OTHER PUBLICATIONS

Pa Shui Industries (China) Co. Ltd. Travel Toothbrush Model No. TB-103. Hong Kong Enterprise [online], vol. 1, 2005, Cosmetic and

Toiletry Category, p. 78 [retrieved from Jun. 21, 2007]. Retrieved from the Internet: <URL: http://emag.hkenterprise.com>.*

* cited by examiner

Primary Examiner—Cathron C. Brooks

Assistant Examiner—Lavone D. Tabor

(74) *Attorney, Agent, or Firm*—William J. Sapone; Coleman Sudol Sapone P.C.

(57) **CLAIM**

The ornamental design for a tooth brush, as shown and described.

DESCRIPTION

FIG. 1 is a front view of the article in a stored configuration.

FIG. 2 is a right side view of the article in a stored configuration.

FIG. 3 is a bottom view of the article in a stored configuration.

FIG. 4 is a rear view of the article in a stored configuration.

FIG. 5 is a top view of the article in a stored configuration.

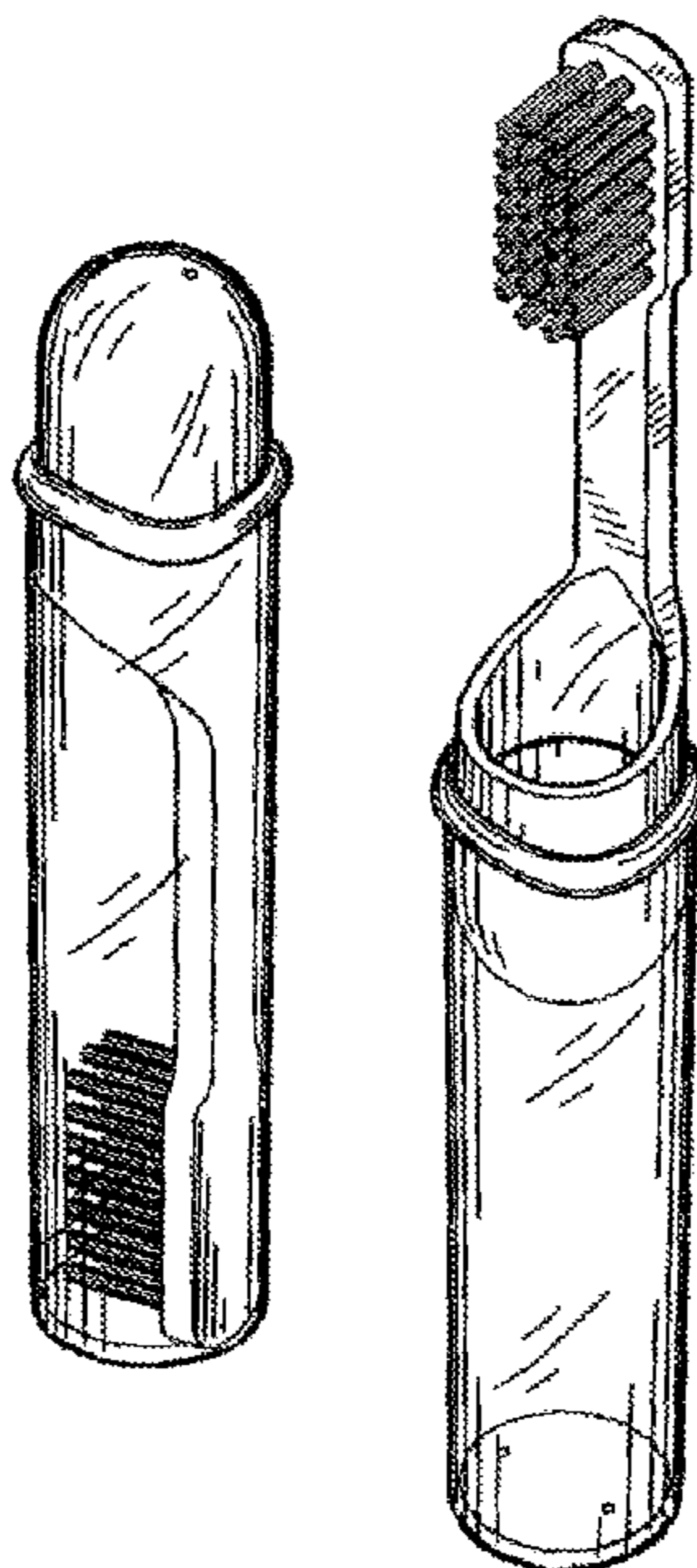
FIG. 6 is a left side view of the article in a stored configuration.

FIG. 7 is a perspective view of the article in a stored configuration; and,

FIG. 8 is a perspective view of the article in an in use configuration.

If portions of the structures shown in the drawings include broken lines, such portions represent environment(s) in which the claimed design may be used.

1 Claim, 3 Drawing Sheets



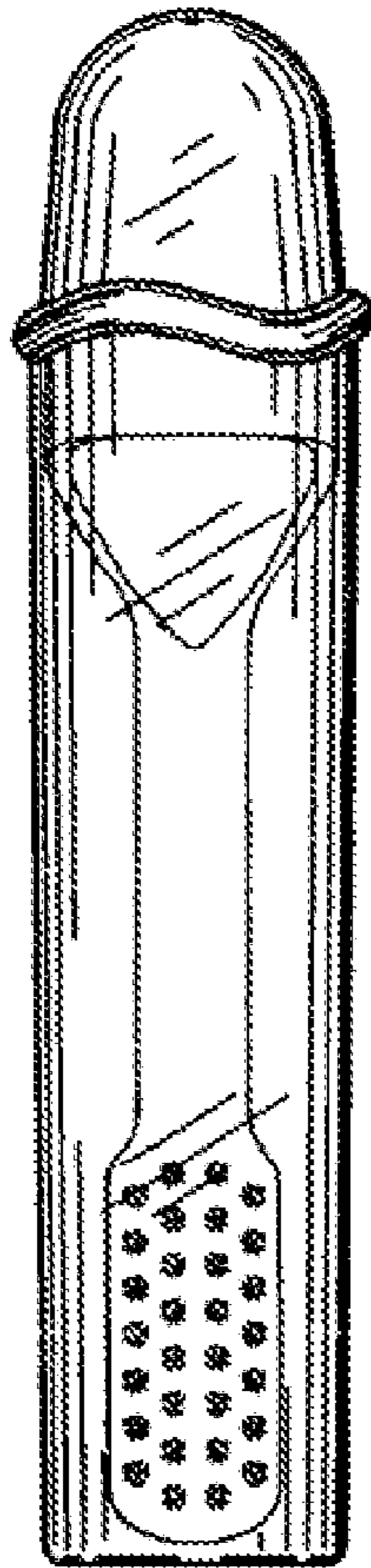


Fig. 1




Fig. 2




Fig. 3

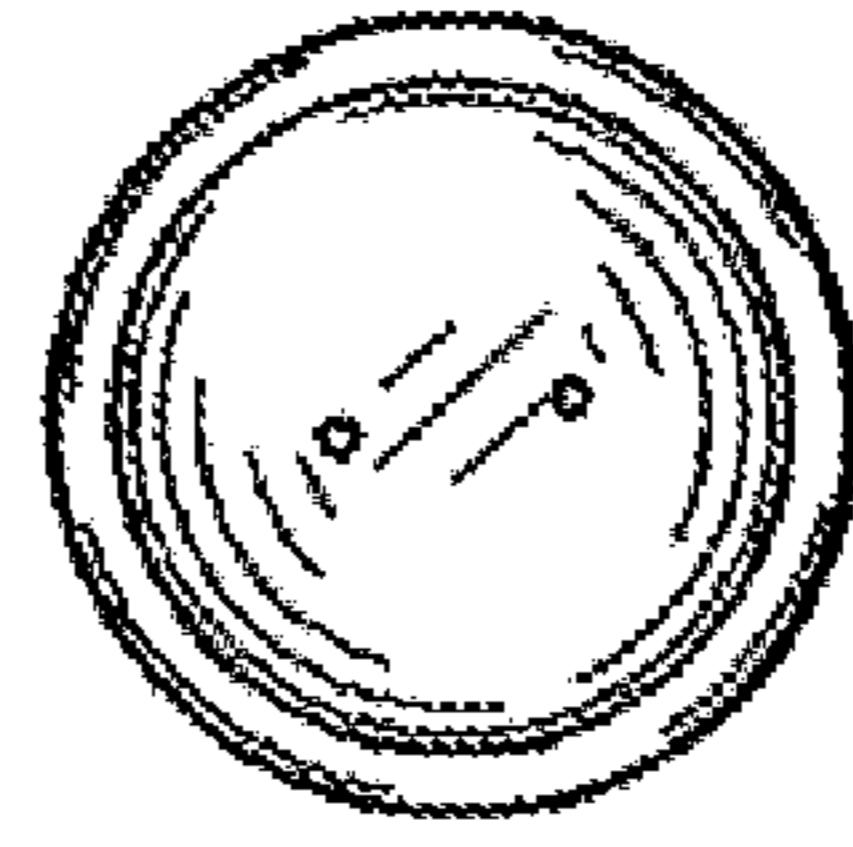


Fig. 5

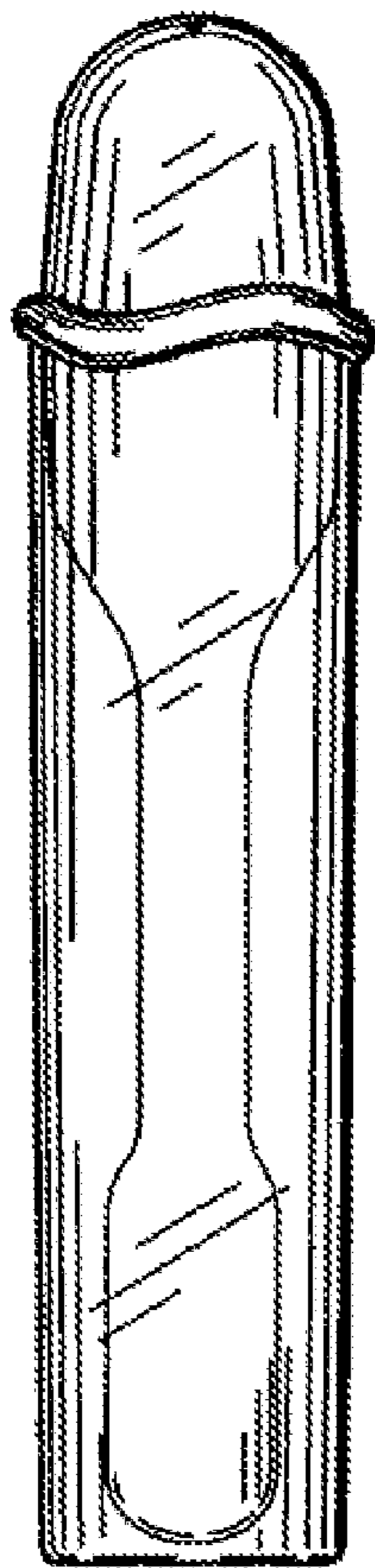


Fig. 4

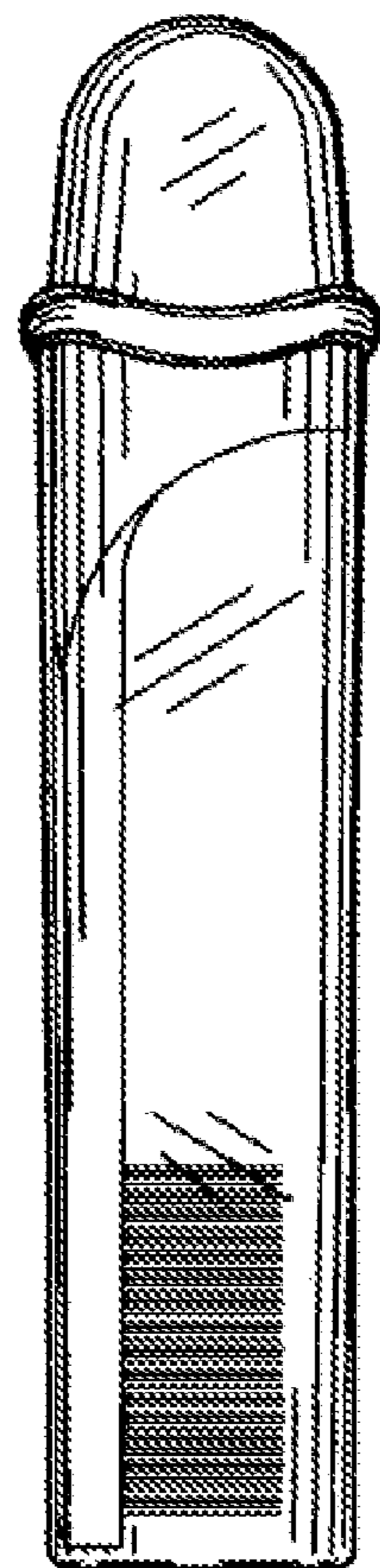


Fig. 6

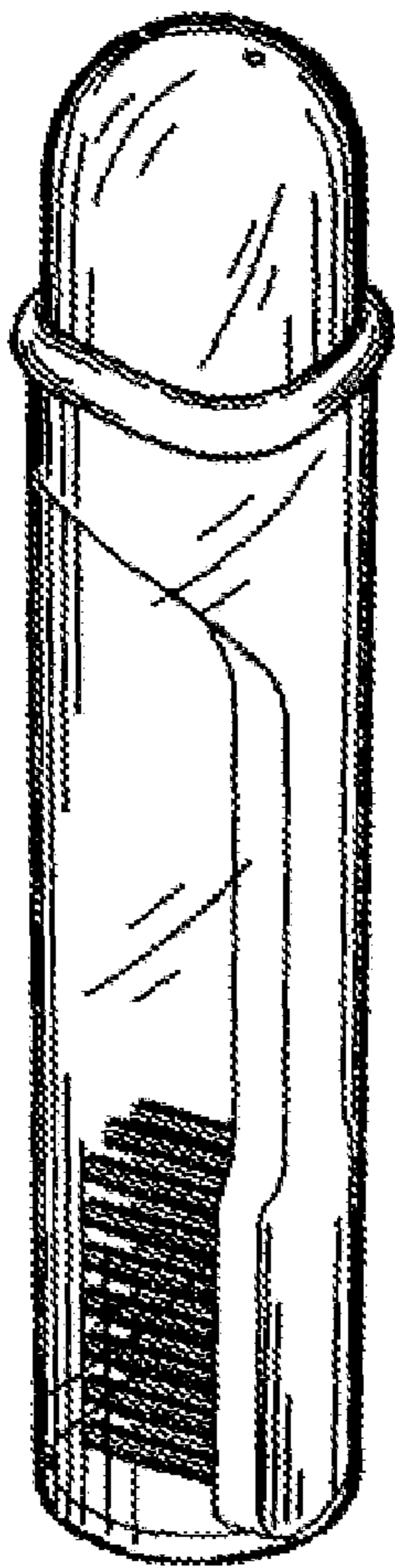


Fig. 7

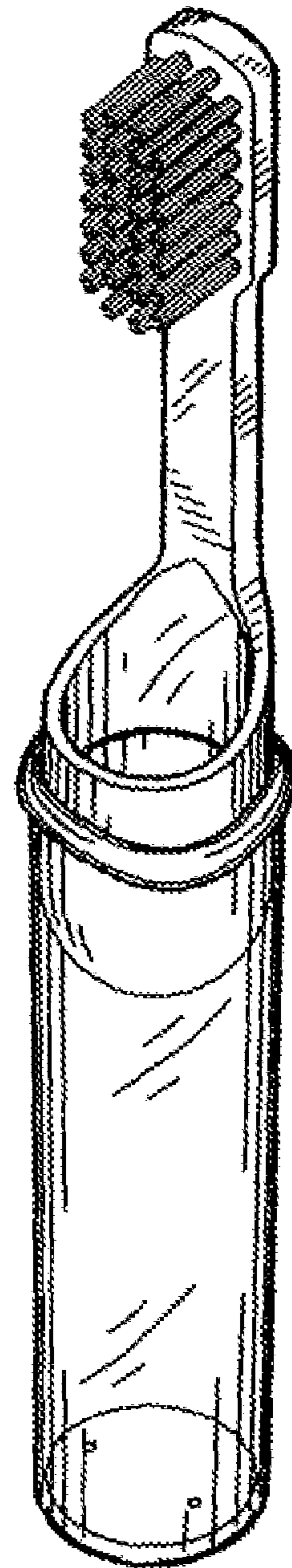


Fig. 8