



US00D556452S

(12) **United States Design Patent**  
**Hydon**

(10) **Patent No.:** **US D556,452 S**  
(45) **Date of Patent:** **\*\* Dec. 4, 2007**

(54) **DOCUMENT WALLET**

D511,921 S \* 11/2005 Bergh ..... D6/632  
D525,431 S \* 7/2006 Lux ..... D3/301

(75) Inventor: **Derek Hydon**, Venice, CA (US)

**OTHER PUBLICATIONS**

(73) Assignee: **Ma Cher (USA) Inc.**, Los Angeles, CA (US)

Glazed Passport Wallet, The Fine Leather Shop. Downloaded Jan. 28, 2007 at <http://www.fineleather.com/page/fine/PROD/Passport-Holders/CL92101>.\*

(\*\*) Term: **14 Years**

JPEG Image. Downloaded Jan. 28, 2007 at <http://www.sovaleather.com/L003frntbig.jpg>.\*

(21) Appl. No.: **29/244,449**

\* cited by examiner

(22) Filed: **Dec. 8, 2005**

*Primary Examiner*—Philip S. Hyder  
*Assistant Examiner*—R. L. (Ulm) Cody

(51) **LOC (8) Cl.** ..... **03-01**

(52) **U.S. Cl.** ..... **D3/301; D3/247**

(58) **Field of Classification Search** ..... D3/205–206,  
D3/225, 232–235, 247, 249–250, 252, 273–274,  
D3/299, 301, 303, 319, 900; D12/415; 150/100,  
150/131–133, 135–136, 144–145, 147, 149,  
150/152; 190/903; 206/810

(74) *Attorney, Agent, or Firm*—Blakely, Sokoloff, Taylor & Zafman

See application file for complete search history.

(57) **CLAIM**

The ornamental design for a document wallet, as shown and described.

(56) **References Cited**

**DESCRIPTION**

**U.S. PATENT DOCUMENTS**

2,004,672	A	*	6/1935	Penta	.....	150/149
2,406,672	A	*	8/1946	Dingman	.....	150/133
D247,069	S	*	1/1978	Siris	.....	D3/319
D319,729	S	*	9/1991	Kogutt	.....	D3/299
5,924,565	A	*	7/1999	Colee	.....	206/317
D421,526	S	*	3/2000	Isaacson	.....	D3/303
D434,220	S	*	11/2000	Kojoori	.....	D3/252
D459,887	S	*	7/2002	Johnson	.....	D3/303
D486,030	S	*	2/2004	Bergh	.....	D6/632


FIG. 1 is a front side elevation view of the design in a closed position thereof.

FIG. 2 is a front side elevation view opposite to that of FIG. 1.

FIG. 3 is a front side elevation view of the design in an open position thereof; and,

FIG. 4 is a rear side elevation view of the design in an open position thereof.

**1 Claim, 4 Drawing Sheets**






FIG. 1

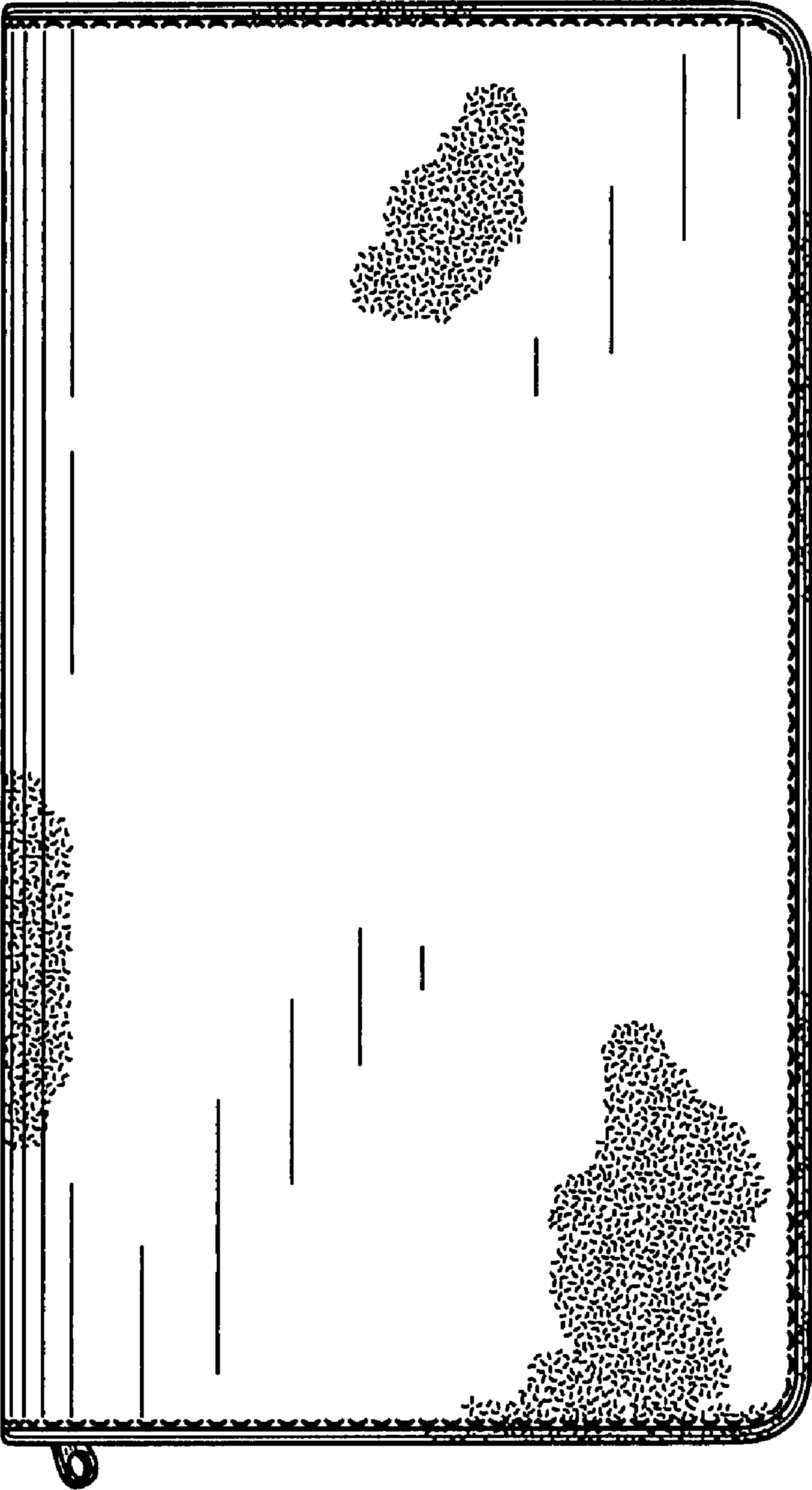


FIG. 2




FIG. 3




FIG. 4