



US00D556436S

(12) **United States Design Patent** (10) **Patent No.:** **US D556,436 S**
Wilkenfeld et al. (45) **Date of Patent:** **** Dec. 4, 2007**

(54) **FOOTWEAR**

2003/0121176 A1 7/2003 Baruck

(75) Inventors: **David Wilkenfeld**, Sydney (AU);
Felicia Leoncelli, Sydney (AU)

FOREIGN PATENT DOCUMENTS

(73) Assignee: **PointeNoir Pty Ltd.** (AU)

CA	1077711	5/1980
CH	168702	7/1934
EP	0562697 A1	9/1993
EP	0672362 A1	9/1995
WO	WO99/51117	10/1999
WO	WO2006/037154 A1	4/2006

(**) Term: **14 Years**

(21) Appl. No.: **29/230,872**

OTHER PUBLICATIONS

(22) Filed: **May 26, 2005**

PCT International Search Report and Written Opinion dated Nov. 7, 2005 prepared by ISA/AU for PCT Appl. No. PCT/AU2005/001504; filed Sep. 29, 2005; 11 pages.

(51) **LOC (8) Cl.** **02-99**

U.S. Appl. No. 29/239,169; filed Sep. 26, 2005; Wilkenfeld et al.

(52) **U.S. Cl.** **D2/971; D2/896; D2/902;**
D2/969

* cited by examiner

(58) **Field of Classification Search** D2/896.902,
D2/969, 971; 36/8.3, 102
See application file for complete search history.

Primary Examiner—Dominic Simone

(74) *Attorney, Agent, or Firm*—Ganz Law, P.C.

(56) **References Cited**

(57) **CLAIM**

U.S. PATENT DOCUMENTS

The ornamental design for footwear, as shown and described.

726,778 A	4/1903	Smith	
900,881 A	10/1908	Parker	
1,304,598 A	5/1919	Parmenter	
1,754,054 A	4/1930	Selva	
2,252,315 A *	8/1941	Doree	36/102
3,609,888 A	10/1971	Rickman	
4,944,099 A	7/1990	Davis	
5,257,969 A	11/1993	Mance	
5,682,685 A	11/1997	Terlizzi	
5,806,209 A	9/1998	Crowley et al.	
5,956,868 A *	9/1999	Stevens et al.	36/8.3
5,996,251 A *	12/1999	LaDuca	36/8.3
6,018,888 A	2/2000	Wilkenfeld et al.	
6,076,284 A	6/2000	Terlizzi	
D437,105 S	2/2001	Mahjied	
6,634,121 B2	10/2003	Sordi	
D515,299 S *	2/2006	Burg	D2/969
D517,784 S *	3/2006	Wilkenfeld et al.	D2/902
D524,015 S *	7/2006	Burg	D2/902
D538,515 S *	3/2007	Wilkenfeld et al.	D2/902
2001/0005947 A1	7/2001	Sordi	
2002/0078591 A1	6/2002	Morrone	
2003/0029055 A1	2/2003	Morrone	

DESCRIPTION

FIG. 1 is a front lateral perspective view showing the footwear;

FIG. 2 is a medial side elevation view thereof;

FIG. 3 is a lateral side elevation view thereof;

FIG. 4 is a front view thereof;

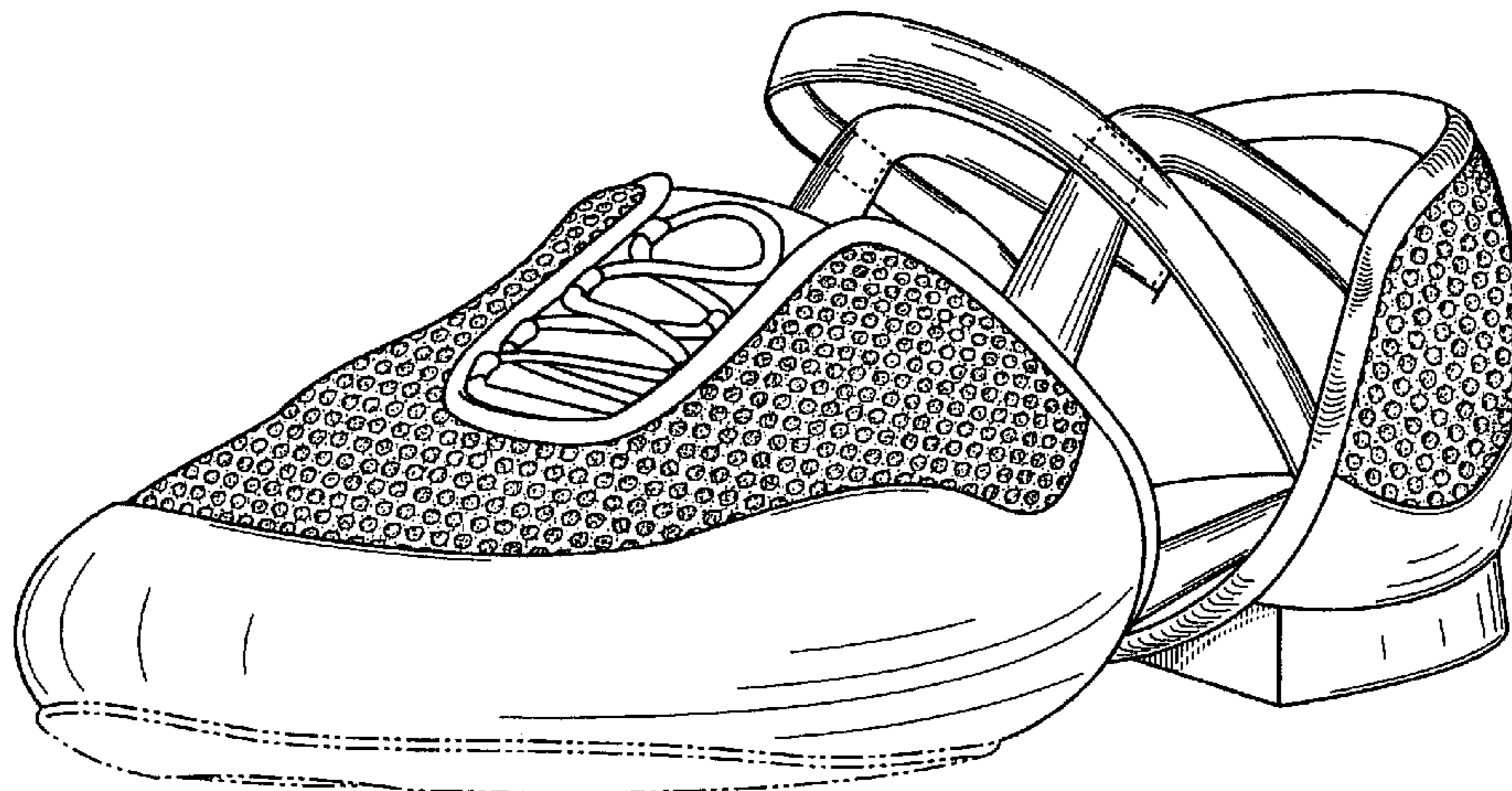
FIG. 5 is a rear view thereof;

FIG. 6 is a top view thereof; and,

FIG. 7 is a bottom view thereof.

The broken lines showing the remainder of the shoe, particularly the front sole of the shoe, are for illustrative purposes only and form no part of the claimed design. Areas showing a mesh pattern are intended solely to illustrate surface texture of the shoe, and this surface texture is not meant to be limited only to the illustrated pattern.

1 Claim, 5 Drawing Sheets



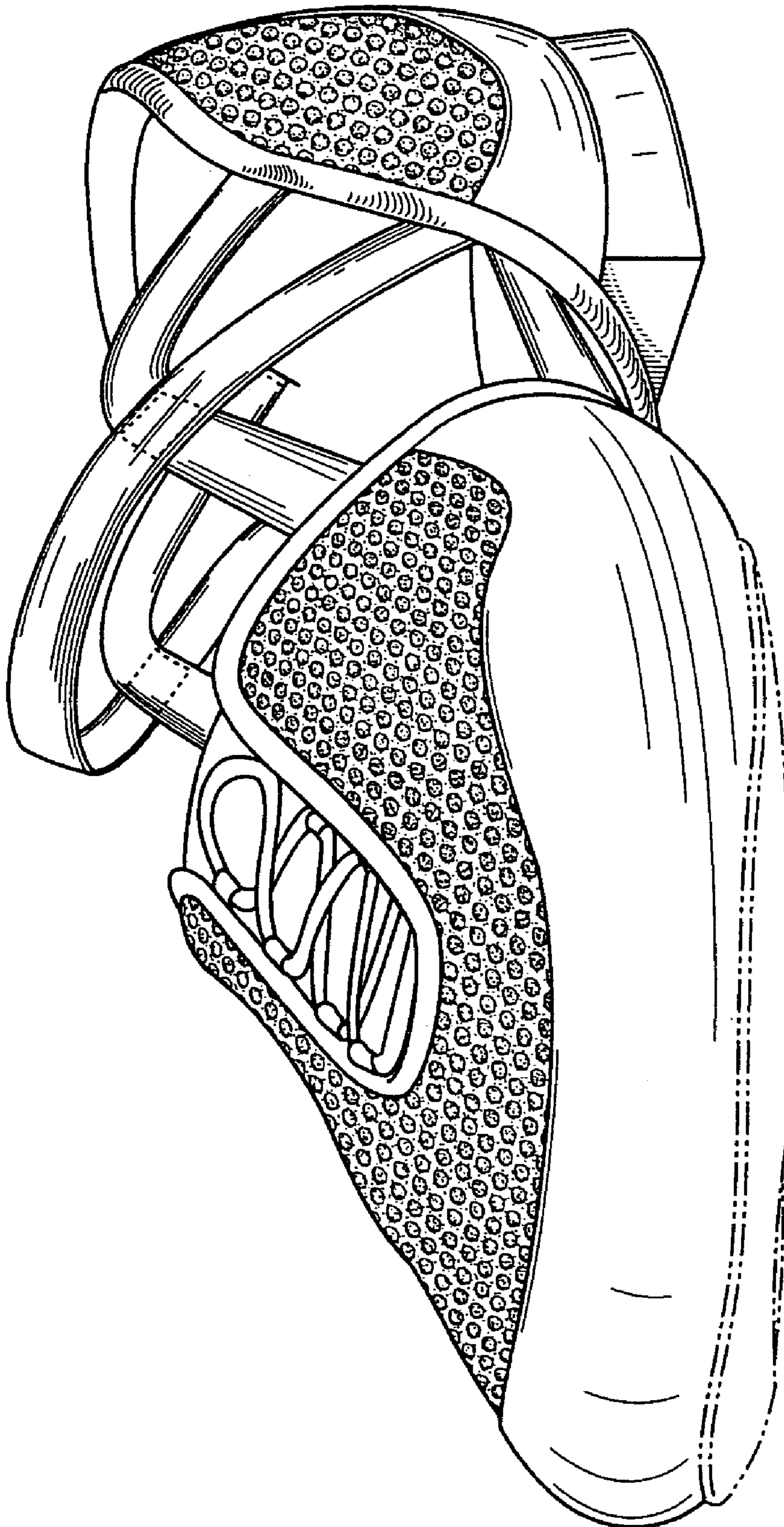


Fig. 1

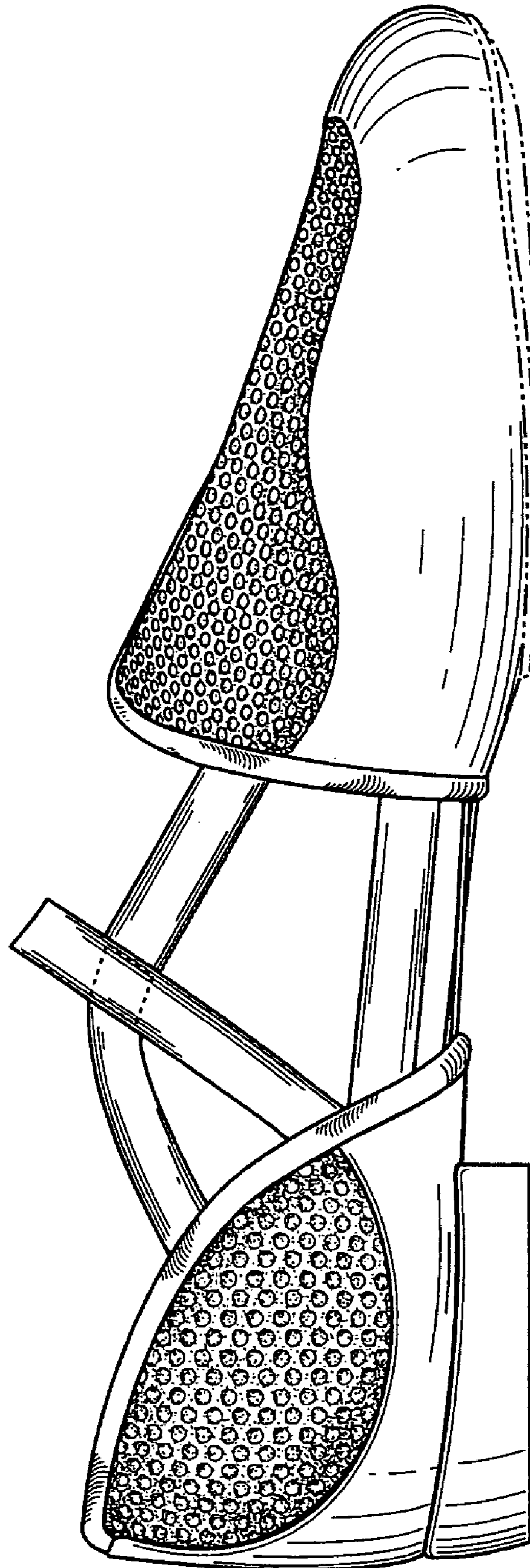


Fig. 2

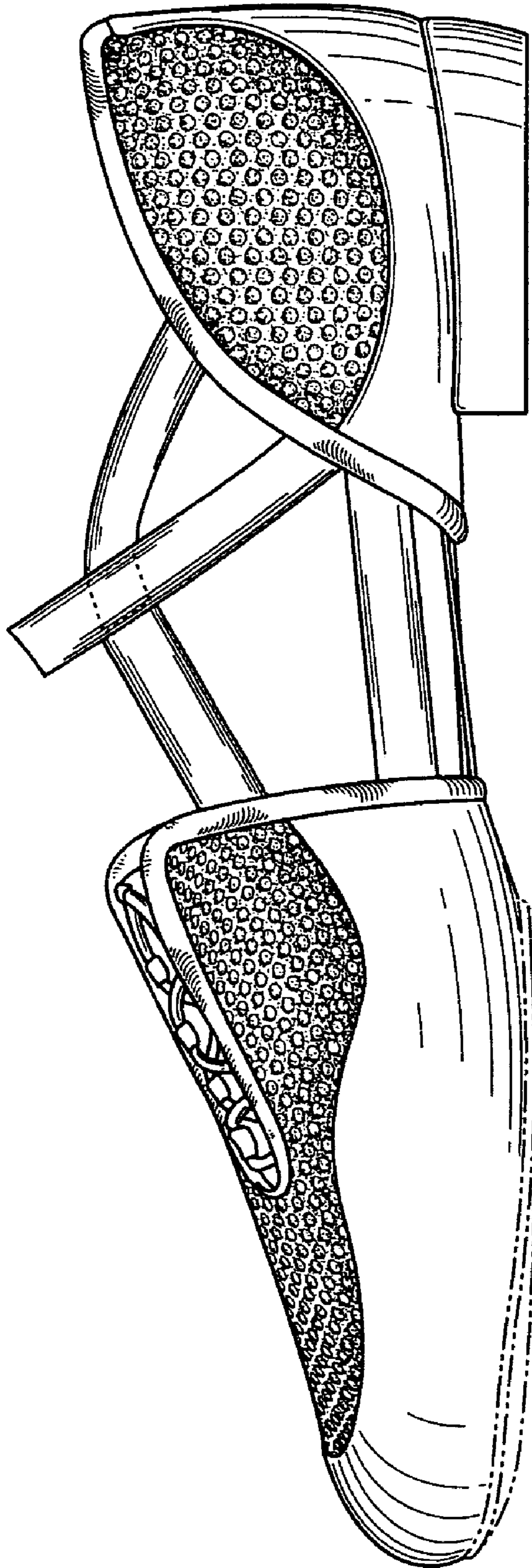


Fig. 1

Fig. 4

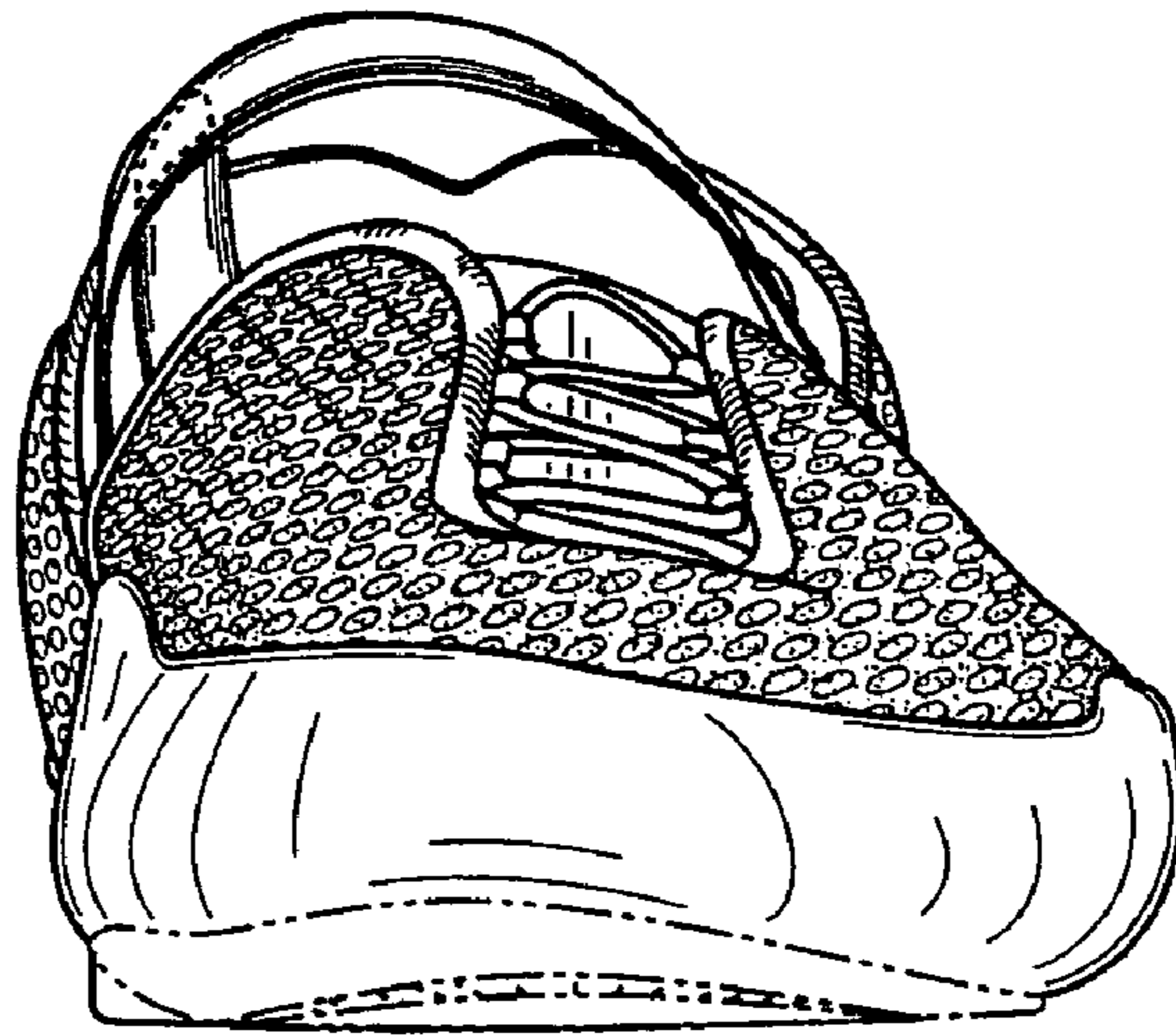
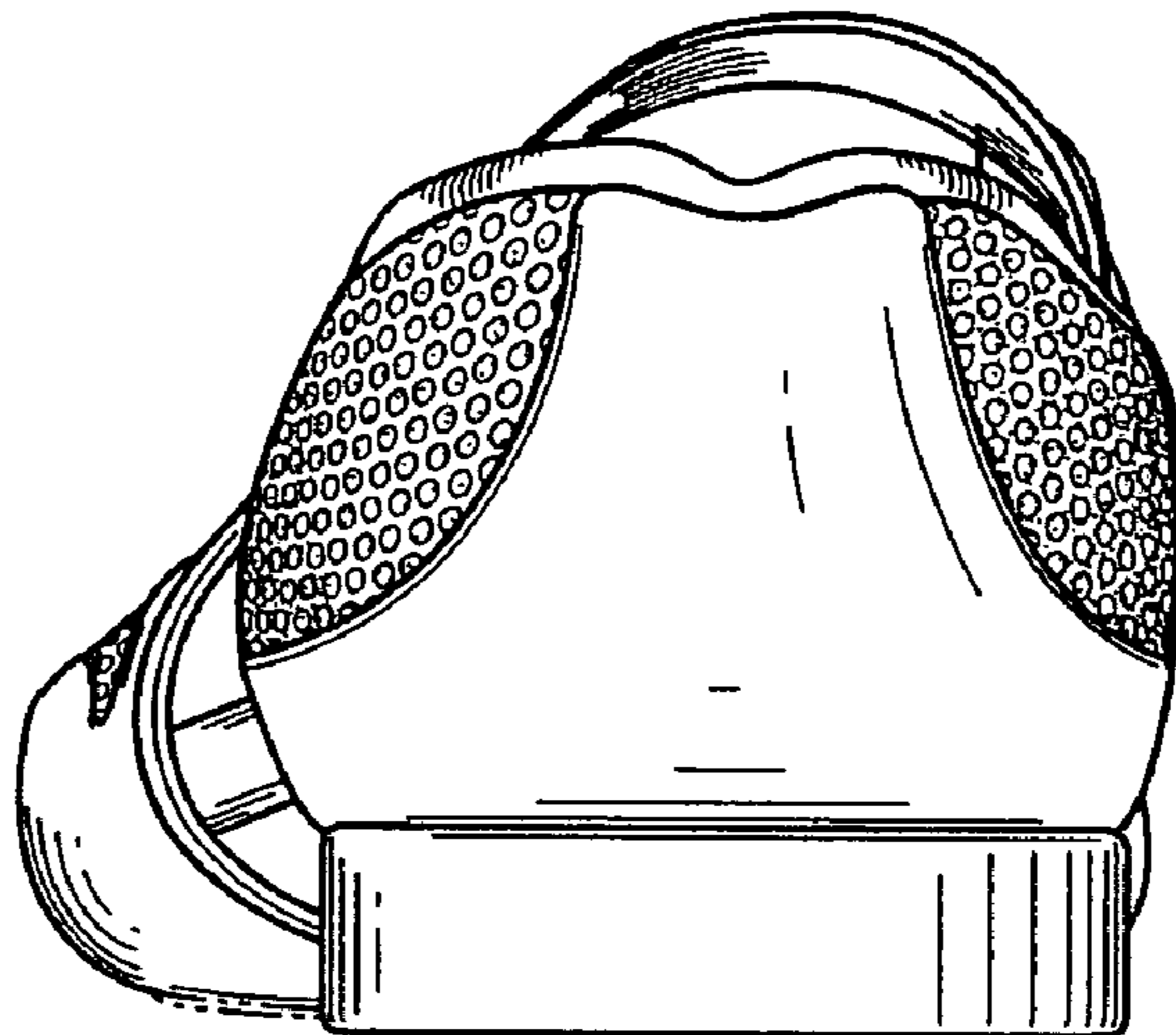


Fig. 5



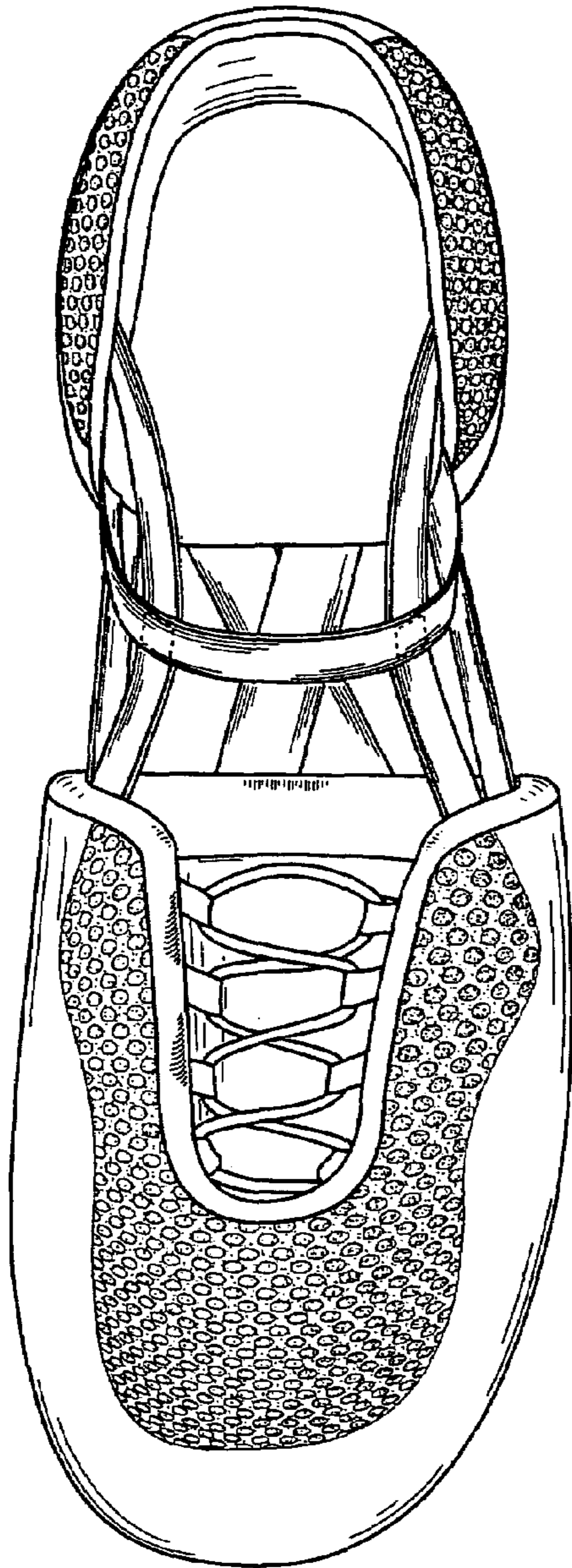


Fig. 6

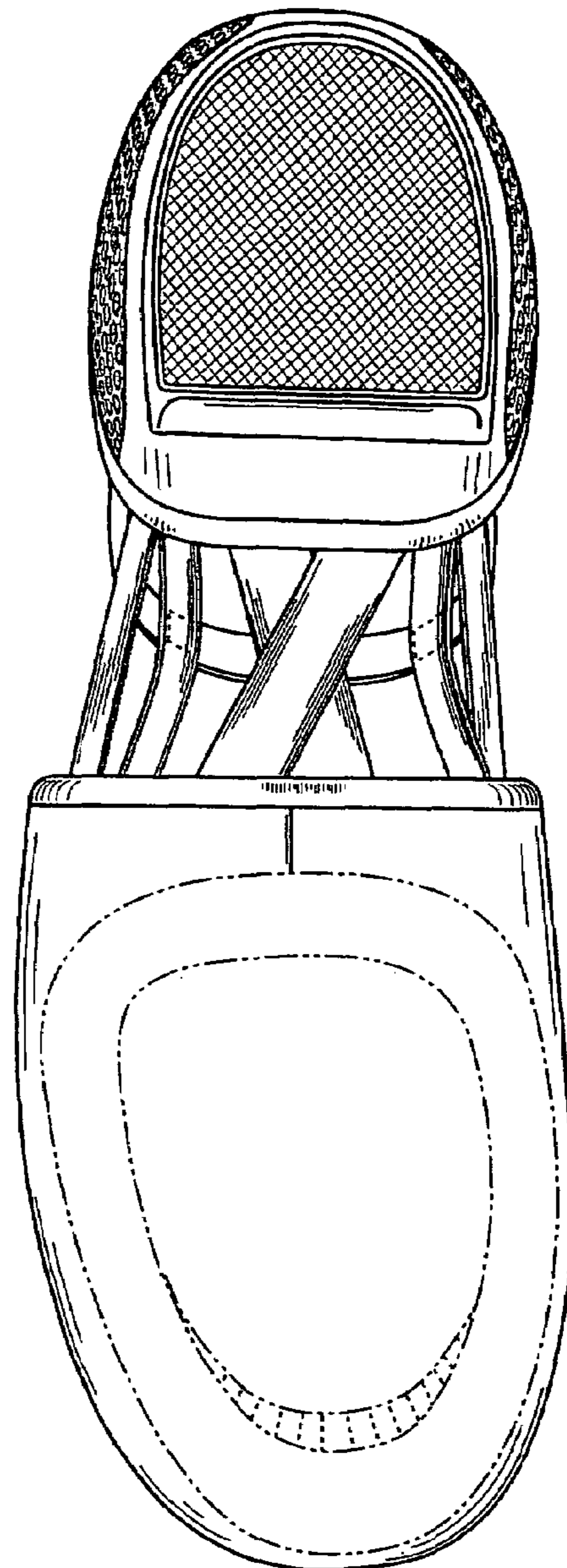


Fig. 7