



US00D556424S

(12) **United States Design Patent**
Weise et al.

(10) **Patent No.:** **US D556,424 S**

(45) **Date of Patent:** **** Nov. 27, 2007**

(54) **EQUIPMENT MOUNTING RACK**

(76) Inventors: **Gary K. Weise**, 1700 Barcelona Cir.,
Placentia, CA (US) 92870; **Richard**
Kesl, 1700 Barcelona Cir., Placentia,
CA (US) 92870

(**) Term: **14 Years**

(21) Appl. No.: **29/241,439**

(22) Filed: **Oct. 26, 2005**

(51) **LOC (8) Cl.** **09-08**

(52) **U.S. Cl.** **D34/38**

(58) **Field of Classification Search** D34/38;
108/51.11, 53.1, 53.3, 57.14, 57.17, 57.32;
414/403; 248/166

See application file for complete search history.

(56) **References Cited**

U.S. PATENT DOCUMENTS

1,875,104	A *	8/1932	Mossberg et al.	108/53.1
2,473,951	A *	6/1949	Hickey	182/120
2,774,609	A *	12/1956	Winger	280/79.11
3,517,828	A *	6/1970	Hunter	211/194
3,865,250	A *	2/1975	Jay	211/194
3,887,219	A *	6/1975	Wilson	280/408
3,902,692	A *	9/1975	Skinner	248/346.02
3,946,876	A *	3/1976	Jay	211/60.1
D240,212	S *	6/1976	Zims	D34/38

4,266,678	A *	5/1981	Daly	211/194
4,703,702	A *	11/1987	Speicher	108/56.3
4,773,547	A *	9/1988	Bell	211/194
5,048,702	A *	9/1991	Maloney	211/194
5,242,255	A *	9/1993	Gleffe et al.	414/403
5,533,456	A *	7/1996	Regina	108/57.29
5,555,615	A *	9/1996	Salli	29/458
D427,406	S *	6/2000	Hartwall	D34/23
6,842,665	B2 *	1/2005	Karlen	700/217
6,938,557	B1 *	9/2005	Grigsby, Jr.	108/51.11

* cited by examiner

Primary Examiner—Cynthia E. Ramirez

(74) *Attorney, Agent, or Firm*—Terry L. Miller

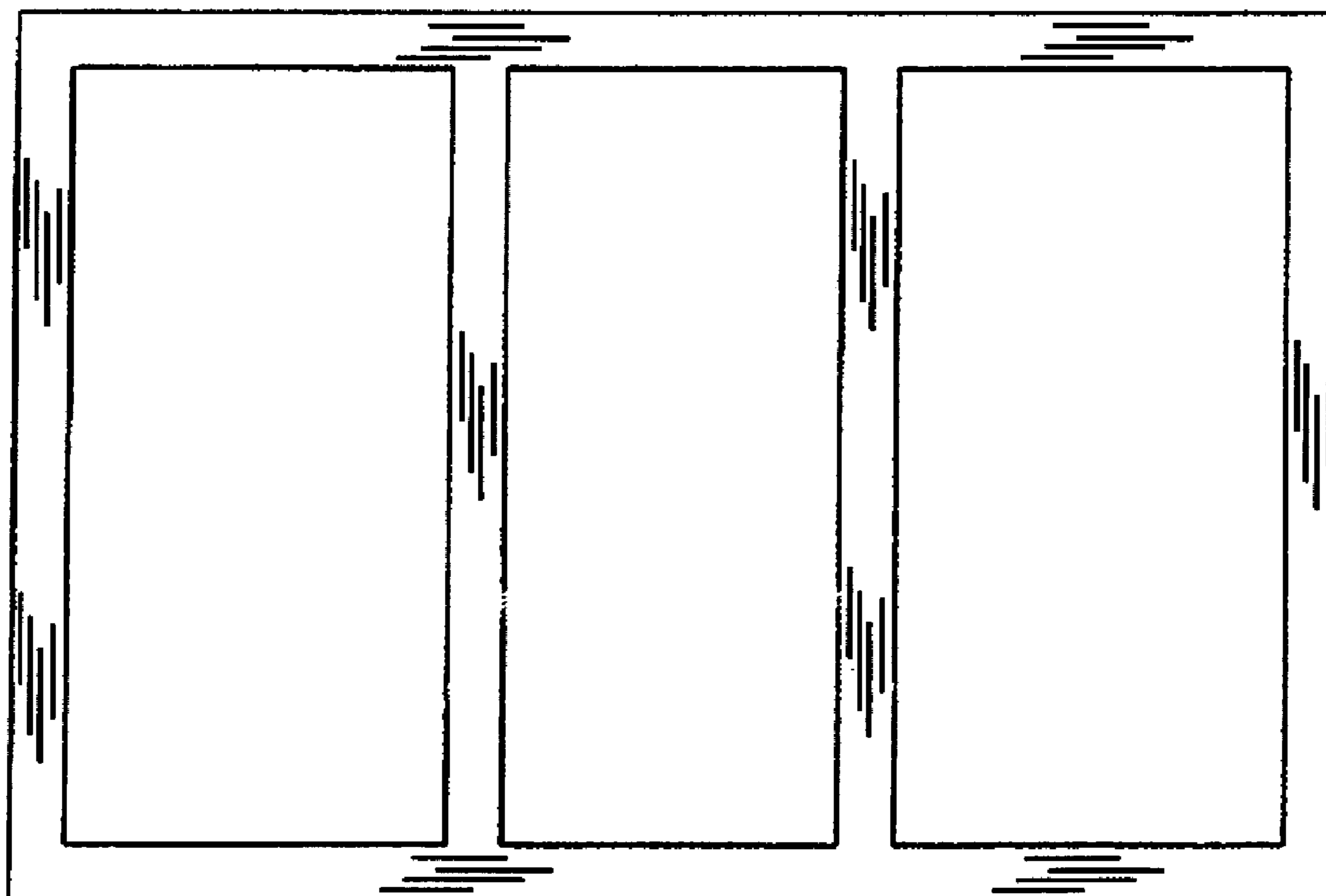
(57) **CLAIM**

We claim the ornamental design for an equipment mounting rack, as shown and described.

DESCRIPTION

FIG. 1 is a top plan view of the equipment mounting rack; FIG. 2 is a right side view of the equipment mounting rack; FIG. 3 is a front view of the equipment mounting rack; FIG. 4 is rear view of the equipment mounting rack; FIG. 5 is left side view of the equipment mounting rack; and, FIG. 6 is a bottom view of the equipment mounting rack.

1 Claim, 2 Drawing Sheets






Fig. 4




Fig. 2

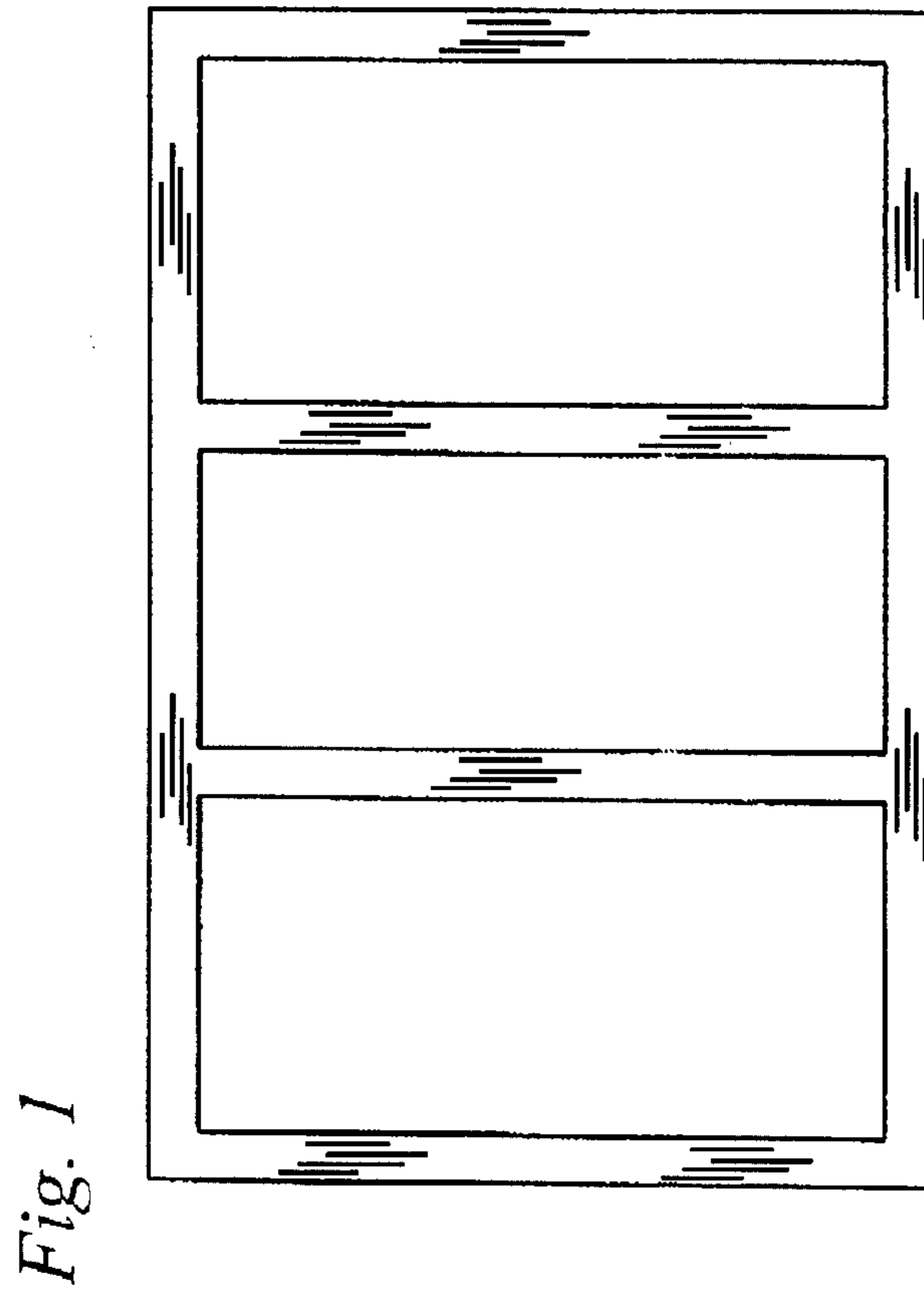


Fig. 1



Fig. 5



Fig. 3

Fig. 6

