

US00D556410S

(12) **United States Design Patent**
Reyniers

(10) **Patent No.:** **US D556,410 S**

(45) **Date of Patent:** **** Nov. 27, 2007**

(54) **CLEANING APPARATUS**

(76) **Inventor:** **Lance A. Reyniers**, 7754 N. Delta Pl.,
Milwaukee, WI (US) 53223

(**) **Term:** **14 Years**

(21) **Appl. No.:** **29/257,156**

(22) **Filed:** **Mar. 30, 2006**

(51) **LOC (8) Cl.** **07-09**

(52) **U.S. Cl.** **D32/59**

(58) **Field of Classification Search** D32/43,
D32/58-59, 40; D30/162, 106; D6/415,
D6/410-411; D7/634, 619; D11/104, 86;
34/381, 103-104, 107

See application file for complete search history.

(56) **References Cited**

U.S. PATENT DOCUMENTS

D26,746 S	3/1897	Pease	
624,661 A	5/1899	Lay	
1,135,820 A	4/1915	Korteum et al.	
1,441,194 A	1/1923	Forssberg	
D135,753 S *	6/1943	Graeter	D11/78.1
D140,876 S *	4/1945	Lefcounte	D6/453
2,747,911 A *	5/1956	Kuever	99/450
3,306,650 A	2/1967	Zagwyn	
3,863,237 A	1/1975	Doerr	
D265,255 S *	6/1982	O'Neil	D28/7
D269,129 S	5/1983	Manfre	
4,571,766 A *	2/1986	Goldman et al.	15/105
4,969,675 A	11/1990	Zahrowski	
D340,264 S *	10/1993	Anthony	D32/46
D393,573 S *	4/1998	Caldwell	D7/619.2

5,741,036 A	4/1998	Ring	
5,743,578 A	4/1998	Schuermann	
6,085,436 A *	7/2000	Peet	34/104
6,209,729 B1	4/2001	Brouillard	
D466,368 S *	12/2002	Neal et al.	D7/402
6,695,370 B2	2/2004	Johnson	
D502,579 S *	3/2005	Honermann	D32/40
D510,164 S *	9/2005	Melton	D32/43

* cited by examiner

Primary Examiner—Pamela J. Burgess

(74) *Attorney, Agent, or Firm*—Michael Best & Friedrich LLP

(57) **CLAIM**

We claim the ornamental design for a cleaning apparatus, as shown and described in FIGS. 1-6.

DESCRIPTION

FIG. 1 is a perspective view of a cleaning apparatus showing my new design;

FIG. 2 is a top plan view thereof;

FIG. 3 is a bottom plan view thereof;

FIG. 4 is a rear elevational view thereof;

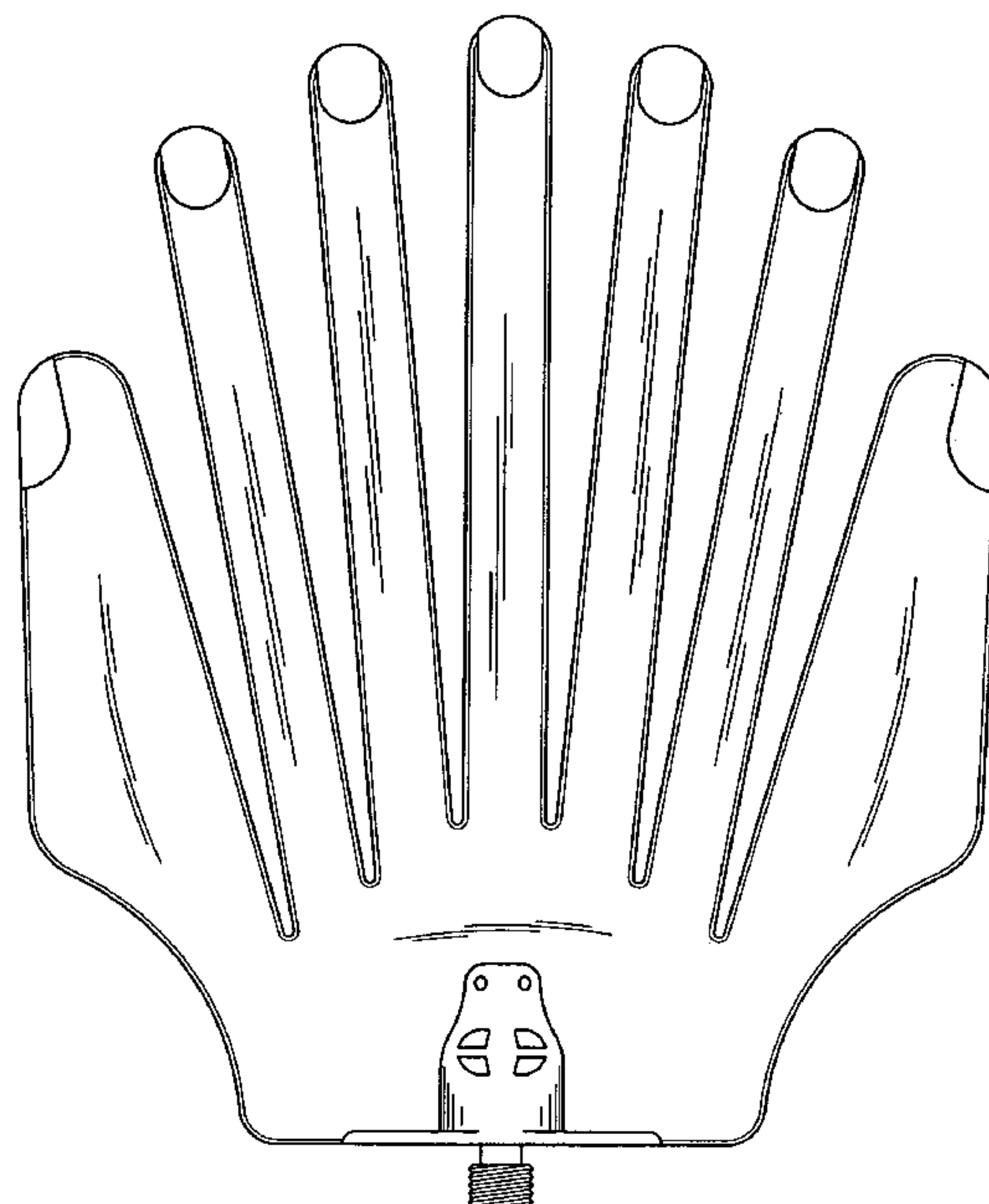
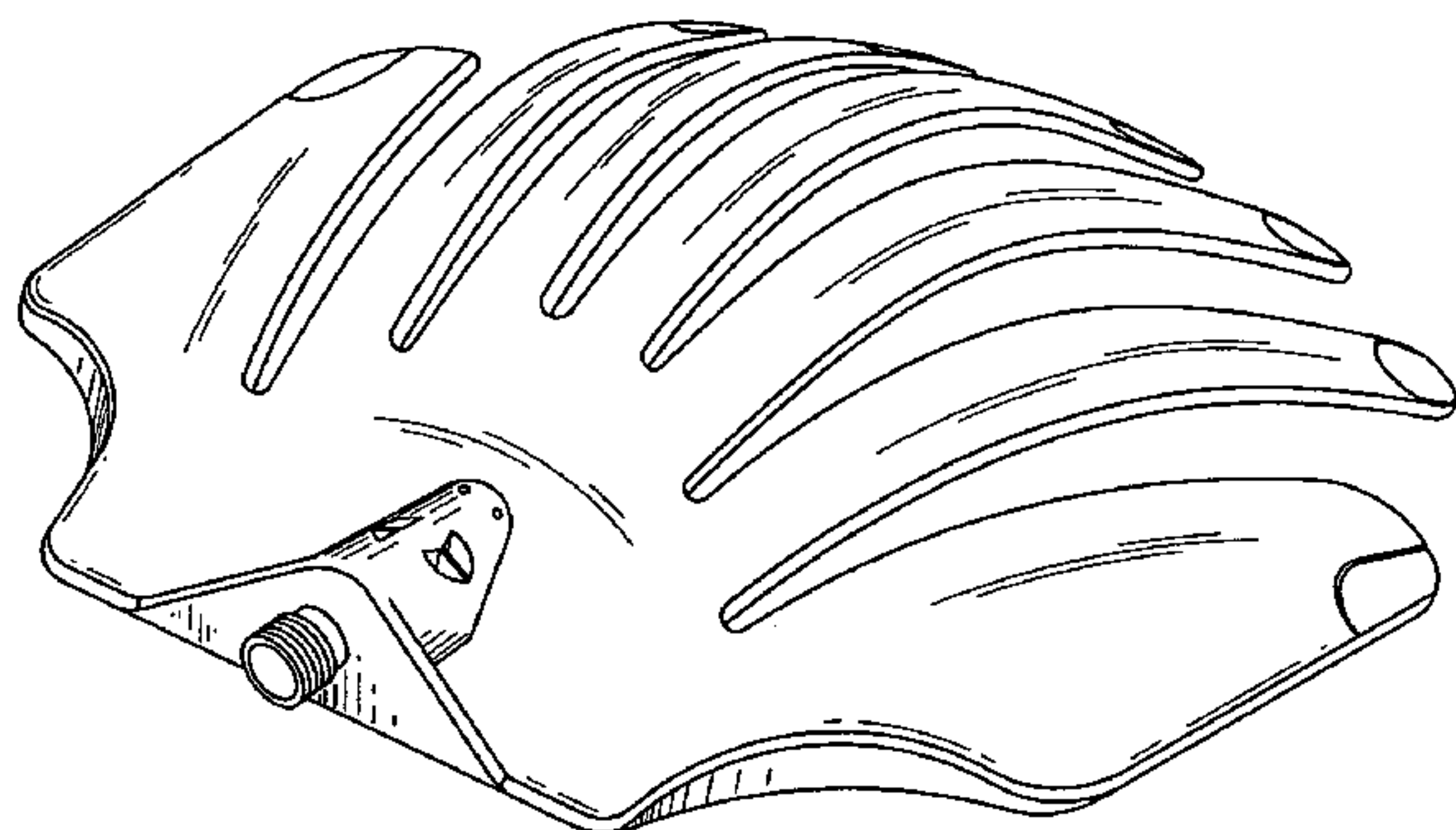
FIG. 5 is a front elevational view thereof; and,

FIG. 6 is a side elevational view thereof.

The broken line showing of the environment is for illustrative purposes only and forms no part of the claimed design.

It is understood that the cleaning apparatus is used for cleaning an enclosure retaining water.

1 Claim, 5 Drawing Sheets



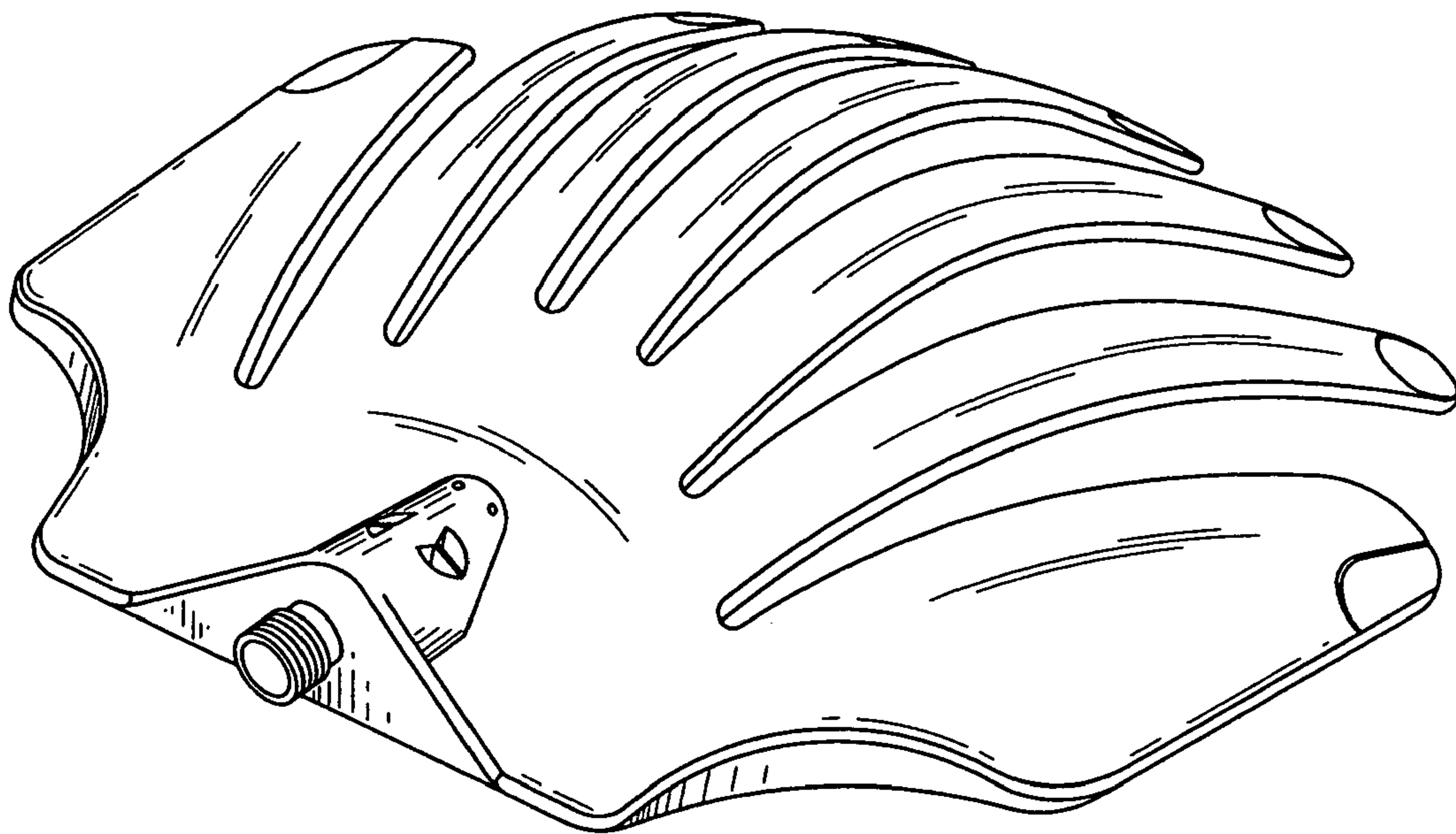


FIG. 1

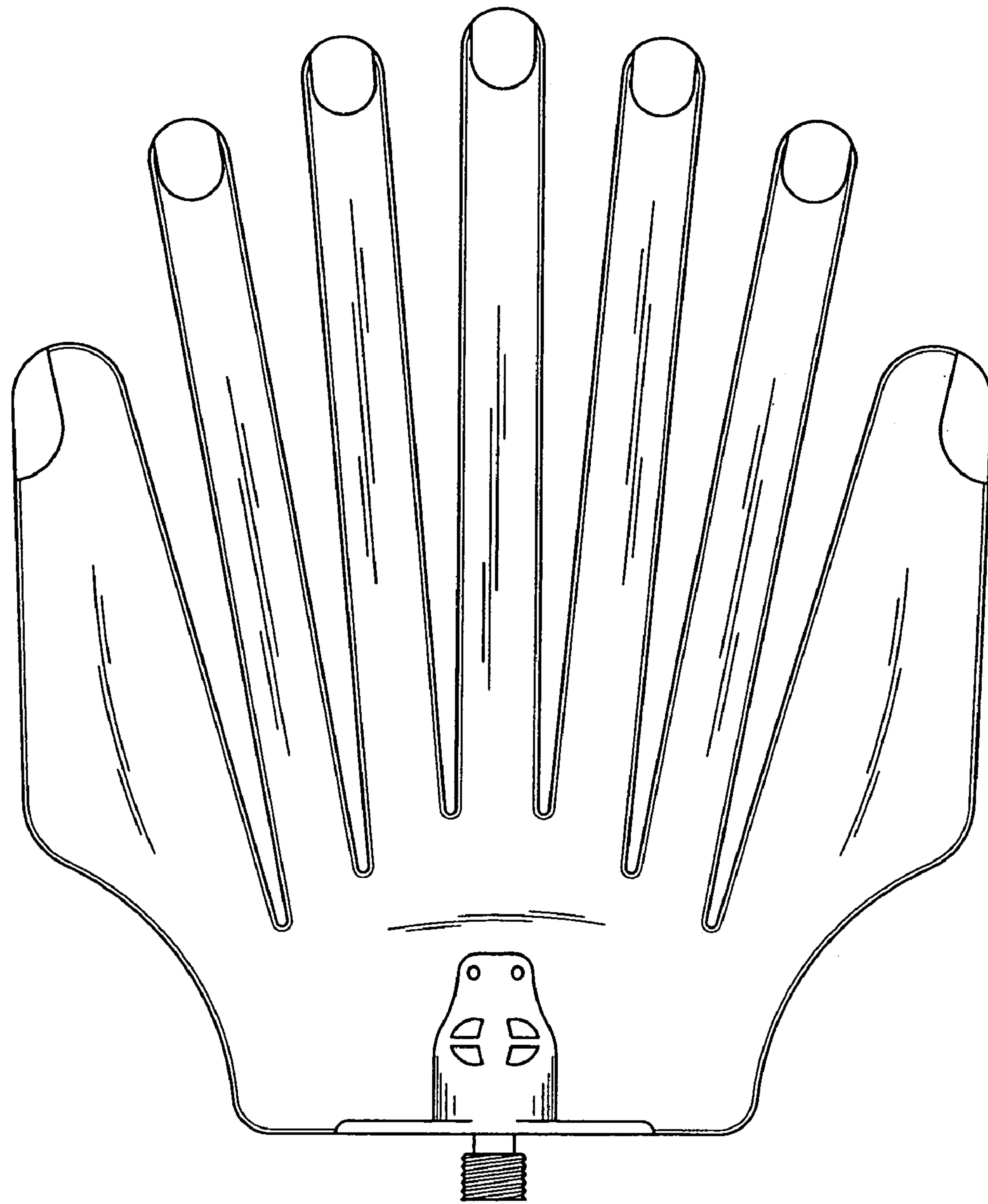


FIG. 2

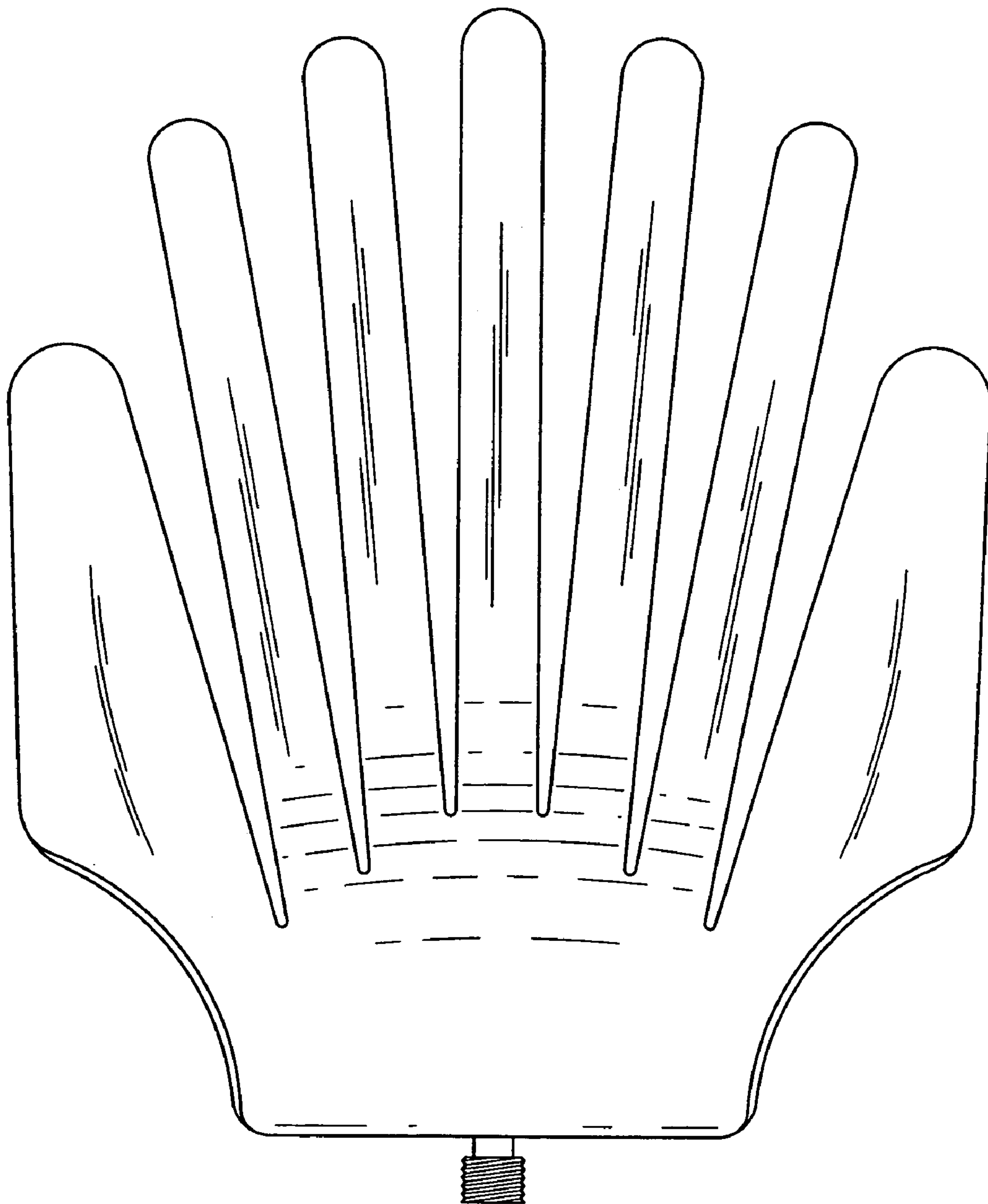


FIG. 3

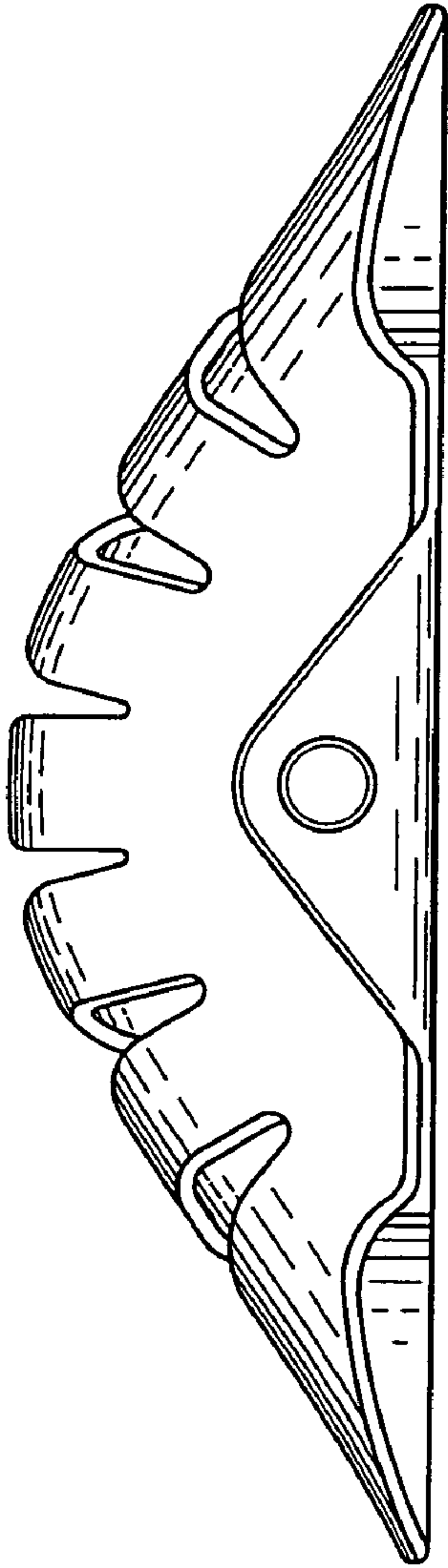


FIG. 4

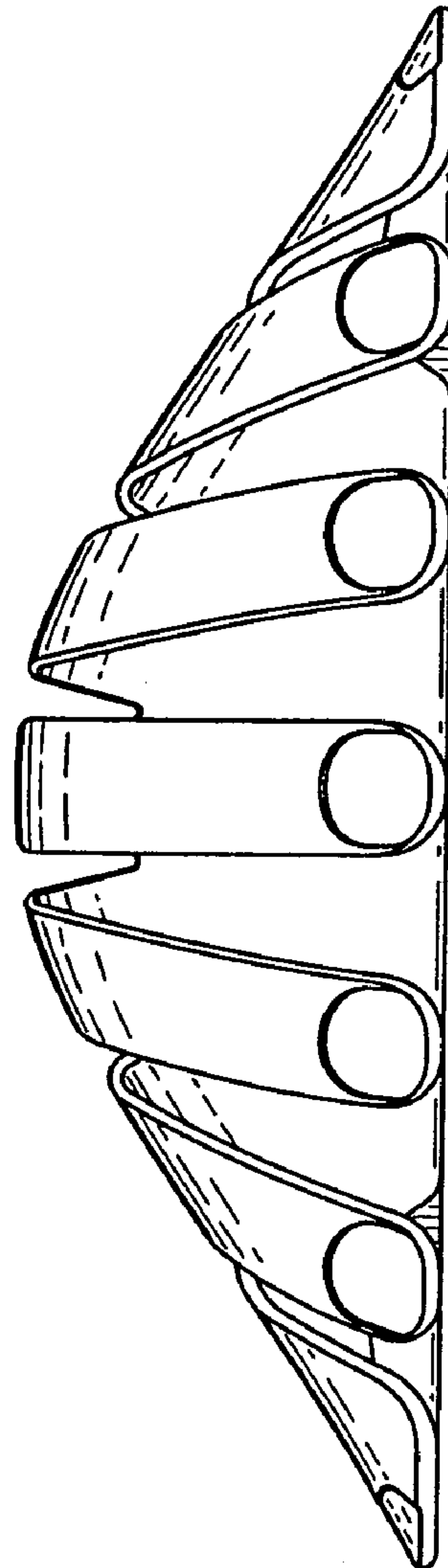


FIG. 5




FIG. 6