



US00D556406S

(12) **United States Design Patent** (10) **Patent No.:** **US D556,406 S**
Murphy, Jr. (45) **Date of Patent:** **** Nov. 27, 2007**

(54) **TOILET BOWL CLEANER**

(76) Inventor: **H. Stetser Murphy, Jr.**, 1525 G Terrell Mill Pl., Marietta, GA (US) 30061

(**) Term: **14 Years**

(21) Appl. No.: **29/271,169**

(22) Filed: **Jan. 11, 2007**

(51) **LOC (8) Cl.** **04-01**

(52) **U.S. Cl.** **D32/40**

(58) **Field of Classification Search** D32/40, D32/51, 46, 35; 15/208, 209.1, 210.1, 211, 15/244.1, 160, 111, 228; D4/138, 116-118
See application file for complete search history.

(56) **References Cited**

U.S. PATENT DOCUMENTS

D160,415	S	*	10/1950	Moser	D28/63
2,610,347	A	*	9/1952	Kleiner	15/210.1
D236,073	S	*	7/1975	Monagle	D7/691
D247,212	S	*	2/1978	Welch	D32/51
4,457,038	A		7/1984	Hammond		
4,466,152	A		8/1984	Moss et al.		
4,852,201	A		8/1989	Wundrock et al.		
5,471,697	A		12/1995	Daconta		
5,592,713	A		1/1997	Rones		
5,706,543	A	*	1/1998	Lavee, Sr.	15/105.53
5,799,357	A	*	9/1998	Taylor	15/244.1
D400,328	S	*	10/1998	Zemel	D32/49
D406,426	S	*	3/1999	Henrie	D32/51
5,878,459	A		3/1999	McParland		
5,941,379	A		8/1999	Barardo		
5,953,784	A		9/1999	Suzuki et al.		
6,134,738	A		10/2000	Weber et al.		
D449,910	S	*	10/2001	Hendricks	D32/51
6,438,784	B1	*	8/2002	Yu	15/106
D511,872	S	*	11/2005	Vitantonio et al.	D32/40
D513,444	S	*	1/2006	Vitantonio et al.	D32/40

7,044,299	B2	*	5/2006	Nagoya	206/361
2002/0054784	A1		5/2002	Wolf		
2002/0120993	A1		9/2002	Busha		
2004/0019996	A1		2/2004	Singer		
2004/0107976	A1		6/2004	Lawson et al.		
2004/0117933	A1		6/2004	Tubman		
2004/0221410	A1		11/2004	Padula		

FOREIGN PATENT DOCUMENTS

EP 0 313 495 A1 4/1989

* cited by examiner

Primary Examiner—Pamela J. Burgess

(74) *Attorney, Agent, or Firm*—Myers & Kaplan, LLC; Joel D. Myers; George P. Bonanto

(57) **CLAIM**

The ornamental design for a toilet bowl cleaner, as shown and described.

DESCRIPTION

FIG. 1 is a front perspective view of a preferred embodiment of a toilet bowl cleaner.

FIG. 2 is a top view of a preferred embodiment of a toilet bowl cleaner.

FIG. 3 is a left side view of a preferred embodiment of a toilet bowl cleaner.

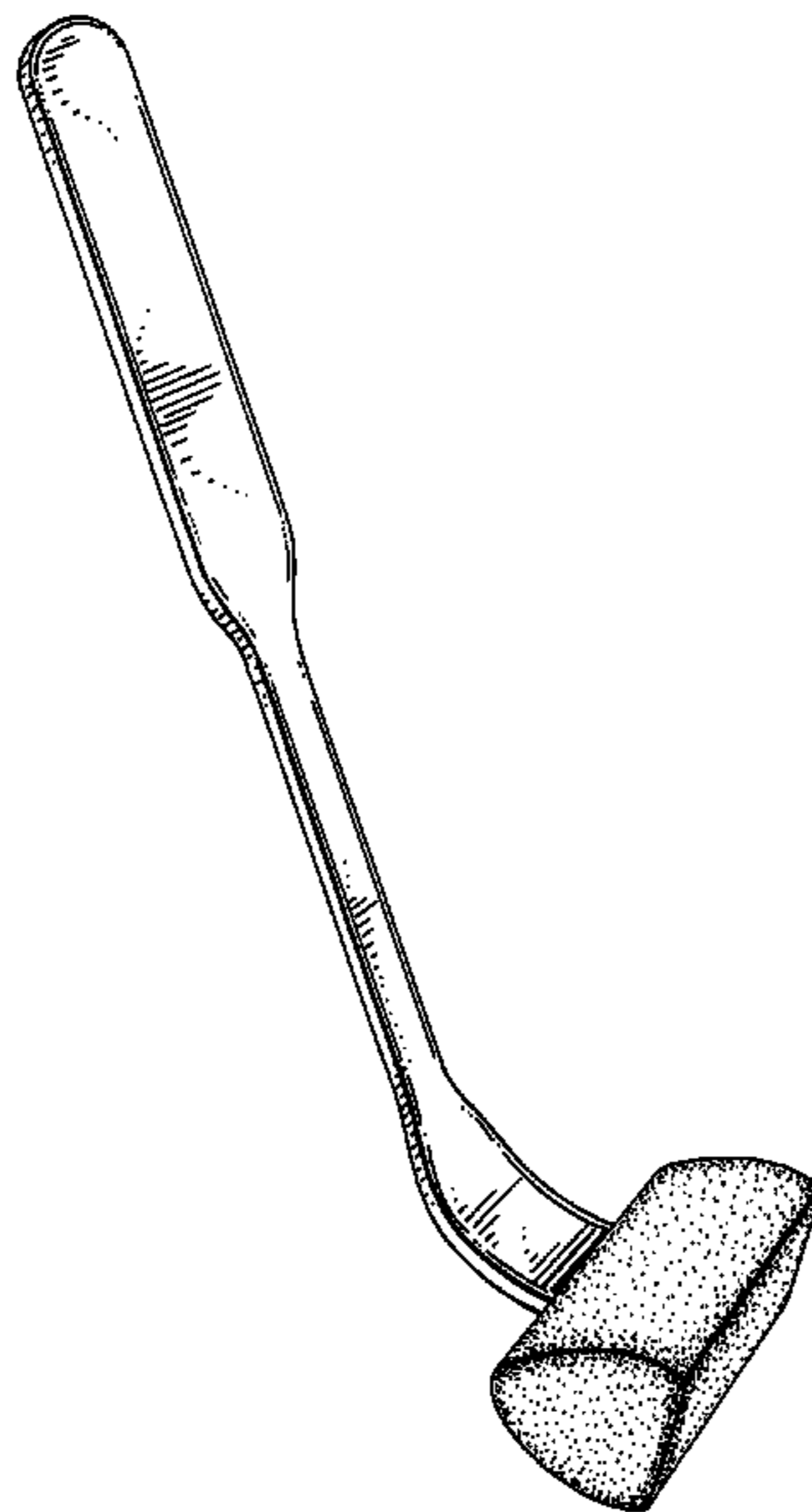
FIG. 4 is a front view of a preferred embodiment of a toilet bowl cleaner.

FIG. 5 is a bottom view of a preferred embodiment of a toilet bowl cleaner.

FIG. 6 is a right side view of a preferred embodiment of a toilet bowl cleaner; and,

FIG. 7 is a back view of a preferred embodiment of a toilet bowl cleaner.

1 Claim, 3 Drawing Sheets



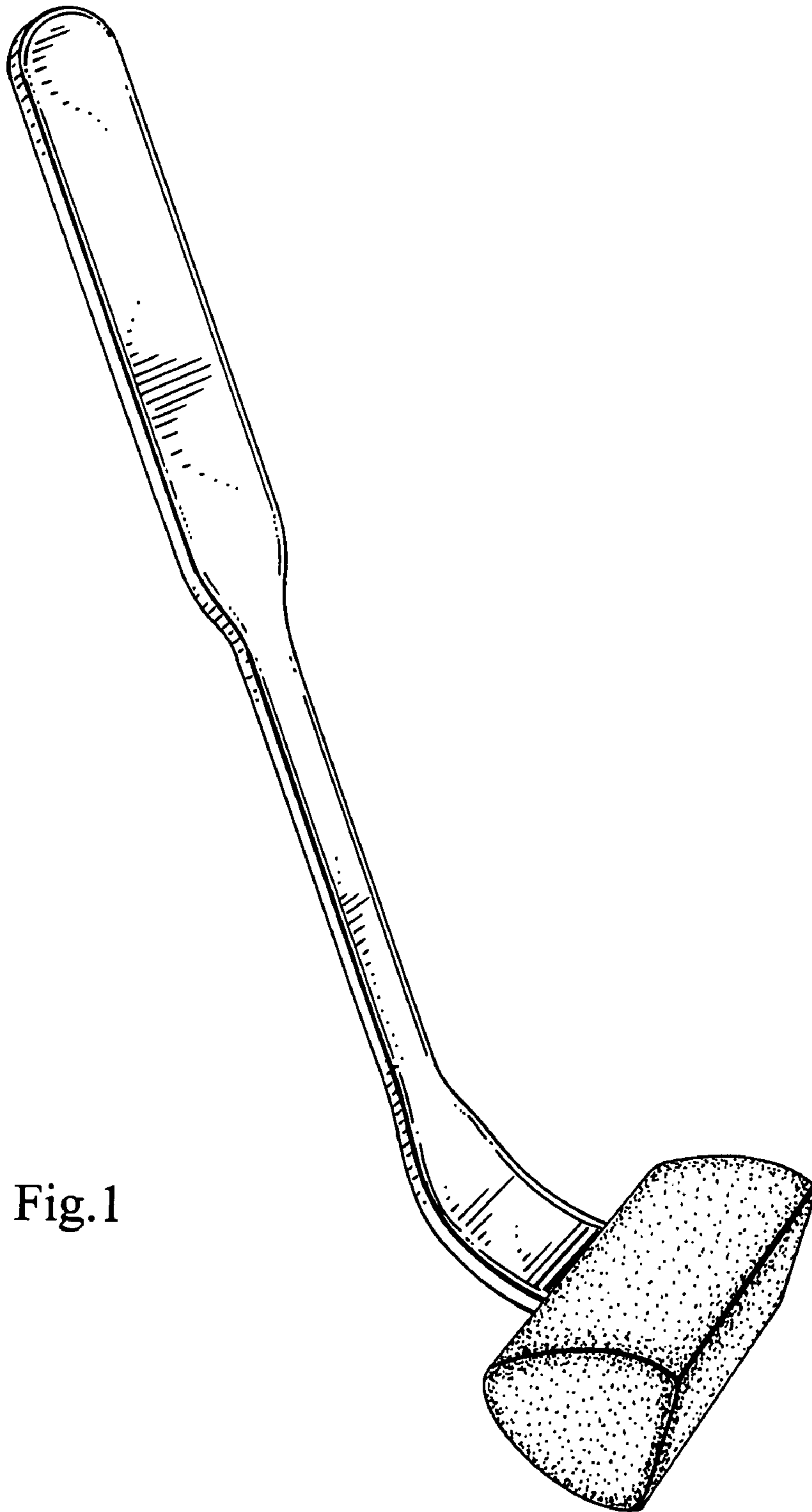


Fig. 1

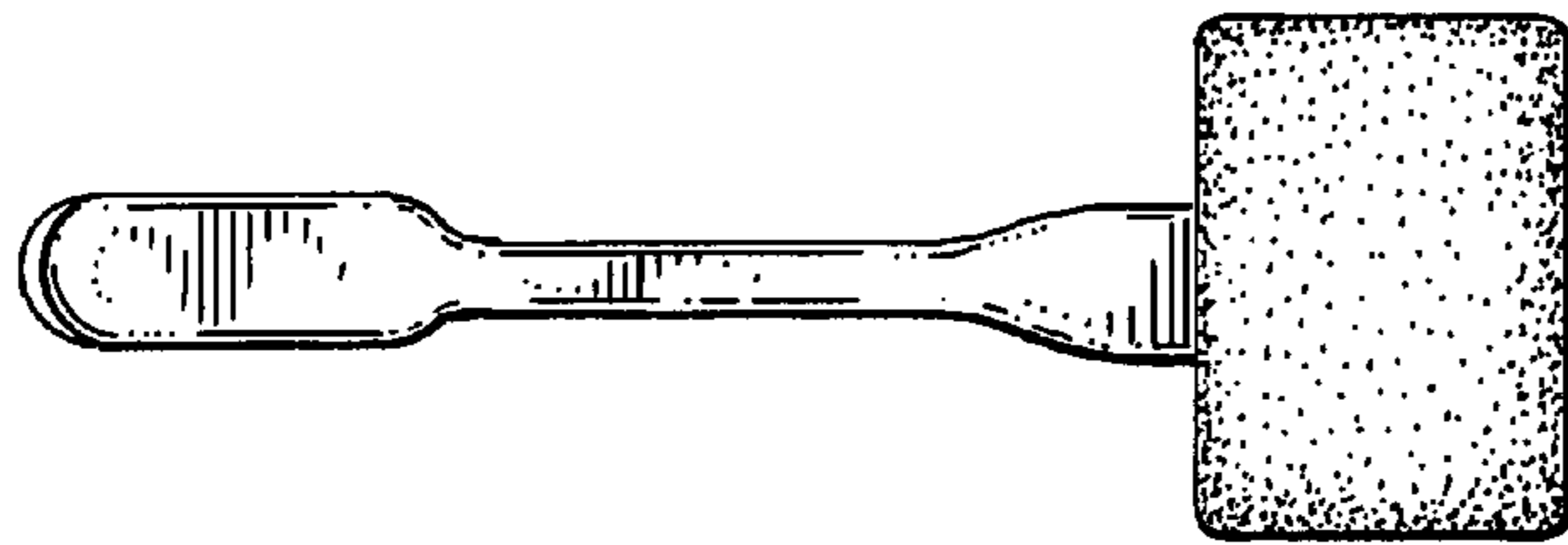


Fig.2

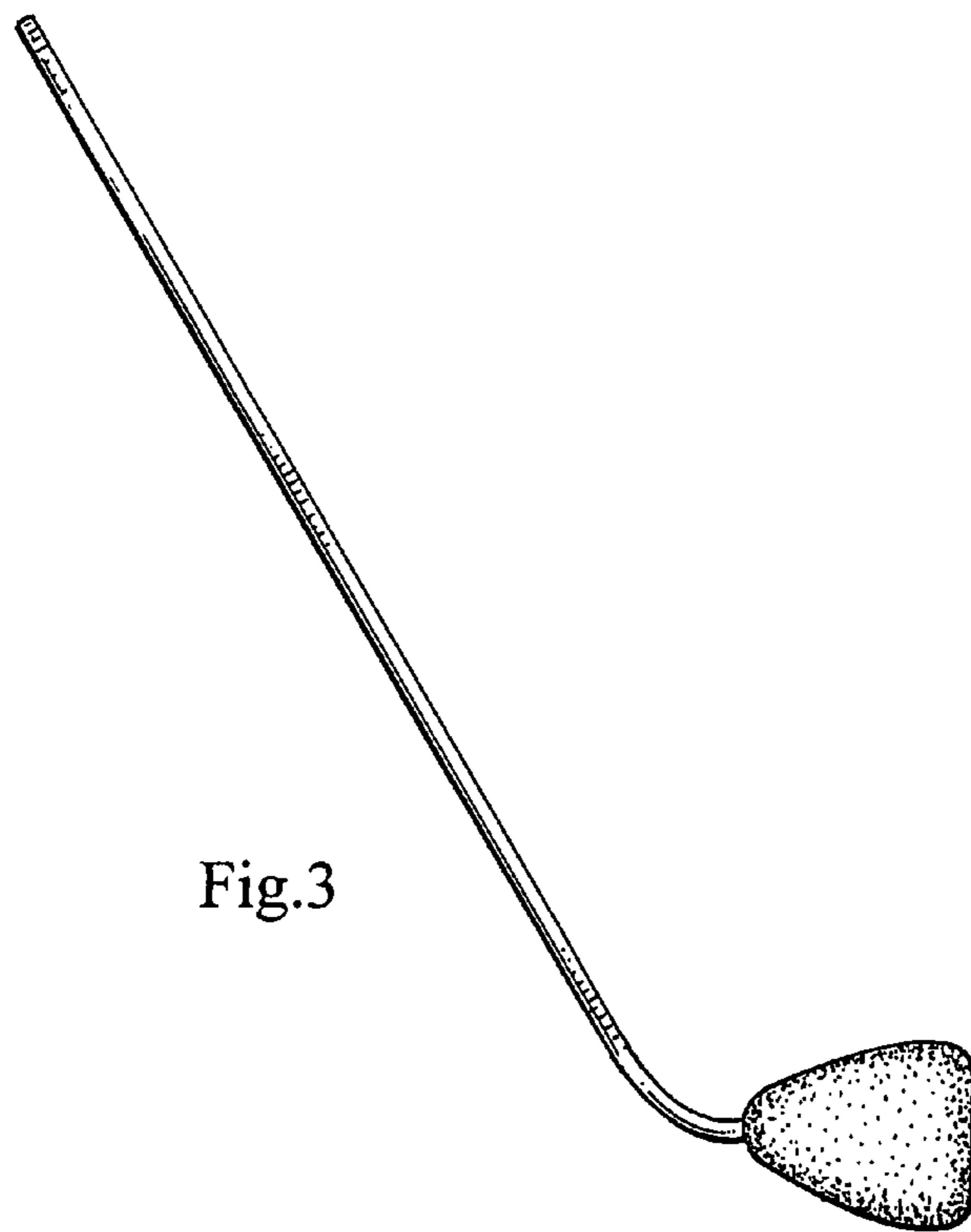


Fig.3

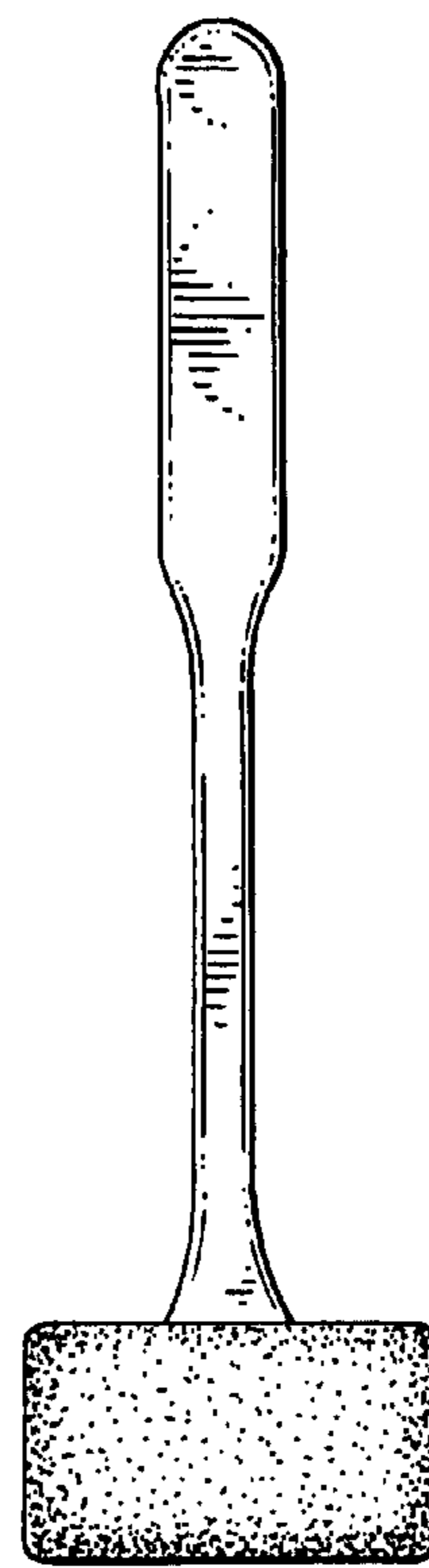


Fig.4

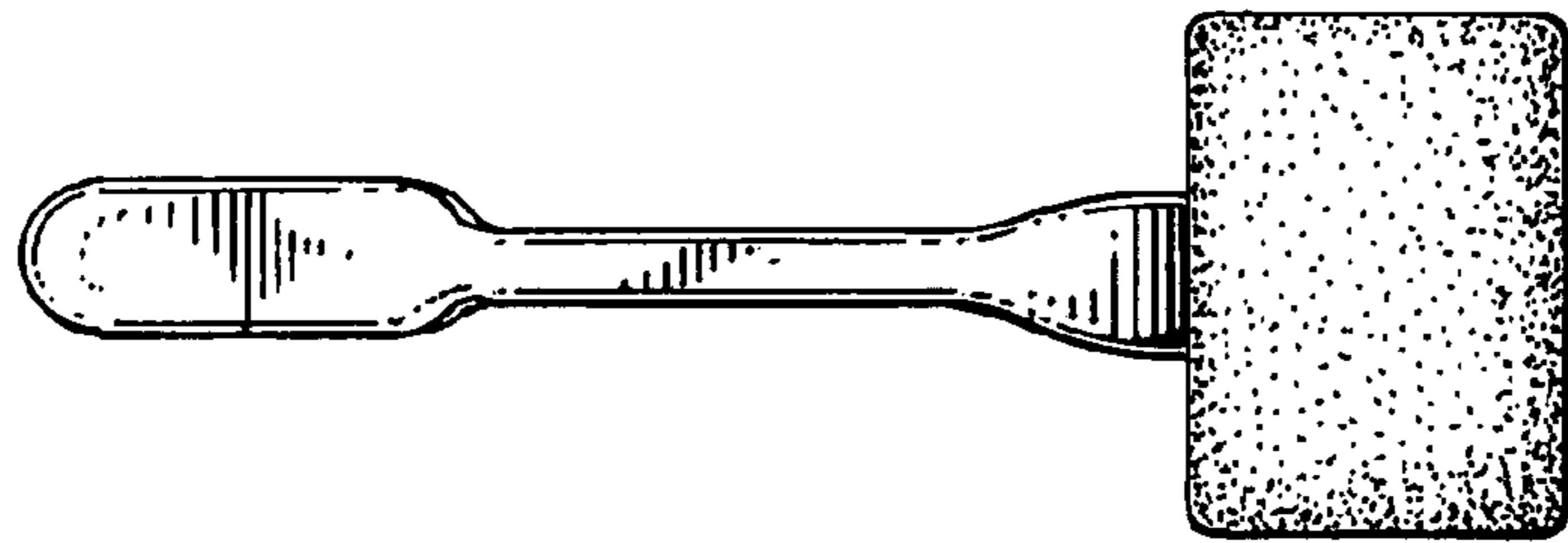


Fig.5

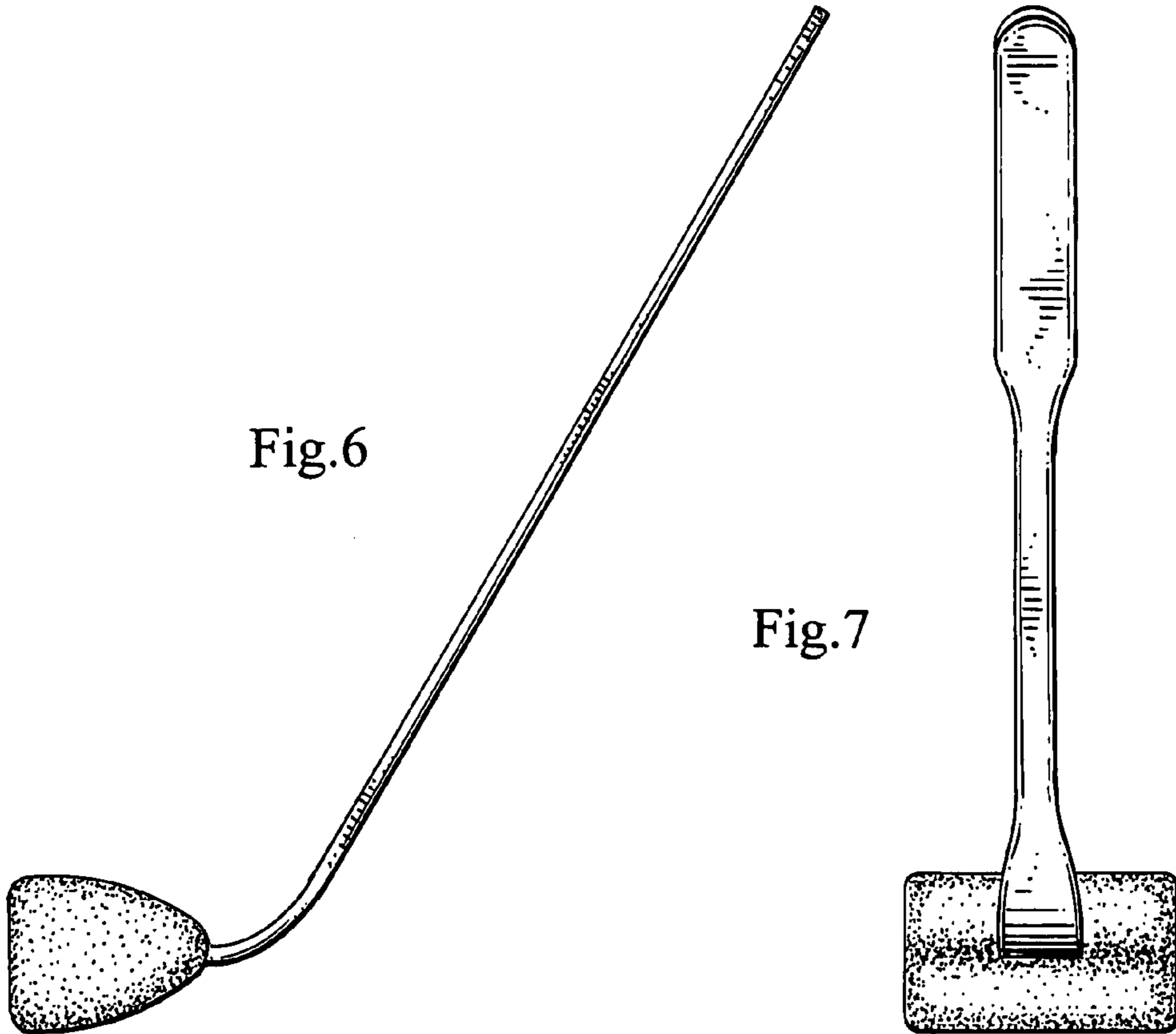


Fig.6

Fig.7