



US00D556402S

(12) **United States Design Patent**  
**Carlson**

(10) **Patent No.:** **US D556,402 S**

(45) **Date of Patent:** **\*\* Nov. 27, 2007**

(54) **LAUNDRY TUB DRAIN LINT TRAPPER**

(76) **Inventor:** **Floyd Herbert Carlson**, 801 Shelton Ave., Stillwater, MN (US) 55082

(\*\*) **Term:** **14 Years**

(21) **Appl. No.:** **29/244,865**

(22) **Filed:** **Dec. 15, 2005**

(51) **LOC (8) Cl.** ..... **15-05**

(52) **U.S. Cl.** ..... **D32/25**

(58) **Field of Classification Search** ..... 210/282,  
210/460, 459, 493.5, 497.01; D32/25, 30;  
D23/200, 207, 323, 209; 34/82, 133

See application file for complete search history.

(56) **References Cited**

**U.S. PATENT DOCUMENTS**

1,137,266	A *	4/1915	James	.....	210/482
2,364,690	A *	12/1944	Bruner	.....	16/423
3,696,033	A	10/1972	De Fano		
4,217,667	A *	8/1980	Whitehouse	.....	4/286
D285,487	S *	9/1986	Tjernagel	.....	D24/232
4,734,017	A *	3/1988	Levin	.....	417/366

D325,071	S *	3/1992	White	.....	D23/209
5,250,179	A *	10/1993	Spearman	.....	210/315
D345,412	S *	3/1994	Myrvik et al.	.....	D23/209
D450,106	S *	11/2001	Herr	.....	D23/261
D494,329	S *	8/2004	Thur et al.	.....	D32/30

\* cited by examiner

*Primary Examiner*—Louis S. Zarfes

*Assistant Examiner*—Kathleen Sims

(74) *Attorney, Agent, or Firm*—D L Tschida

(57) **CLAIM**

I claim the ornamental design for a laundry tub drain lint trapper, as shown and described.

**DESCRIPTION**

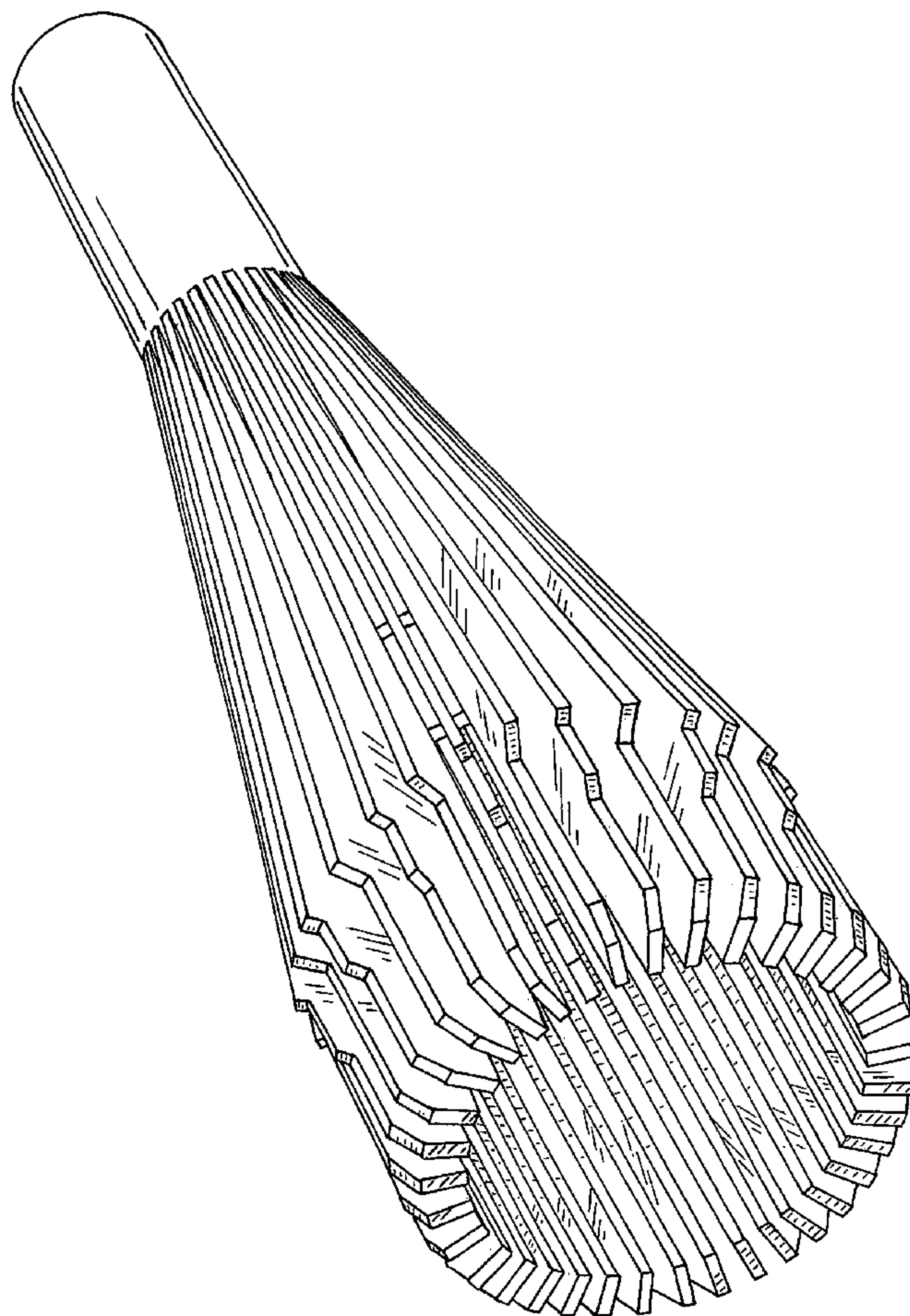
FIG. 1 is a perspective view of the laundry tub drain lint trapper;

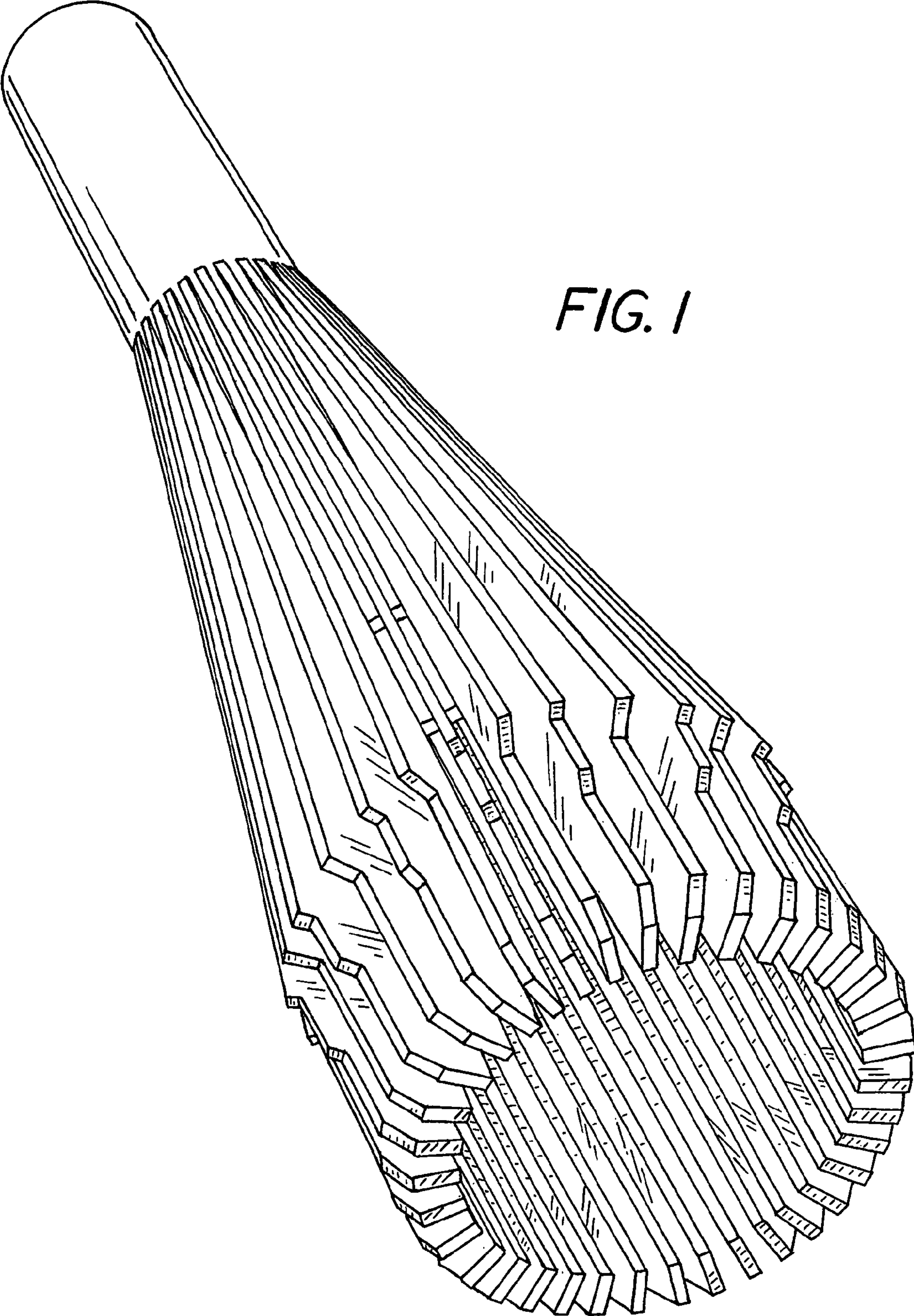
FIG. 2 is a side elevation view, the opposite side, rear and front views being mirror images;

FIG. 3 is a top plan view; and,

FIG. 4 is a bottom plan view thereof.

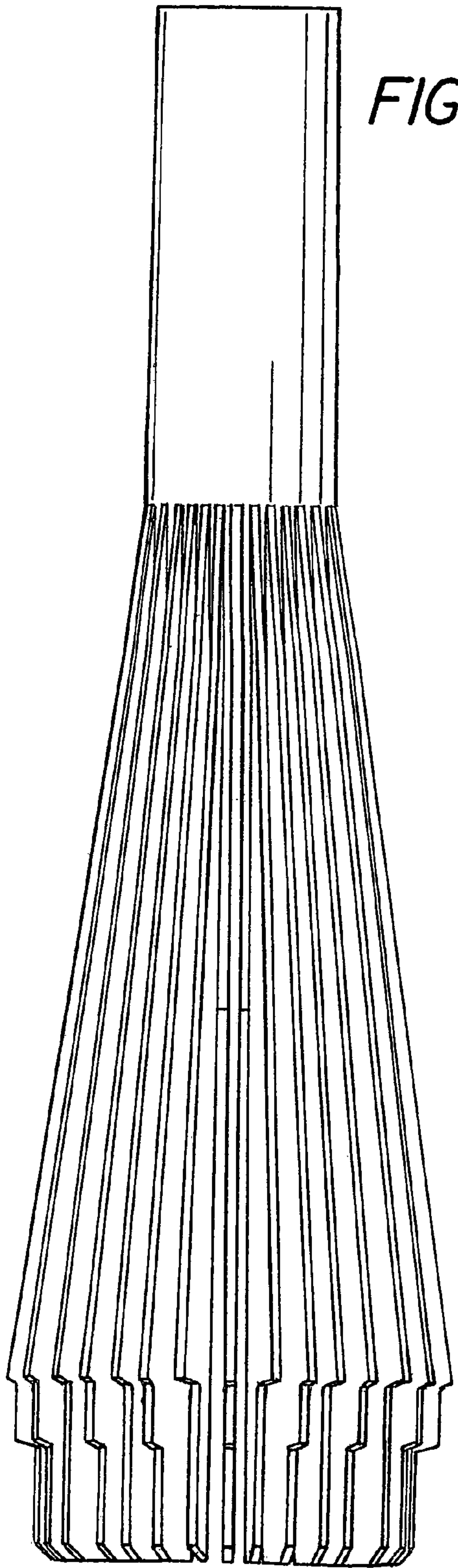
**1 Claim, 2 Drawing Sheets**



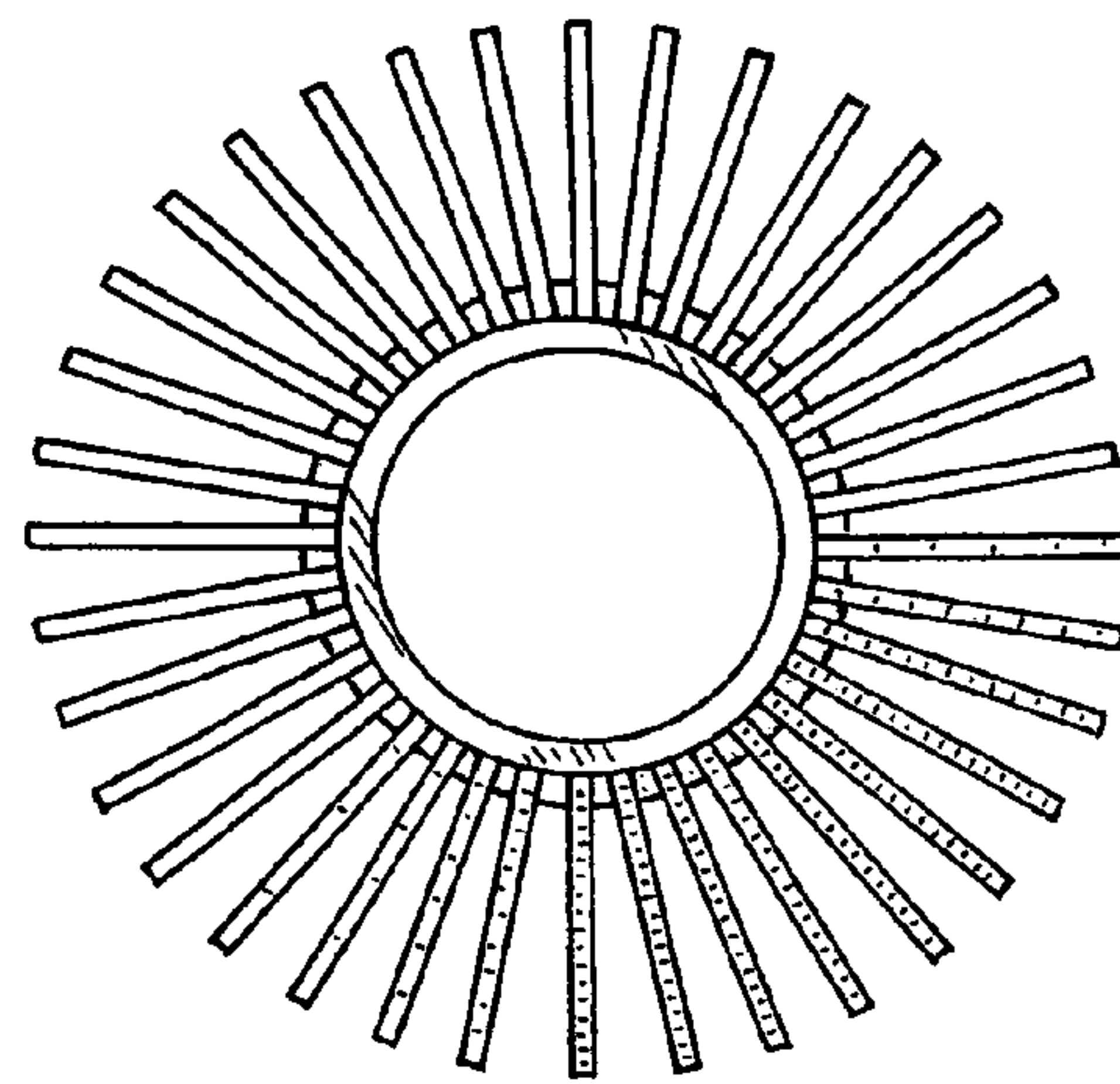


*FIG. 1*

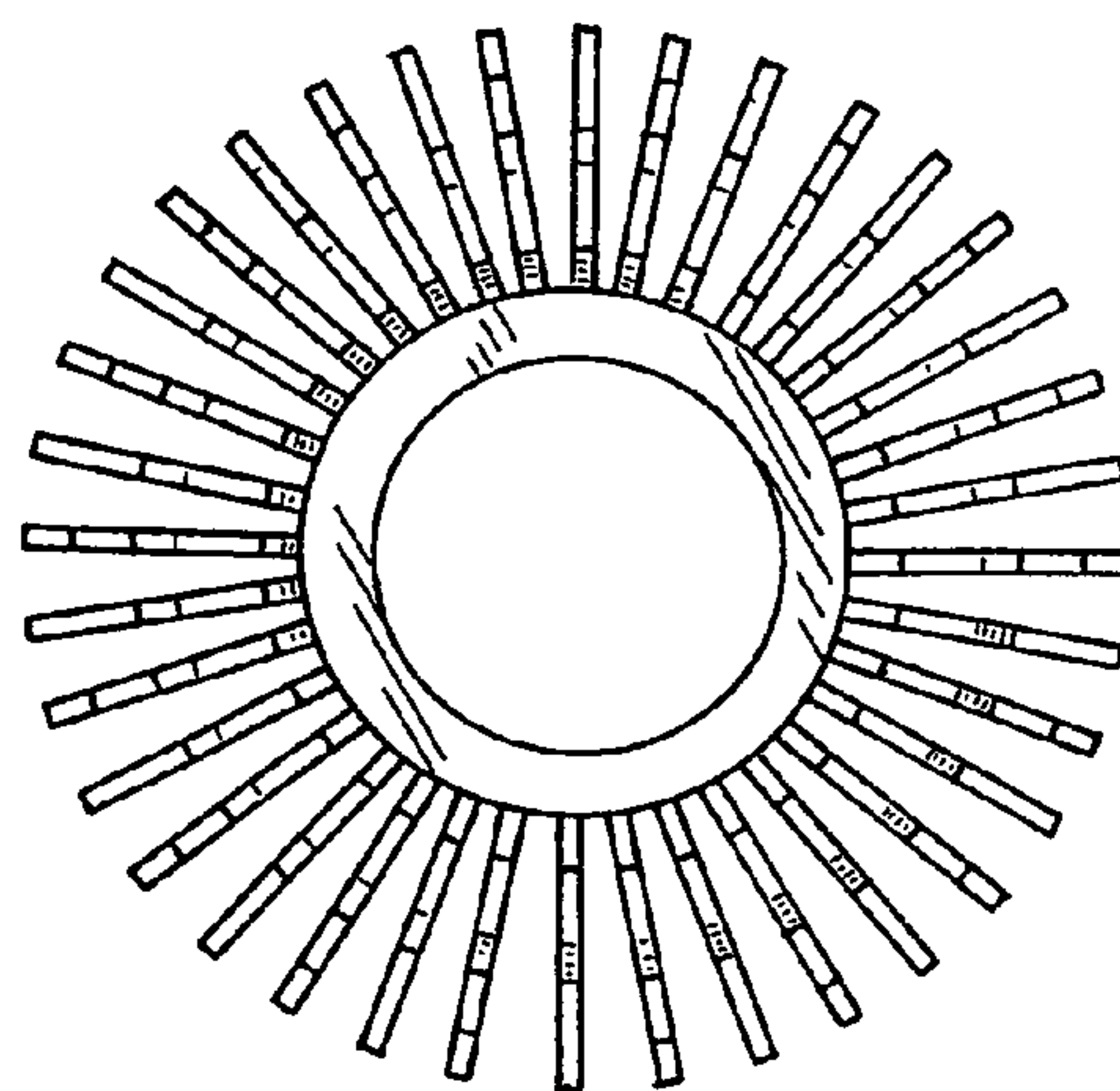




*FIG. 2*



*FIG. 3*



*FIG. 4*