



US00D556394S

(12) **United States Design Patent**
Kim

(10) **Patent No.:** **US D556,394 S**

(45) **Date of Patent:** **** Nov. 27, 2007**

(54) **WASHING MACHINE**

(75) Inventor: **Kyung Tae Kim**, Suwon (KR)

(73) Assignee: **Samsung Electronics Co., Ltd.**,
Suwon, Kyungki-Do (KR)

(**) Term: **14 Years**

(21) Appl. No.: **29/263,953**

(22) Filed: **Aug. 1, 2006**

(51) **LOC (8) Cl.** **15-05**

(52) **U.S. Cl.** **D32/6**

(58) **Field of Classification Search** D32/1,
D32/5, 6, 8, 10, 25; 34/58, 108, 523, 130-132,
34/595-597, 417, 499, 534, 600; 68/3 R,
68/4, 5 R, 12.01, 12.08, 212; 38/1 A; 312/31
See application file for complete search history.

(56) **References Cited**

U.S. PATENT DOCUMENTS

D446,891 S *	8/2001	Kim	D32/6
D490,946 S *	6/2004	Suh et al.	D32/6
D491,324 S *	6/2004	Kim et al.	D32/6
D524,000 S *	6/2006	Kim et al.	D32/6

D524,494 S *	7/2006	Kim et al.	D32/9
D526,453 S *	8/2006	Jun	D32/6
D527,150 S *	8/2006	Jun	D32/6

* cited by examiner

Primary Examiner—Louis S. Zarfaz

Assistant Examiner—Kathleen M. Sims

(74) *Attorney, Agent, or Firm*—Ladas & Parry LLC

(57) **CLAIM**

I claim the ornamental design for a washing machine, as shown.

DESCRIPTION

FIG. 1 is a top, front, and left side perspective view of a washing machine showing my new design;

FIG. 2 is a front elevational view thereof;

FIG. 3 is a rear elevational view thereof;

FIG. 4 is a left side elevational view thereof;

FIG. 5 is a right side elevational view thereof;

FIG. 6 is a top plan view thereof; and,

FIG. 7 is a bottom plan view thereof.

1 Claim, 7 Drawing Sheets

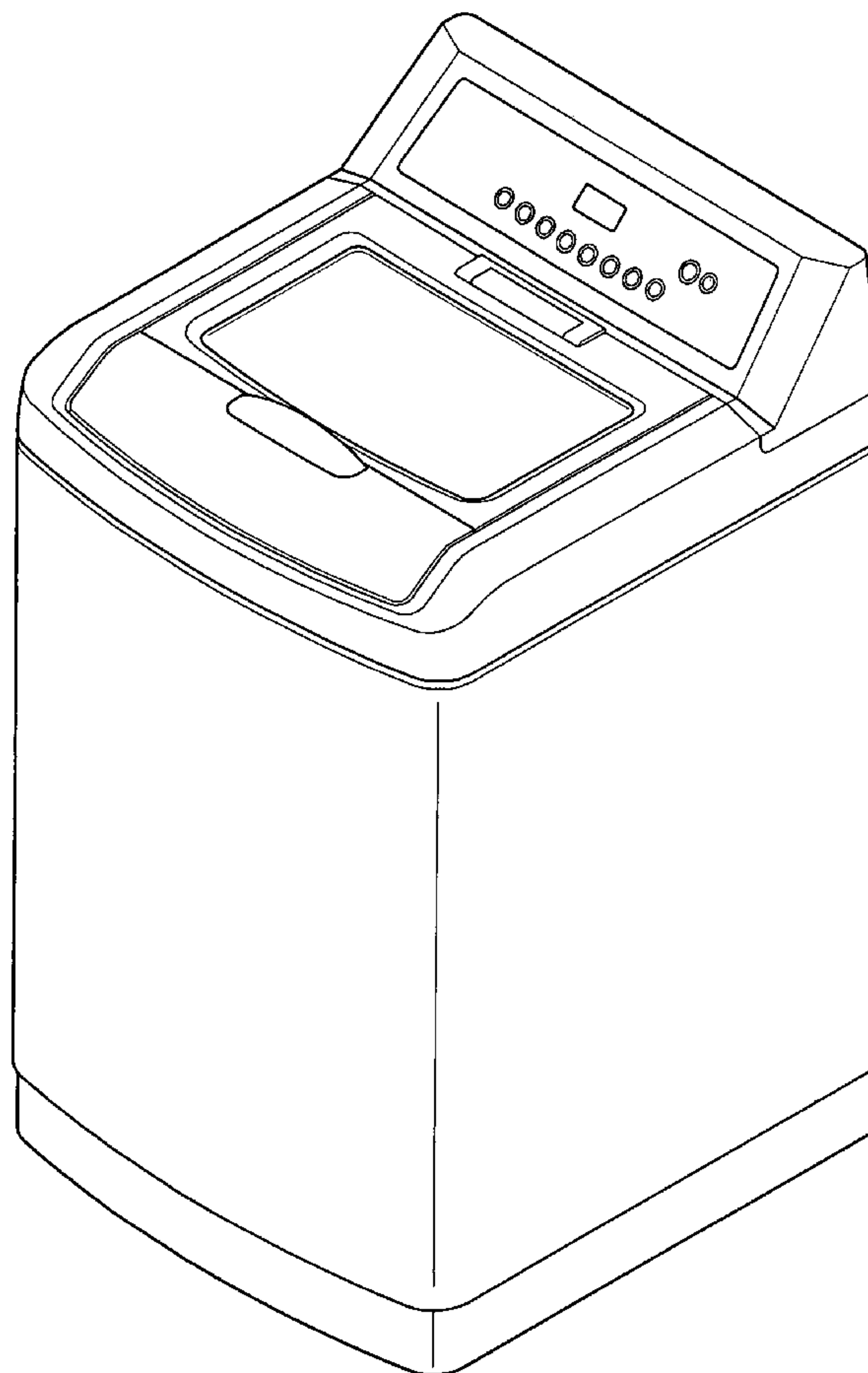


FIG. 1

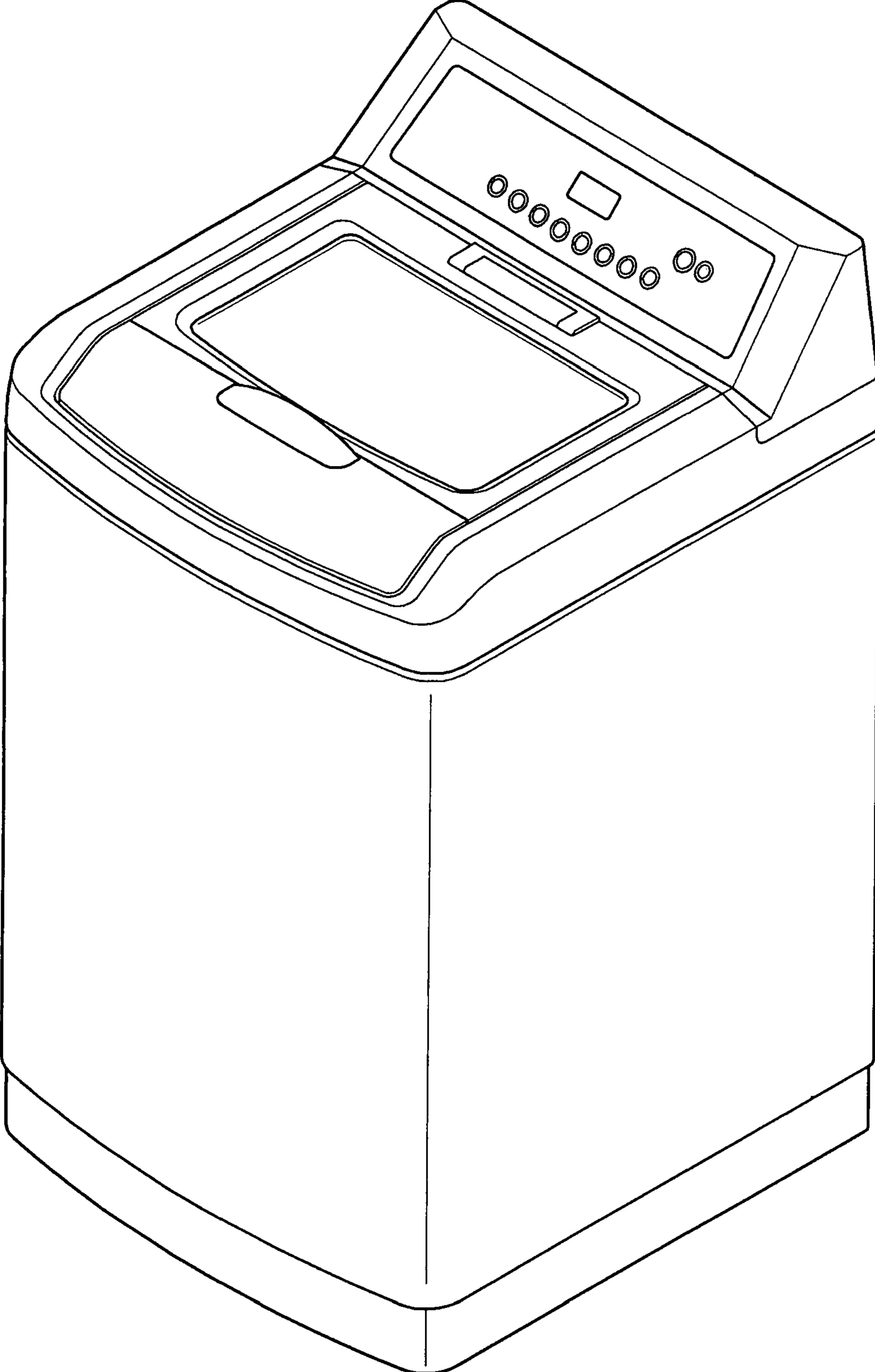


FIG. 2




FIG. 3




FIG. 4




FIG. 5




FIG. 6




FIG. 7

