



US00D556391S

(12) **United States Design Patent**
Dennis

(10) **Patent No.:** **US D556,391 S**

(45) **Date of Patent:** **** Nov. 27, 2007**

(54) **PET TOY**

(75) Inventor: **Edward Dennis**, Morrison, CO (US)

(73) Assignee: **Topet USA, Inc.**, Morrison, CO (US)

(**) Term: **14 Years**

(21) Appl. No.: **29/248,565**

(22) Filed: **Aug. 22, 2006**

(51) **LOC (8) Cl.** **30-99**

(52) **U.S. Cl.** **D30/160**

(58) **Field of Classification Search** D30/119,
D30/160; D11/117, 121, 125, 127, 184;
119/702, 706-711; 383/109; 428/15, 17,
428/24-27

See application file for complete search history.

(56) **References Cited**

U.S. PATENT DOCUMENTS

1,224,552	A *	5/1917	Kinnard	428/26
D72,380	S *	4/1927	Mannel	D21/624
2,054,605	A *	9/1936	Rogers	428/26
2,787,818	A *	4/1957	Kaber	D11/117
D191,865	S *	12/1961	Mosheim	D11/117
3,041,031	A *	6/1962	Pearson	428/26
5,108,800	A *	4/1992	Koo	428/26
D329,310	S *	9/1992	O'Rourke	D30/160
5,145,730	A *	9/1992	Cheng	428/24
D346,048	S *	4/1994	Jandebeur et al.	D30/160
5,508,901	A *	4/1996	Kuo	428/24

5,586,410	A *	12/1996	Gallo	428/24
5,693,386	A *	12/1997	Cheng	383/109
6,068,894	A *	5/2000	Morford et al.	428/15
D452,593	S *	12/2001	Kaplan	D30/160

* cited by examiner

Primary Examiner—Cathy Anne MacCormac

(74) *Attorney, Agent, or Firm*—Marsh Fischmann & Breyfogle LLP

(57) **CLAIM**

The ornamental design for a pet toy, as shown and described.

DESCRIPTION

FIG. 1 is a perspective view of the pet toy;

FIG. 2 is a front view of the pet toy;

FIG. 3 is a rear view of the pet toy;

FIG. 4 is a view of the right side of the pet toy;

FIG. 5 is a view of the left side of the pet toy;



FIG. 6 is a top view of the pet toy; and

FIG. 7 is a bottom view of the pet toy;

FIG. 8 is a perspective view of a second embodiment of FIG. 1, the only difference being the addition of a sleeve, it being understood that all other views are the same as those in the embodiment of FIG. 1; and,

FIG. 9 is a front view of FIG. 8.

1 Claim, 5 Drawing Sheets






FIG.1

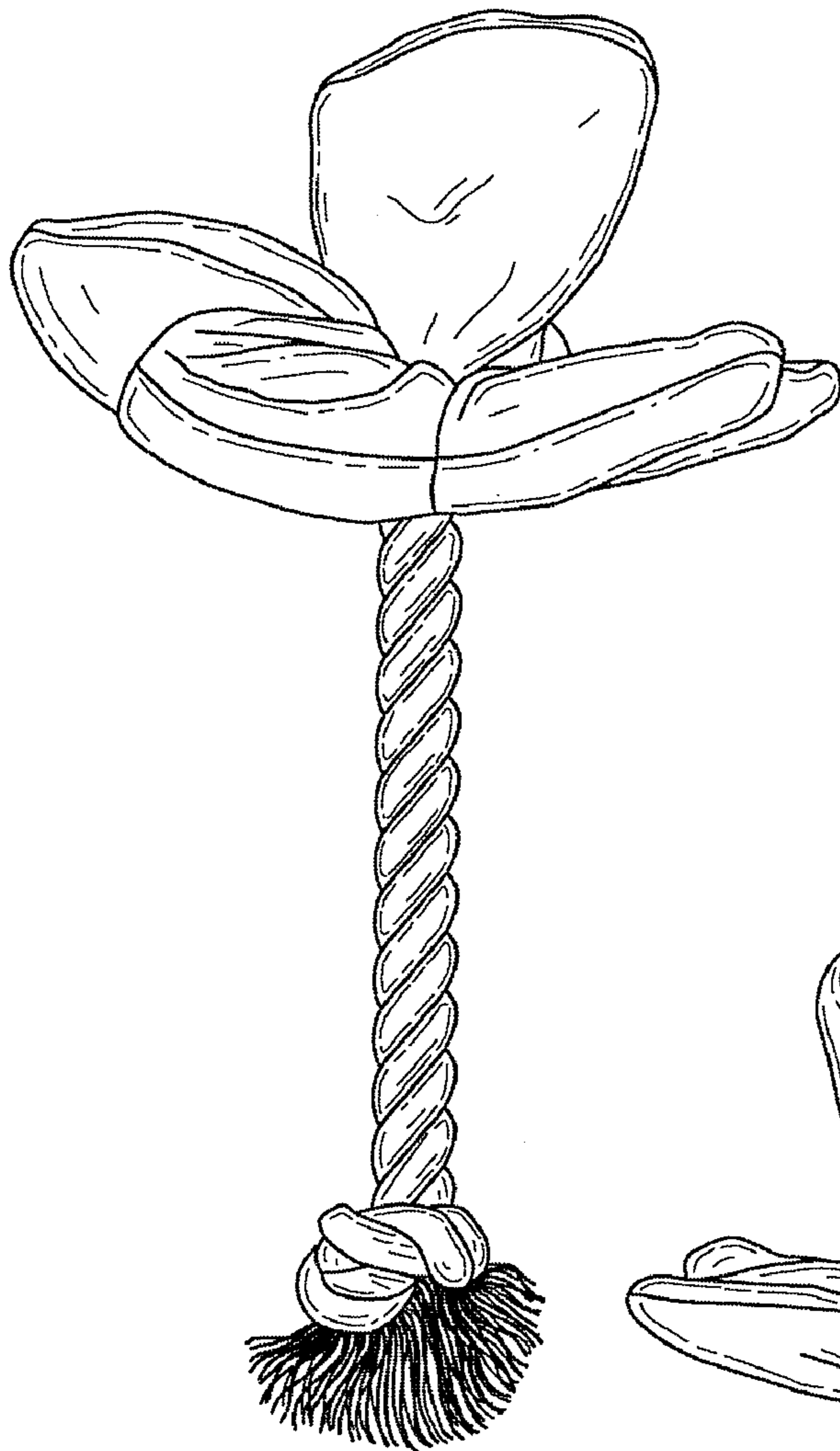


FIG. 2




FIG. 3

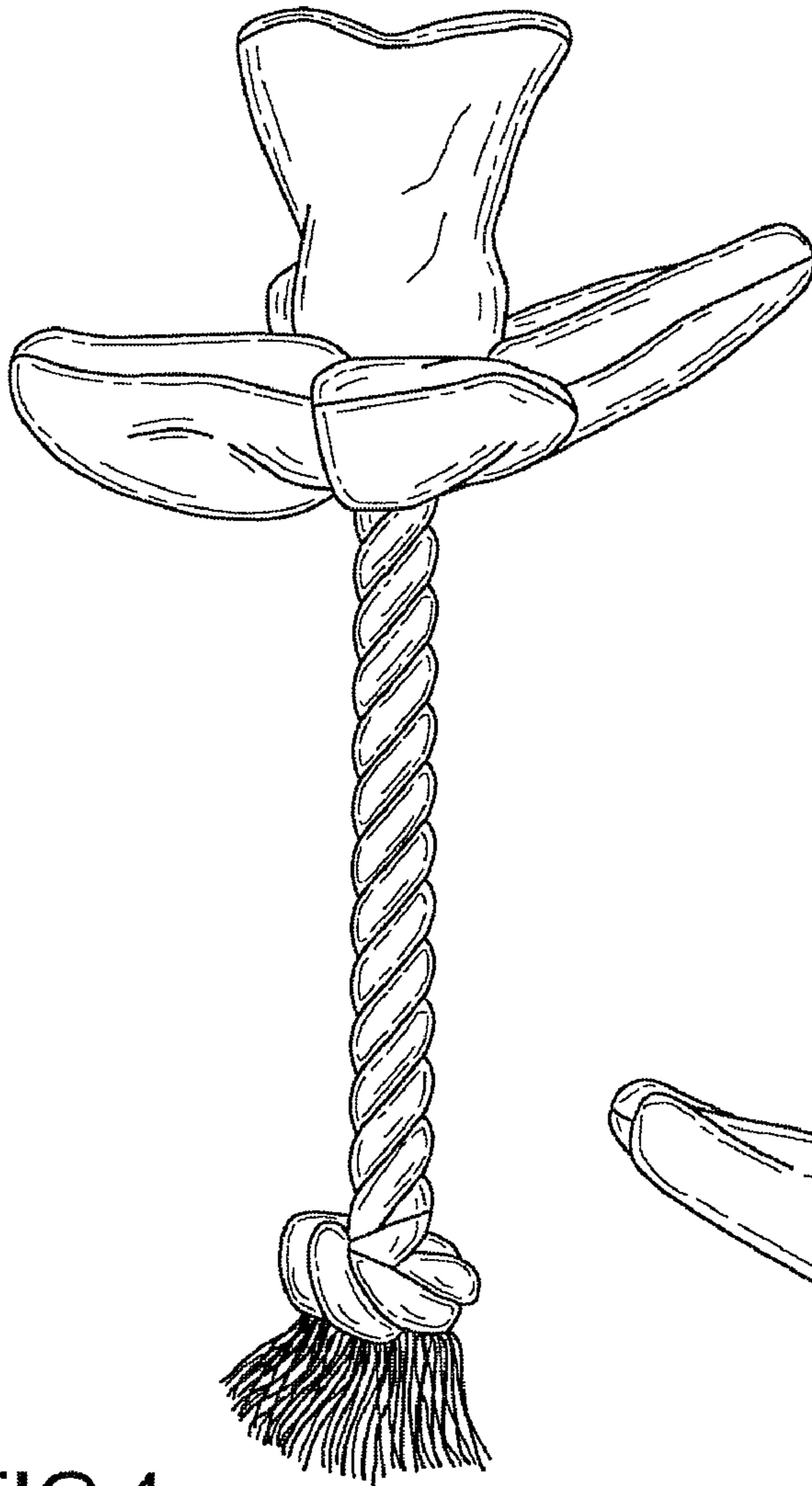


FIG. 4




FIG. 5




FIG.6




FIG.7

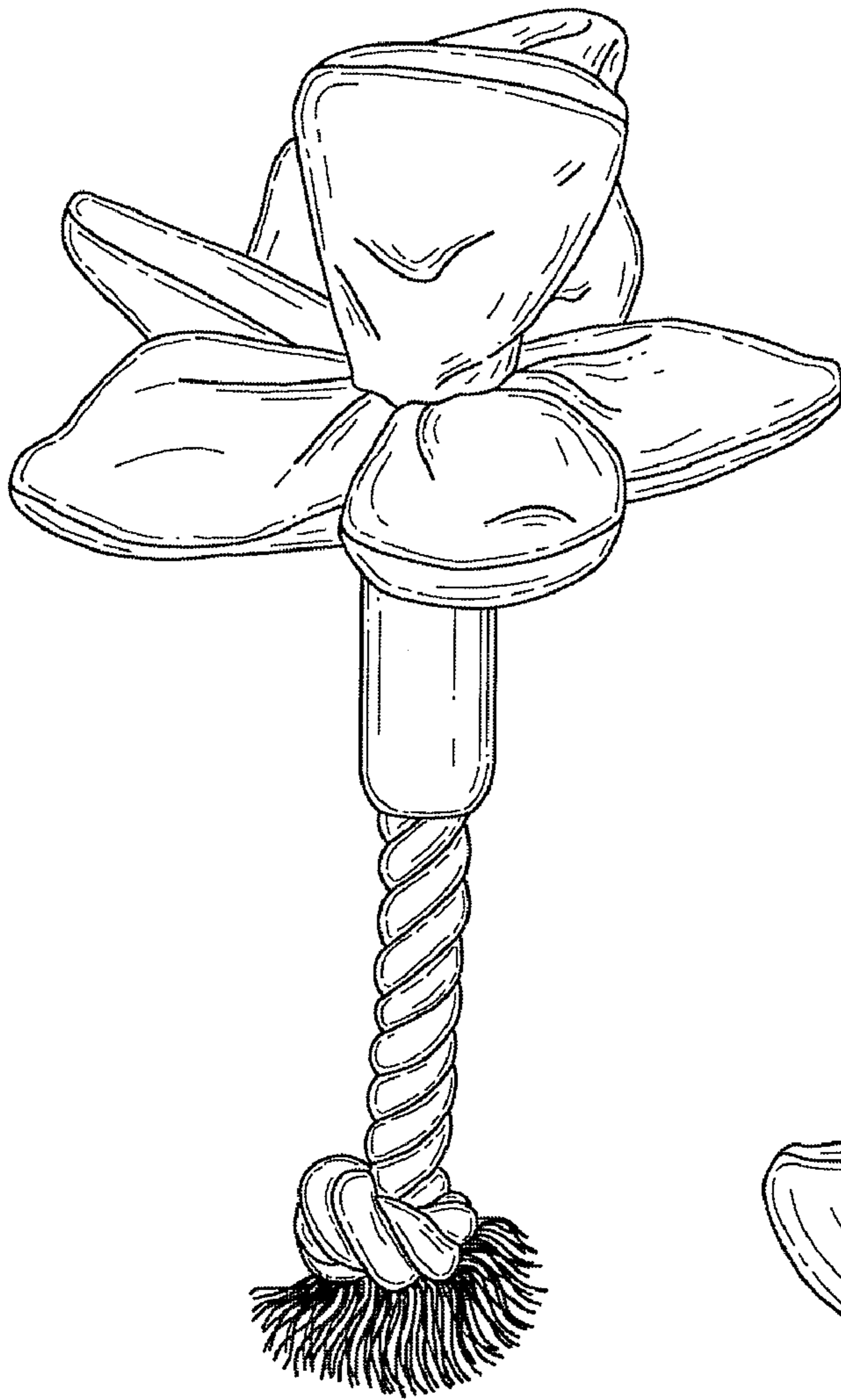


FIG. 8

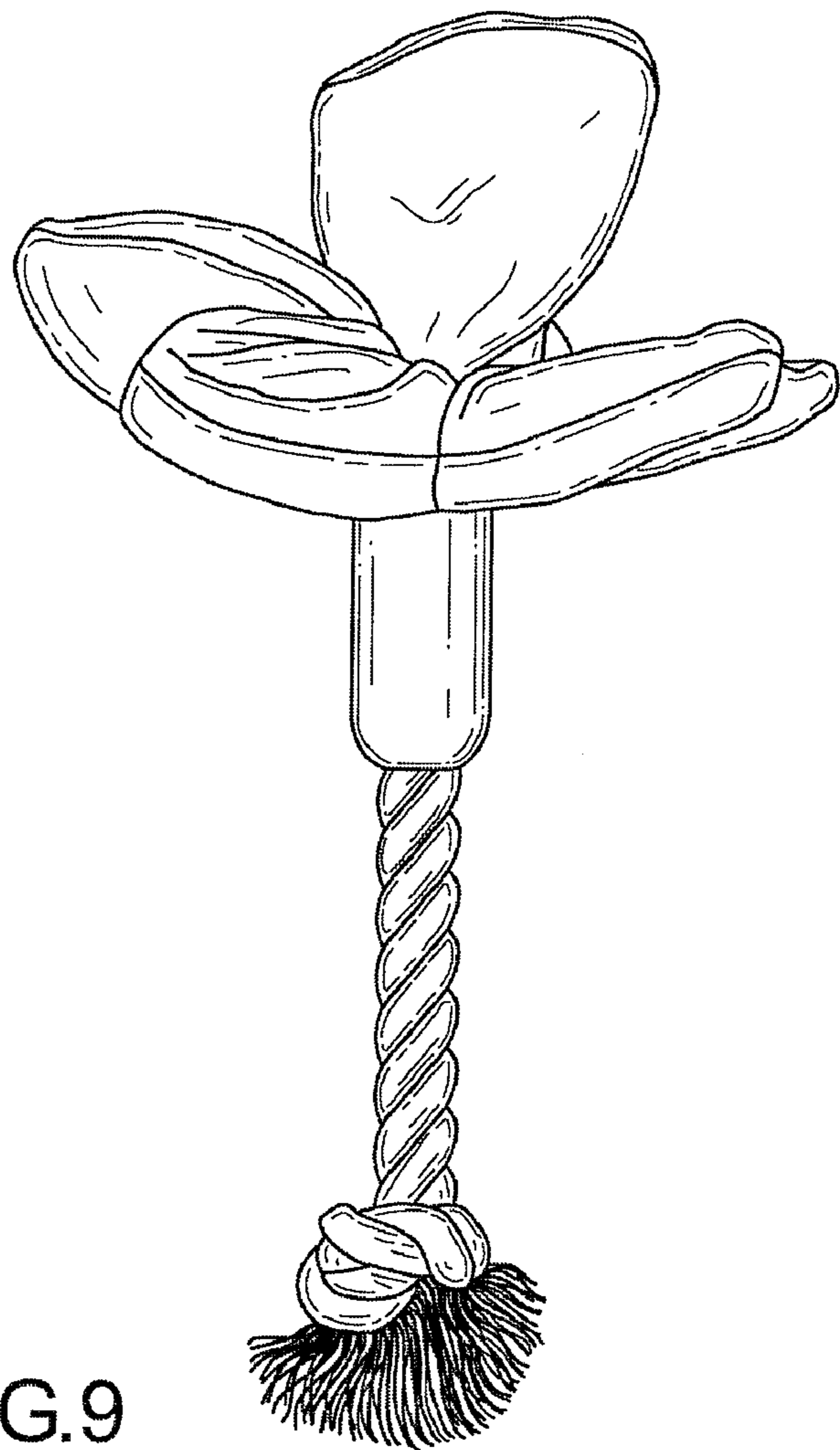


FIG. 9