



US00D556390S

(12) **United States Design Patent**
Greenburgh et al.

(10) **Patent No.:** **US D556,390 S**

(45) **Date of Patent:** **** Nov. 27, 2007**

(54) **PET PENDANT**

(75) Inventors: **Judyth Greenburgh**, Larkspur, CA
(US); **Patti Parlee**, Larkspur, CA (US)

(73) Assignee: **Clarus Transphase Scientific, Inc.**,
Larkspur, CA (US)

(**) Term: **14 Years**

(21) Appl. No.: **29/256,805**

(22) Filed: **Mar. 24, 2006**

(51) **LOC (8) Cl.** **30-08**

(52) **U.S. Cl.** **D30/155; D11/79**

(58) **Field of Classification Search** 40/6,
40/300, 642.02, 303, 654.01, 665, 661; D21/388,
D21/386, 390, 471, 500; D1/127-129; D3/207-212;
D13/171, 174; 424/464, 440; 273/450,
273/236, 237-86, 288-91; 426/87, 104,
426/512, 660; D24/101-102; 283/75, 108,
283/109; D9/452, 454; D28/8.1; D30/155,
D30/152; D25/135; 119/856; 239/36, 55;
206/37; D11/86, 79.1, 80, 97; D26/37, 38,
D26/49; 362/103, 104, 108, 191
See application file for complete search history.

(56) **References Cited**

U.S. PATENT DOCUMENTS

D10,256 S *	9/1877	Fisk	D28/8.1
D11,365 S *	8/1879	Prooter	D28/8.1
D16,588 S *	3/1886	Smith	D28/8.1
636,199 A *	10/1899	Davies	473/35
710,062 A *	9/1902	Leary	404/34
1,243,501 A *	10/1917	Fraser	424/467
D56,702 S *	11/1920	Ludwig	D28/8.1
D58,032 S *	5/1921	Lang	D28/8.1
D59,910 S *	12/1921	Noble	D24/101

1,556,064 A *	10/1925	Becker et al.	473/36
D85,675 S *	12/1931	Thrasher	D28/8.1
1,910,476 A *	5/1933	Rulong	40/661.06
2,106,097 A *	1/1938	Homan	426/104
2,312,381 A *	3/1943	Bickenheuser	424/467
D147,027 S *	7/1947	Stevens, Jr.	D9/452
2,979,268 A *	4/1961	Brun	239/55
D213,873 S *	4/1969	Bryan	D24/101
D216,134 S *	11/1969	Parsons	D21/386
D218,368 S *	8/1970	Johnson	D28/8.1
D223,759 S *	6/1972	File	D24/101
D231,406 S *	4/1974	Bialo	D28/8.1
4,259,798 A *	4/1981	McConnell	40/300
D267,122 S *	11/1982	Scotton et al.	D24/101
D269,127 S *	5/1983	Christianson	D28/8.1

(Continued)

Primary Examiner—Catherine Tuttle

Assistant Examiner—Susan Moon Lee

(74) *Attorney, Agent, or Firm*—Fenwick & West LLP

(57) **CLAIM**

The ornamental design for a pet pendant, as shown and described.

DESCRIPTION

FIG. 1 is a rear perspective view of the pet pendant;

FIG. 2 is a rear elevation view thereof;

FIG. 3 is a top plan view thereof;

FIG. 4 is a right side elevation view thereof;

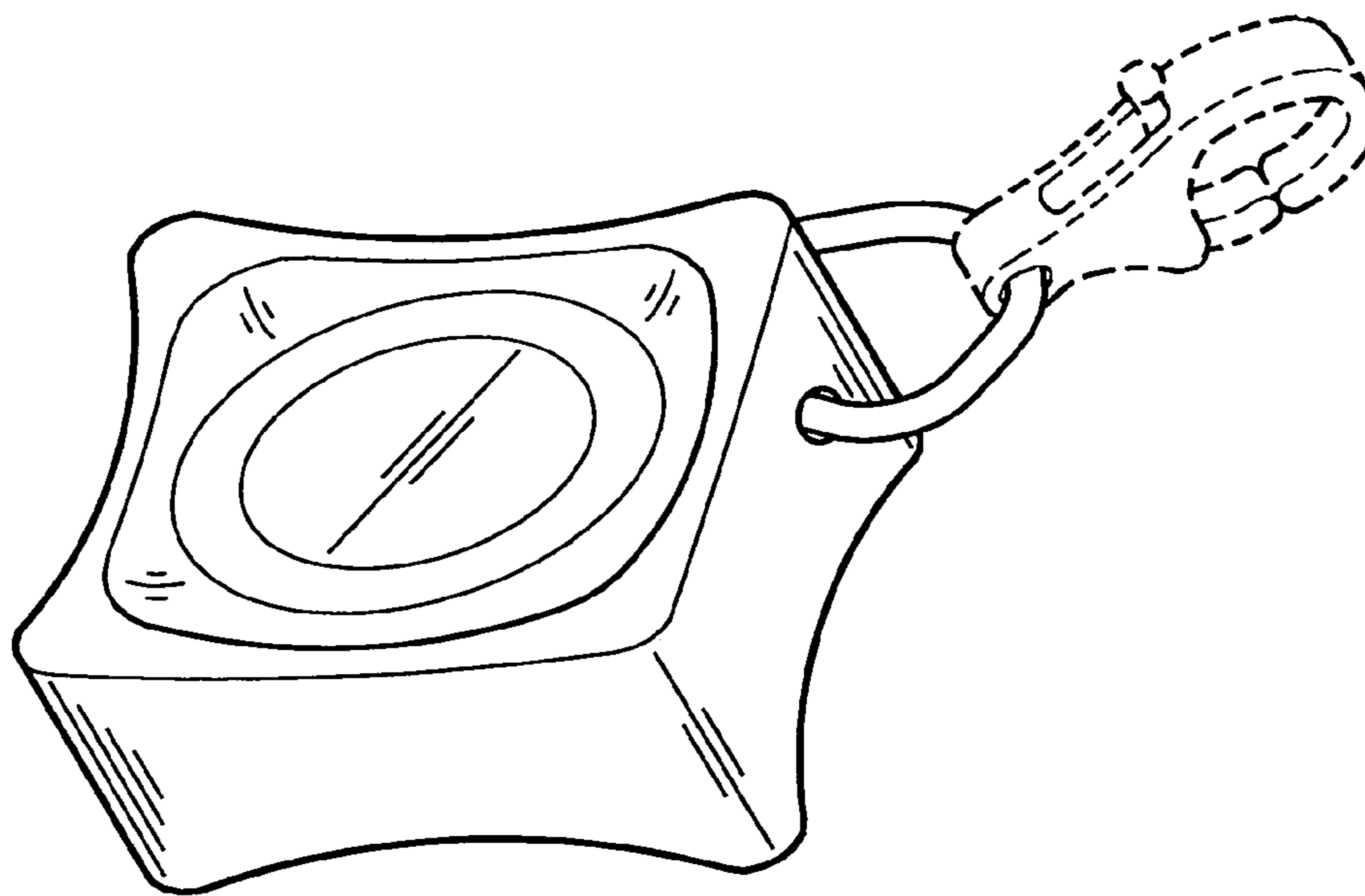
FIG. 5 is a front elevation view thereof;

FIG. 6 is a left side elevation view thereof; and,

FIG. 7 is a bottom plan view thereof.

The portions rendered in broken line are for illustrative purposes only and form no part of the claimed design.

1 Claim, 2 Drawing Sheets



US D556,390 S

Page 2

U.S. PATENT DOCUMENTS

D269,720 S *	7/1983	Tovey	D24/101	D393,148 S *	4/1998	Petruzzi	D3/208
D273,315 S *	4/1984	Matteson	D21/782	D394,287 S *	5/1998	Jensen et al.	D21/500
D275,614 S *	9/1984	Eoga	D24/101	D396,537 S *	8/1998	Stanton	D1/127
D275,615 S *	9/1984	Eoga	D24/101	D397,507 S *	8/1998	Bern	D28/8.1
4,739,566 A *	4/1988	Smith	40/303	D404,830 S *	1/1999	Childs et al.	D24/224
D301,136 S *	5/1989	Saito	D13/171	D420,763 S *	2/2000	Forward et al.	D28/8.1
D301,763 S *	6/1989	Rhoa et al.	D24/101	D423,770 S *	5/2000	Degener	D3/201
D302,337 S *	7/1989	Bresloff et al.	D24/101	D431,094 S *	9/2000	Forward et al.	D28/8.1
4,953,770 A *	9/1990	Bond, Sr.	224/250	D431,341 S *	9/2000	DiPaolo et al.	D99/34
5,186,318 A *	2/1993	Oestreich et al.	206/37	D447,835 S *	9/2001	Whitaker et al.	D28/8.1
D352,364 S *	11/1994	Dietz	D28/8.1	D458,421 S *	6/2002	Wasserman et al.	D30/155
D358,251 S *	5/1995	Bettis	D3/208	6,596,954 B2 *	7/2003	Miyashita	200/406
D364,910 S *	12/1995	Shovek	D21/782	D485,421 S *	1/2004	Norton	D1/127
D375,549 S *	11/1996	Sauer	D24/101	2003/0033737 A1 *	2/2003	Bradshaw et al.	40/300

* cited by examiner

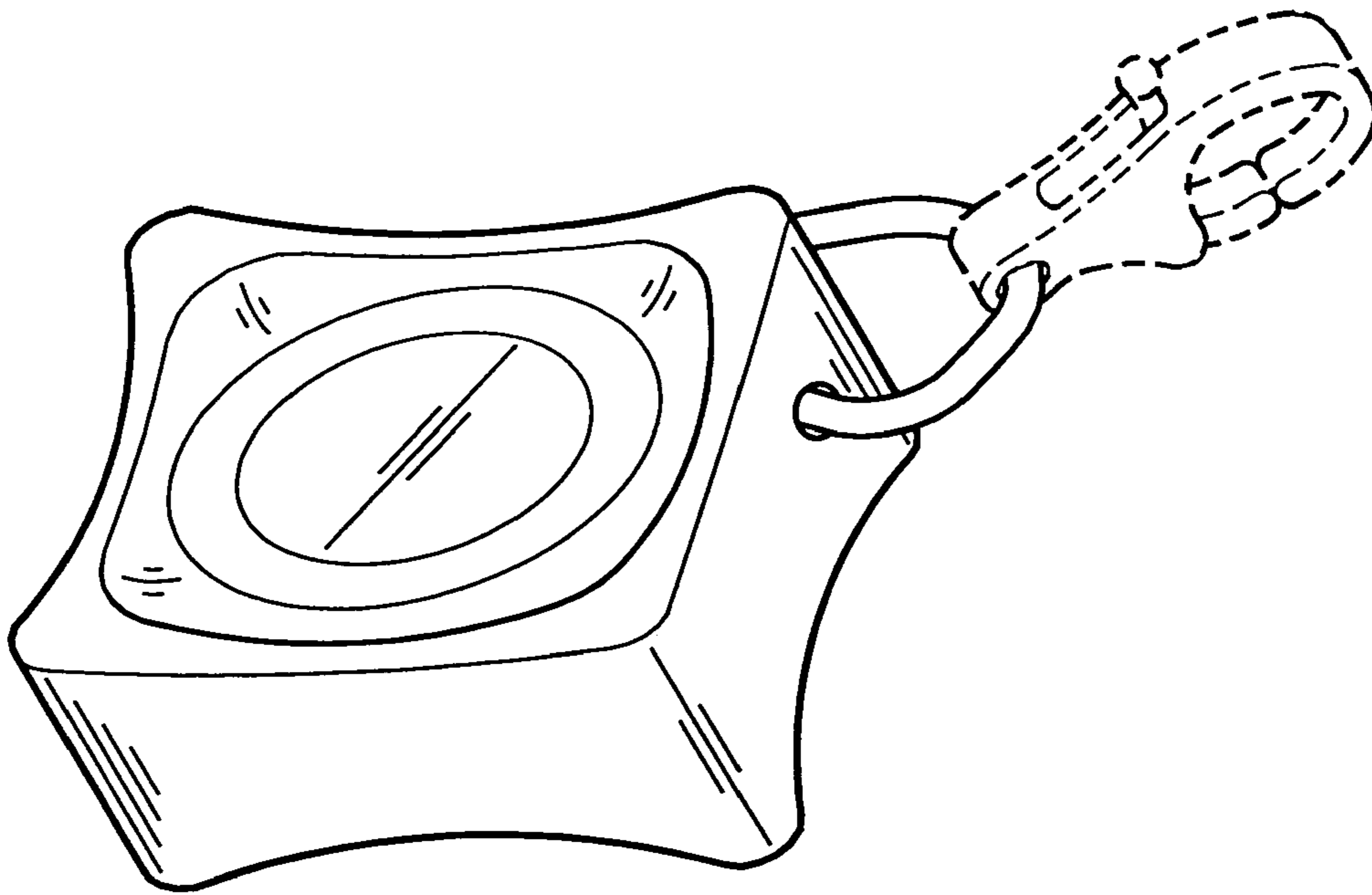


FIG. 1

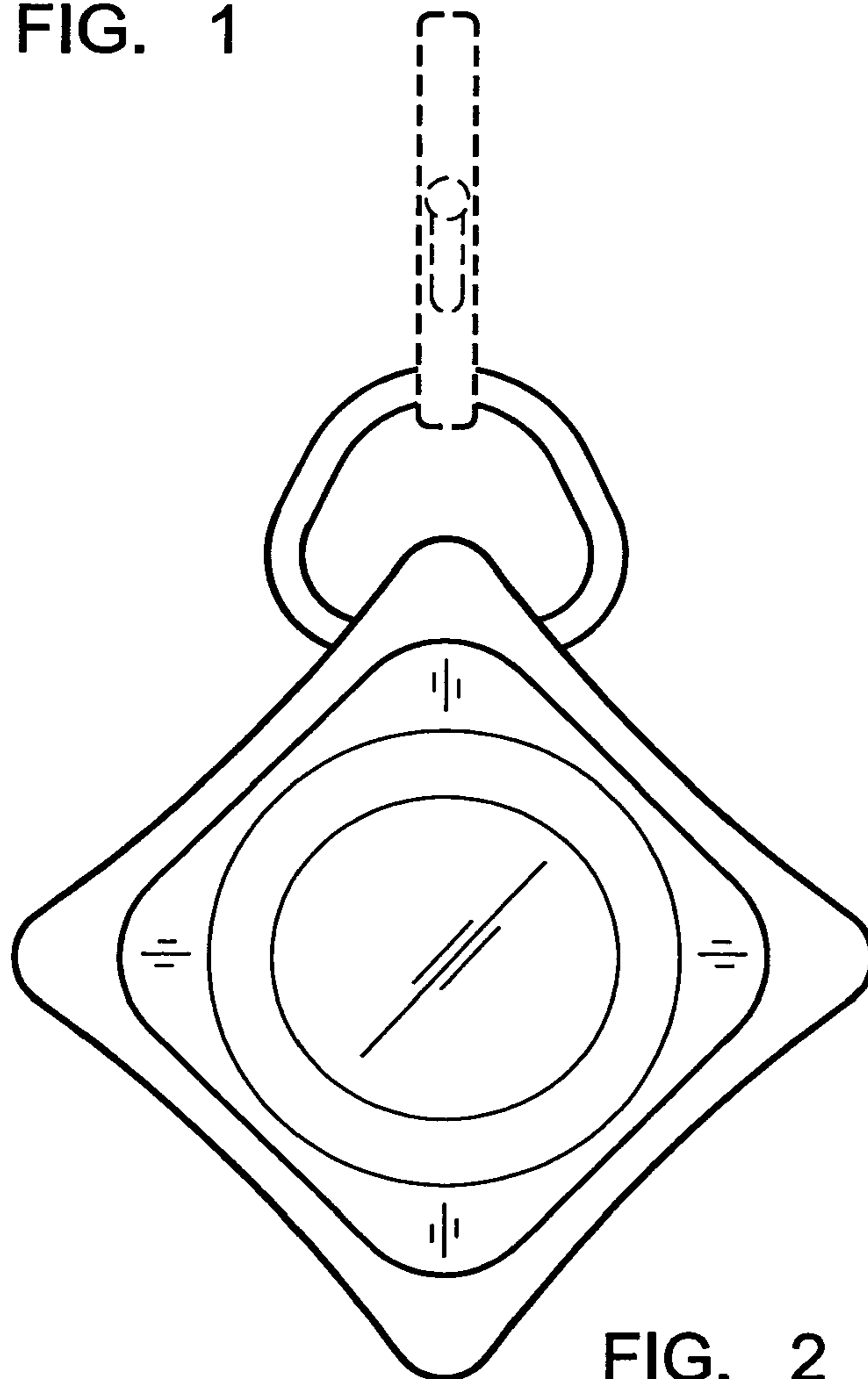


FIG. 2

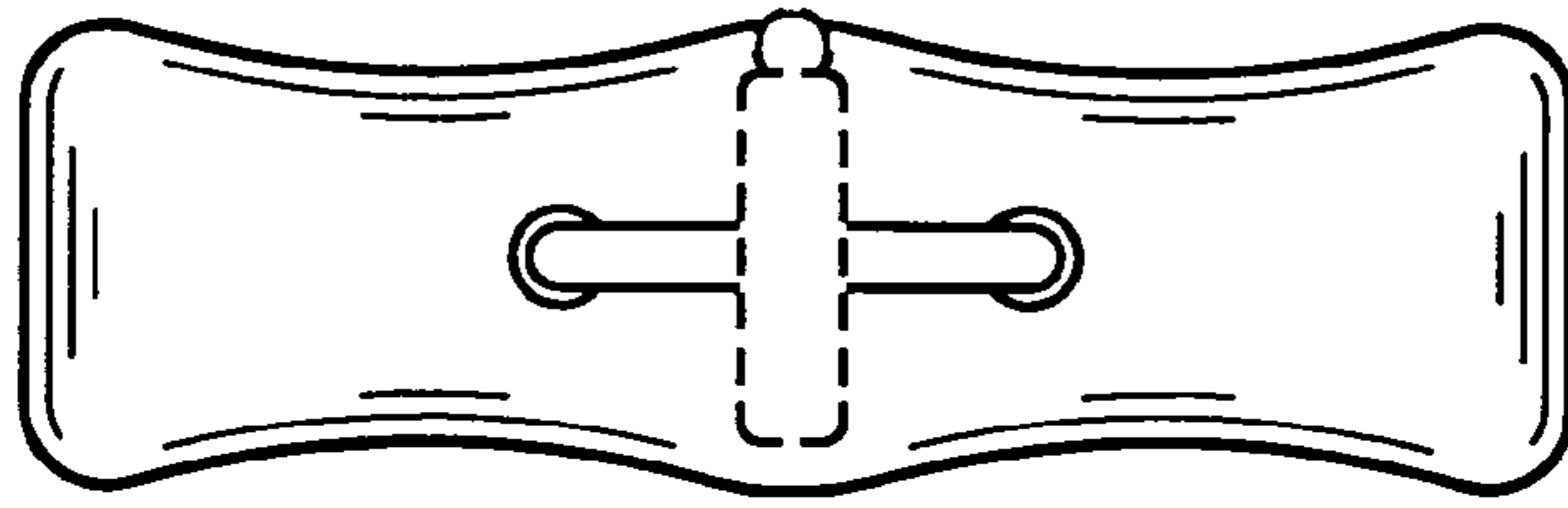


FIG. 3

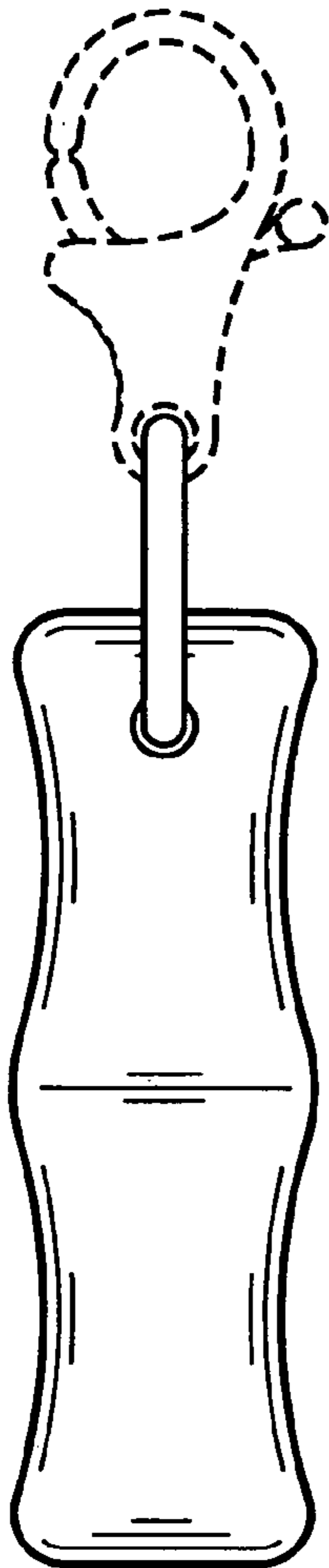


FIG. 4

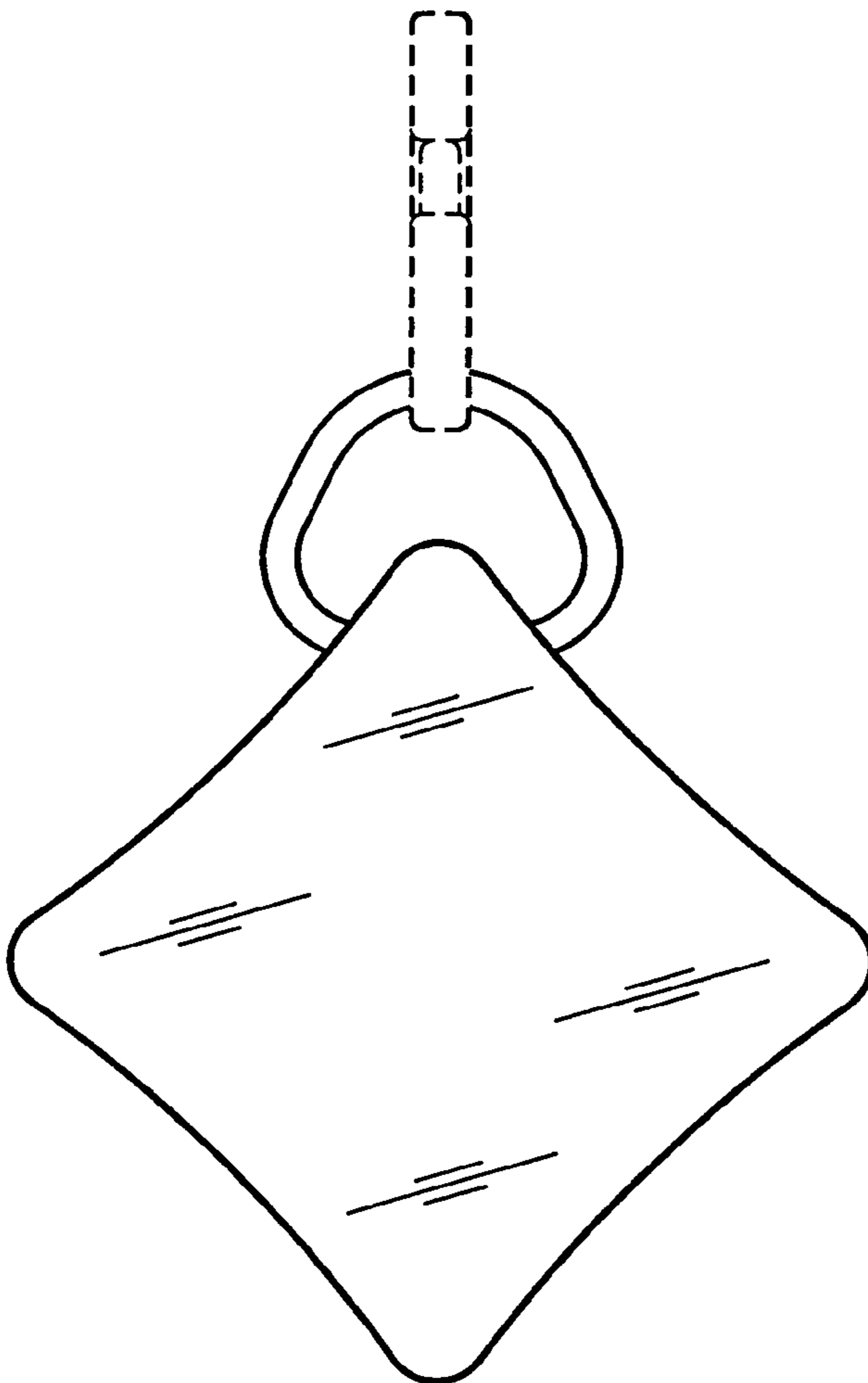


FIG. 5

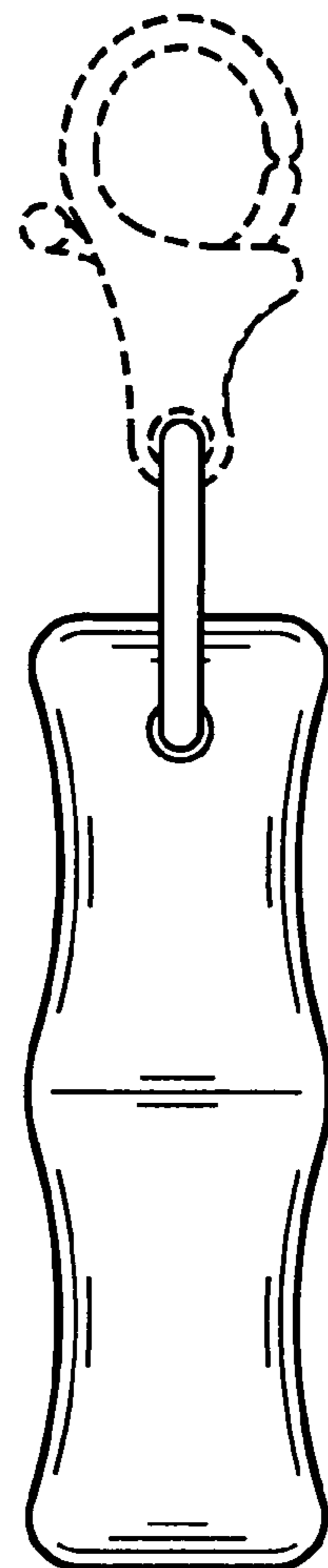


FIG. 6

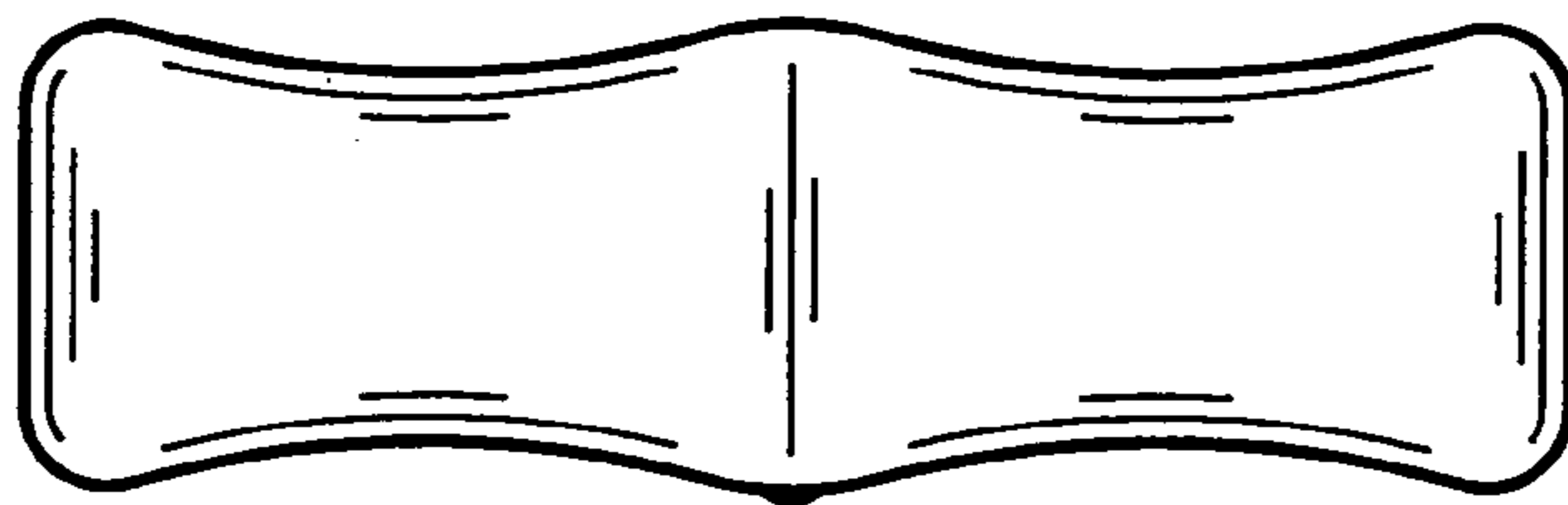


FIG. 7