



US00D556383S

(12) **United States Design Patent** (10) **Patent No.:** **US D556,383 S**
Petzl (45) **Date of Patent:** **** Nov. 27, 2007**

(54) **HARNESS**

(75) Inventor: **Paul Petzl**, Barraux (FR)

(73) Assignee: **Zedel**, Crolles (FR)

(**) Term: **14 Years**

(21) Appl. No.: **29/270,956**

(22) Filed: **Jan. 8, 2007**

(30) **Foreign Application Priority Data**

Jul. 7, 2006 (EM) 000 561279-0001

(51) **LOC (8) Cl.** **29-02**

(52) **U.S. Cl.** **D29/101.1**

(58) **Field of Classification Search** D29/100,
D29/100.1, 100.2, 101.4, 122, 124; D21/683;
D30/152; 2/311; 119/770, 857; 182/3-6,
182/9, 133; 244/151 R; 297/485
See application file for complete search history.

(56) **References Cited**

U.S. PATENT DOCUMENTS

- 1,574,672 A * 2/1926 McCarroll-Doull 128/875
- 1,816,262 A * 7/1931 Ritter 297/484
- 1,967,767 A * 7/1934 Diez 182/3
- 2,212,746 A * 8/1940 Nunn 119/770
- 3,424,134 A * 1/1969 Rosenblum 182/3
- 3,757,744 A * 9/1973 Pravaz 182/3
- D267,598 S * 1/1983 Lyer et al. D3/216
- 4,378,921 A * 4/1983 Allen et al. 244/151 R
- 5,080,191 A * 1/1992 Sanchez 182/3
- D326,492 S * 5/1992 Leibowitz D21/683
- 5,203,829 A * 4/1993 Fisk et al. 119/857
- 5,289,896 A * 3/1994 Giglio 182/3
- D348,153 S * 6/1994 Eldridge D29/101.1
- 5,329,884 A * 7/1994 Bell 119/857
- 5,399,151 A * 3/1995 Smith 602/19
- 5,433,289 A * 7/1995 O'Rourke 182/3

- RE35,028 E * 8/1995 Casebolt et al. 119/857
- 5,531,292 A * 7/1996 Bell 182/3
- D391,682 S * 3/1998 Palembas D29/101.1
- 5,957,091 A * 9/1999 McDonald et al. 119/770
- D447,838 S * 9/2001 Masuda D29/101.1
- D454,986 S * 3/2002 Casebolt et al. D29/101.1
- 6,374,946 B1 * 4/2002 Petzl et al. 182/6
- 6,874,596 B2 * 4/2005 Zeissler et al. 182/3
- D509,627 S * 9/2005 Willows et al. D29/101.2
- 2003/0173150 A1 * 9/2003 Sharp 182/3
- 2004/0065272 A1 * 4/2004 Reynolds et al. 119/770
- 2005/0194211 A1 * 9/2005 O'Shall et al. 182/3
- 2006/0054387 A1 * 3/2006 Fortin 182/3
- 2006/0207828 A1 * 9/2006 D'Acquisto 182/3

FOREIGN PATENT DOCUMENTS

FR 2604097 A1 * 3/1988

* cited by examiner

Primary Examiner—T. Chase Nelson

Assistant Examiner—Karen Acker

(74) *Attorney, Agent, or Firm*—Oliff & Berridge, PLC

(57) **CLAIM**

The ornamental design for a harness, as shown and described.

DESCRIPTION

FIG. 1 is a front perspective view of a harness;

FIG. 2 is a front view thereof;

FIG. 3 is a right-side view thereof;

FIG. 4 is a left-side view thereof;

FIG. 5 is a rear view thereof; and,

FIG. 6 is a rear perspective view thereof.

The broken lines are for illustrative purposes only and form no part of the claimed design.

1 Claim, 6 Drawing Sheets

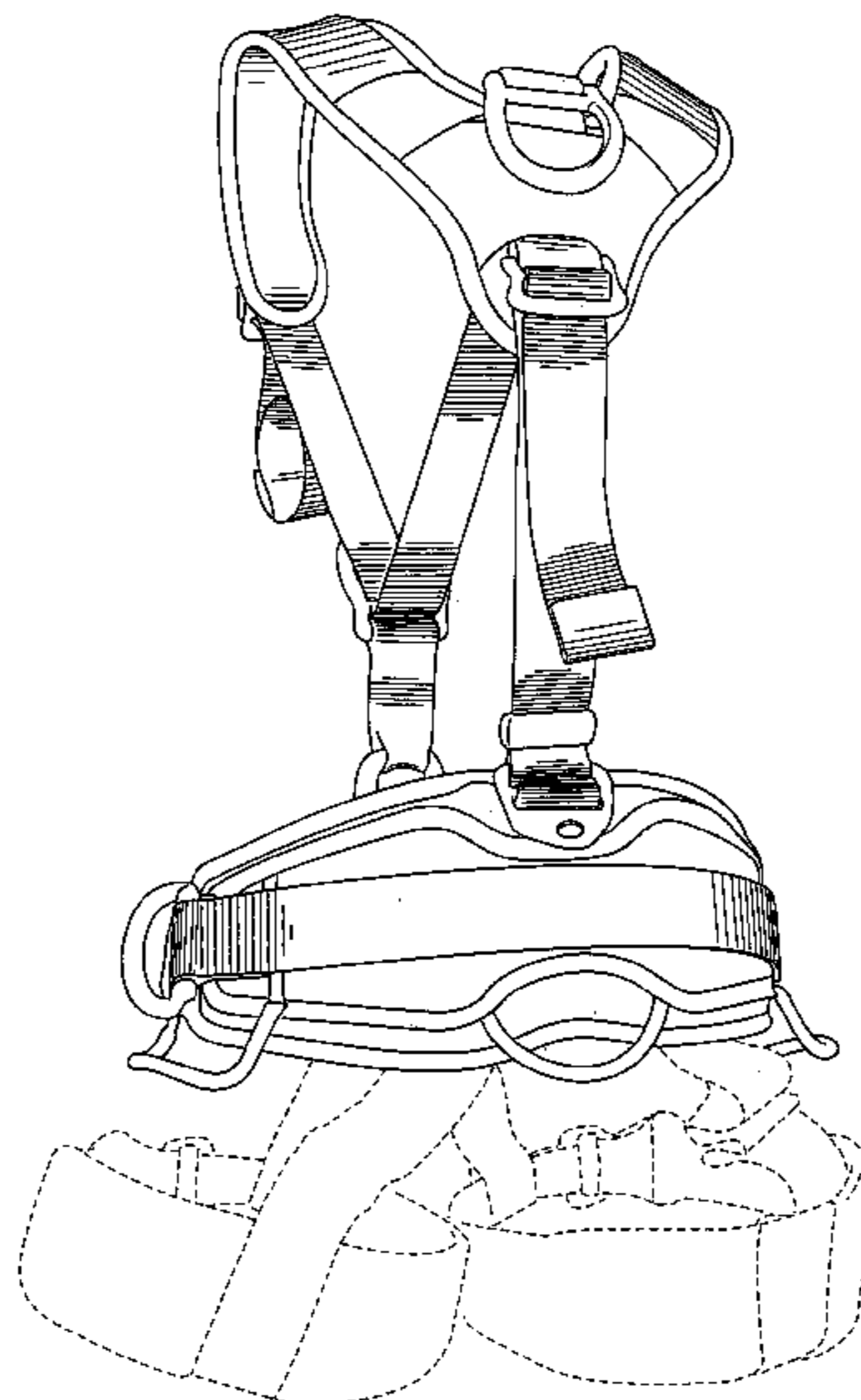


FIG. 1

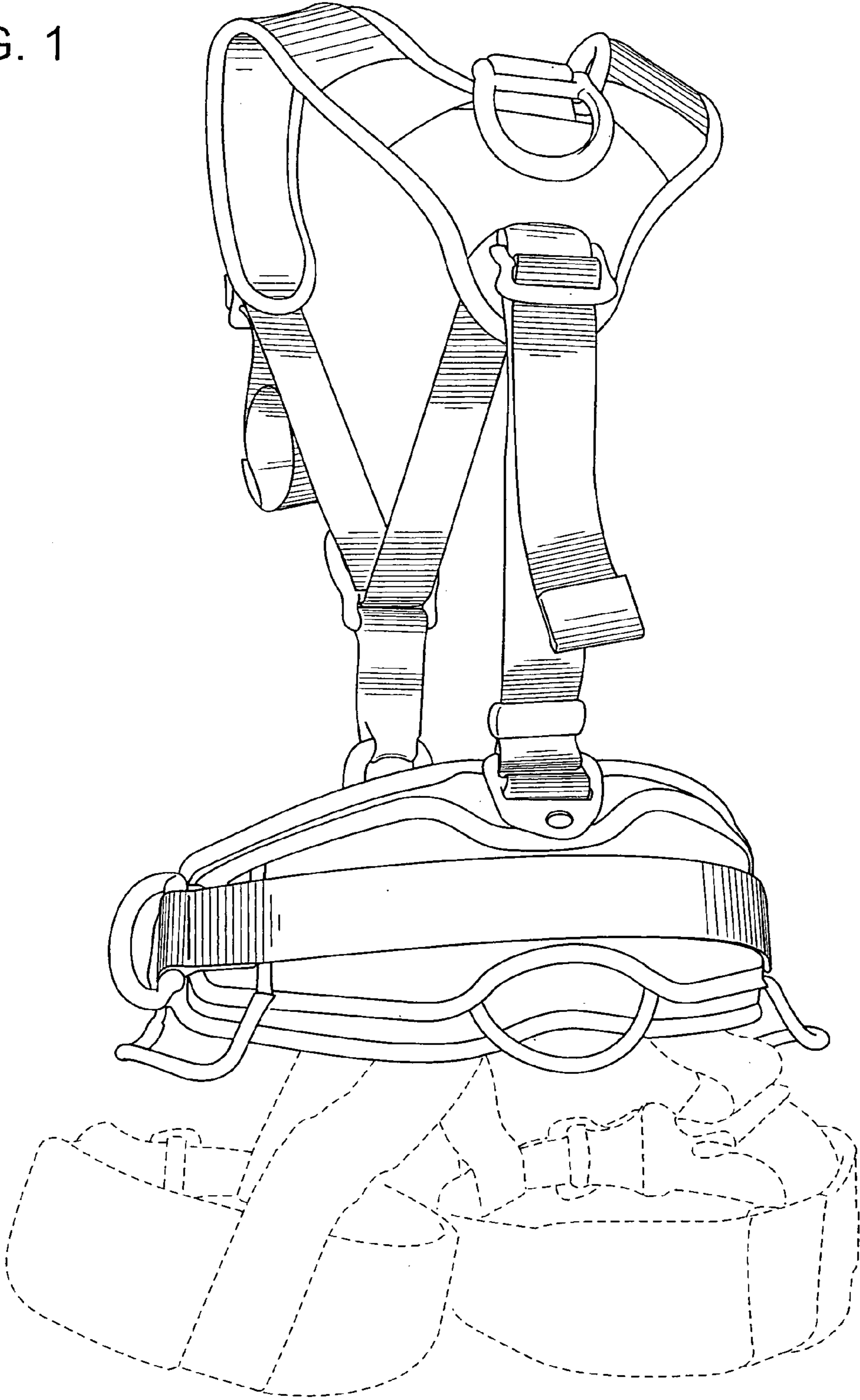


FIG. 2

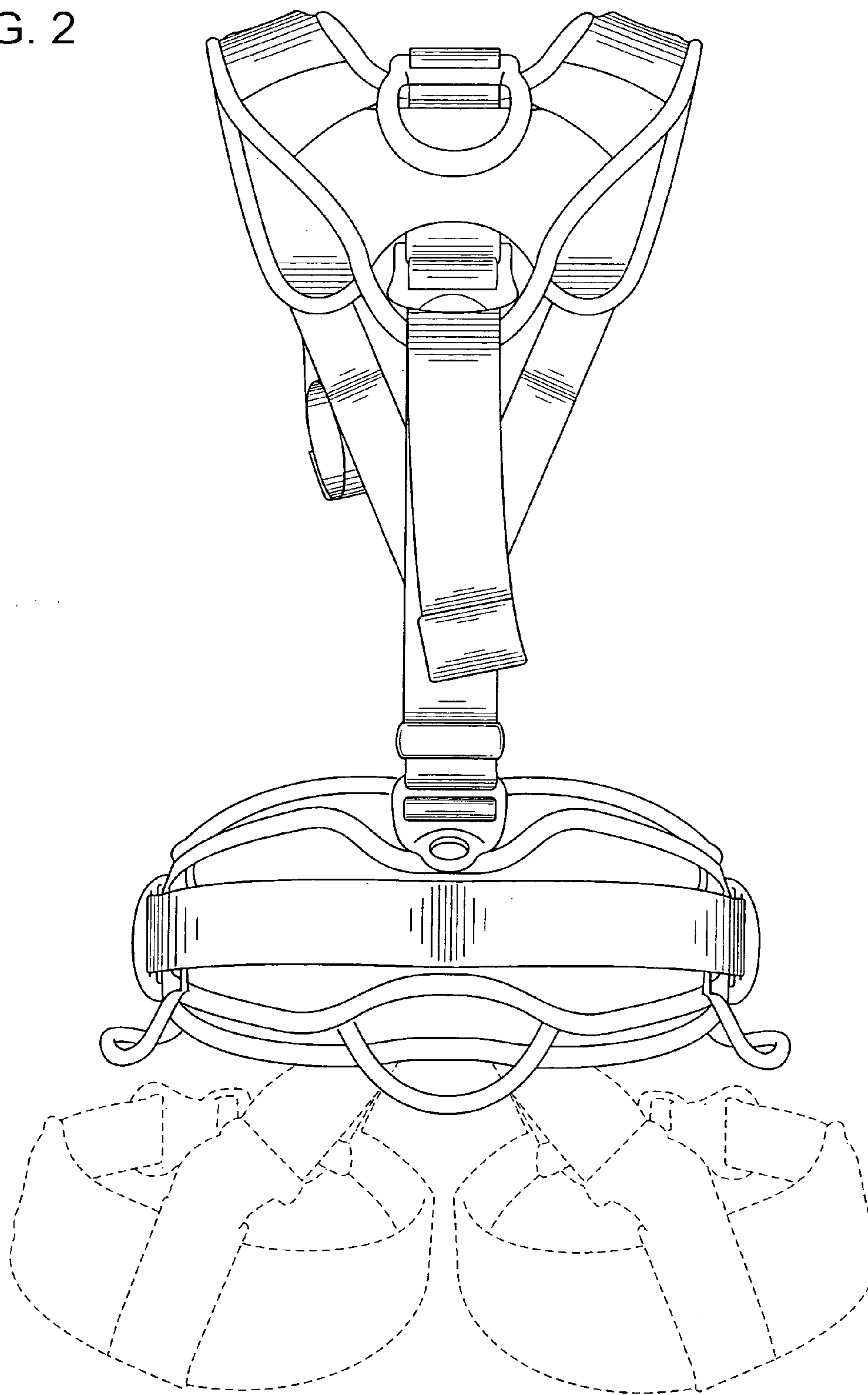


FIG. 3

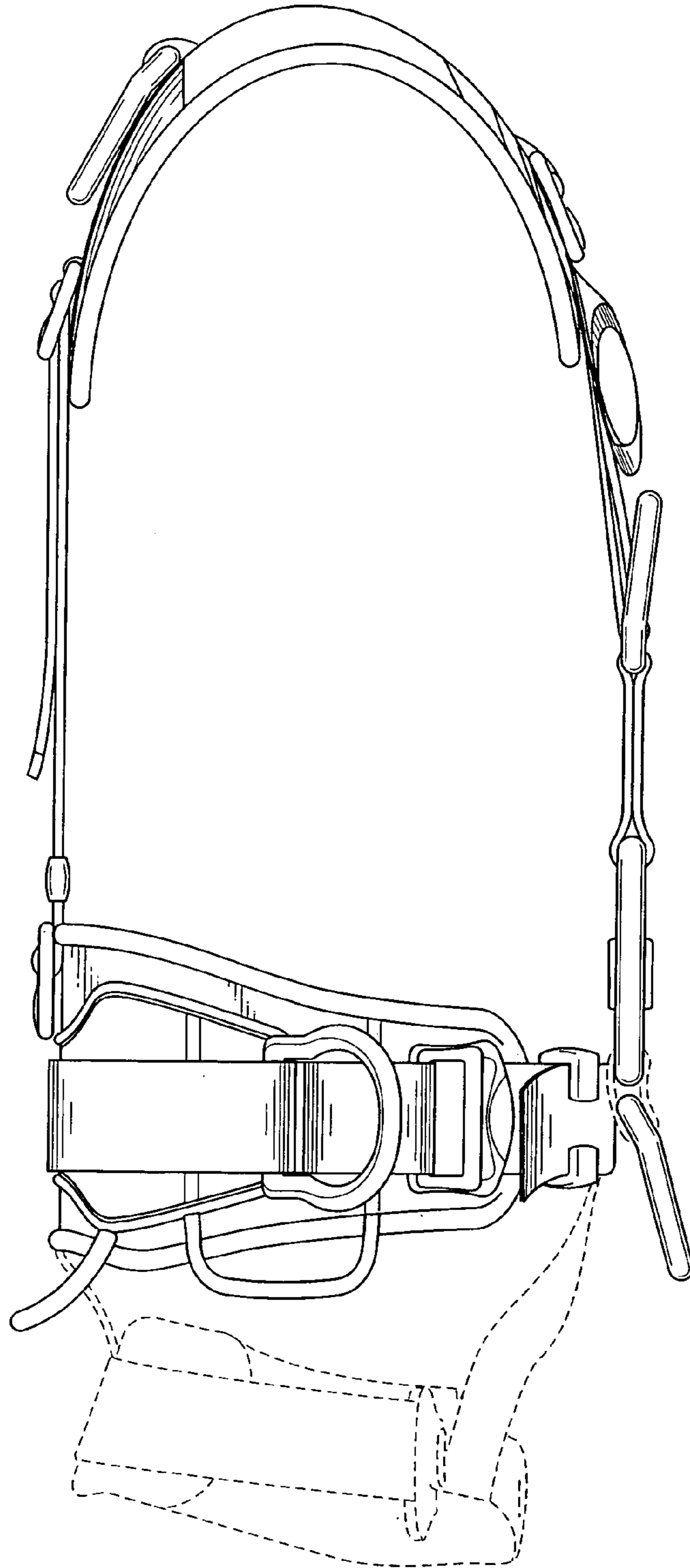


FIG. 4

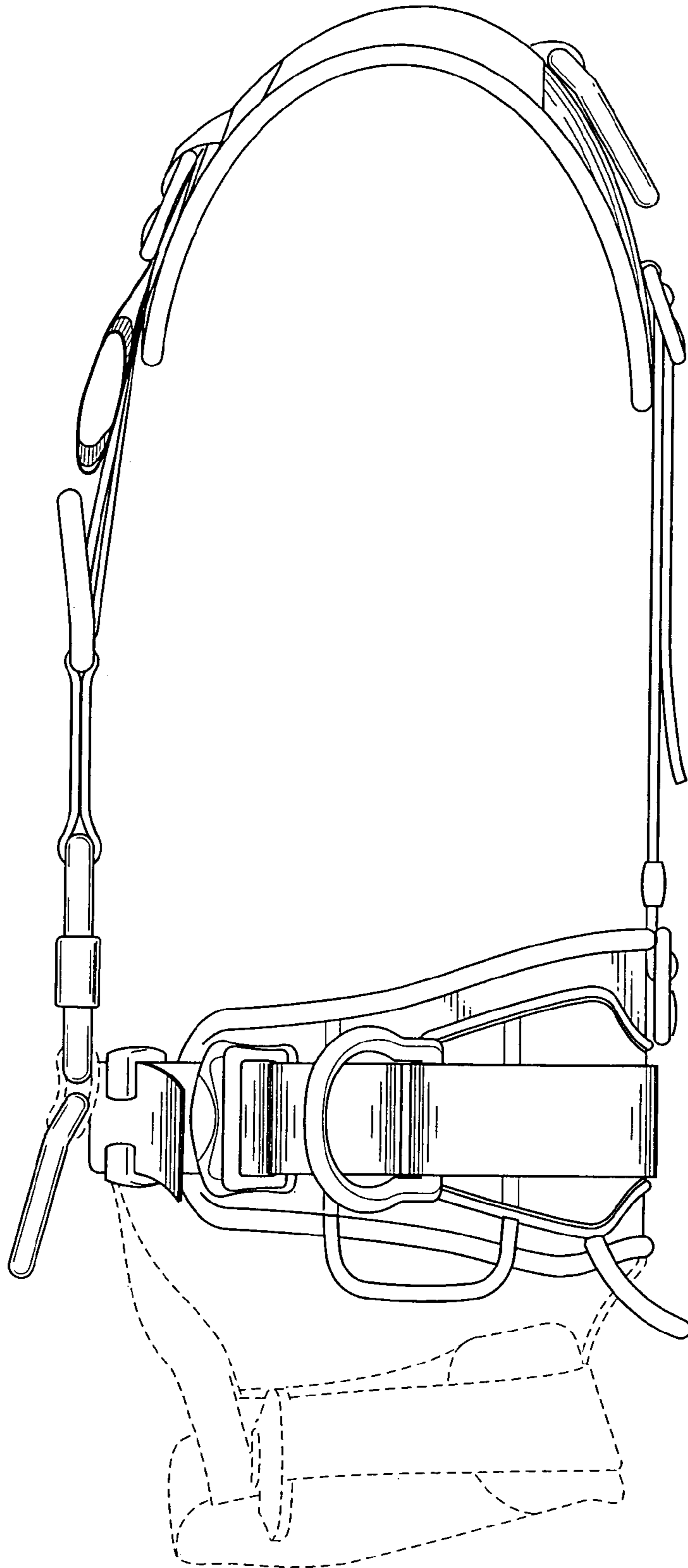


FIG. 5

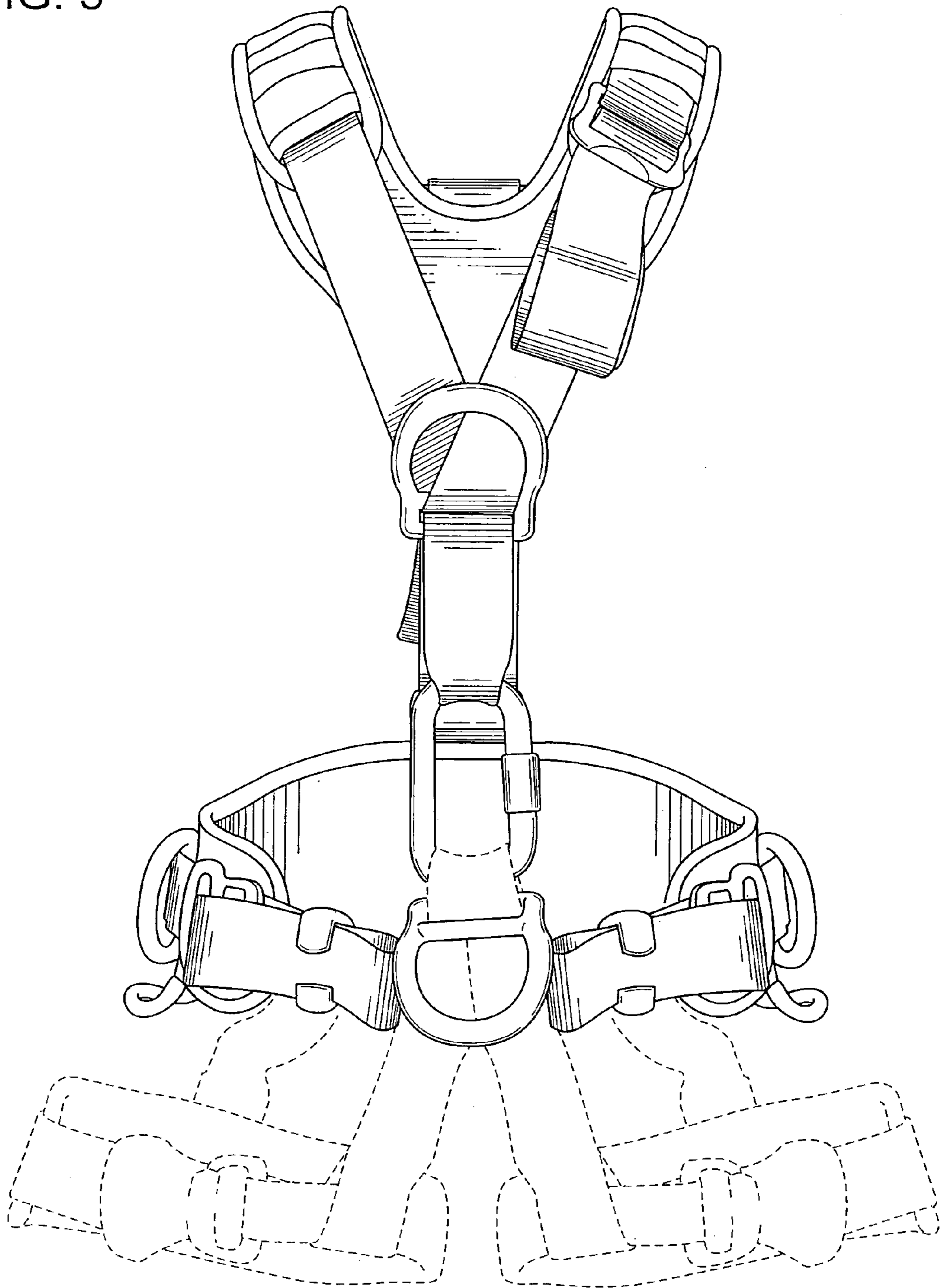


FIG. 6

