



US00D556382S

(12) **United States Design Patent** (10) **Patent No.:** **US D556,382 S**
Burrowes et al. (45) **Date of Patent:** **** Nov. 27, 2007**

(54) **PERFUME SAMPLER VAPORIZER**

4,761,437 A 8/1988 Christie
4,858,831 A 8/1989 Spector
4,865,759 A 9/1989 Coyne et al.
D376,420 S * 12/1996 Rymer D23/368

(75) Inventors: **Lee Burrowes**, Horsell Woking (GB);
Olindo Evangelista, Francavilla al Mare (IT)

(Continued)

(73) Assignee: **The Procter & Gamble Company**, Cincinnati, OH (US)

FOREIGN PATENT DOCUMENTS

(**) Term: **14 Years**

GB 1 558 960 A 1/1980
GB 2 286 531 A 8/1995
GB 2 372 450 A 8/2002
WO WO 97/26020 A1 7/1997
WO WO 02/066084 A1 8/2002

(21) Appl. No.: **29/257,792**

(22) Filed: **Apr. 11, 2006**

OTHER PUBLICATIONS

(30) **Foreign Application Priority Data**

Oct. 12, 2005 (EM) 000414347

U.S. Appl. No. 29/257,791, filed Apr. 11, 2006, Lee Burrowes, et al.
U.S. Appl. No. 29/257,785, filed Apr. 11, 2006, Lee Burrowes, et al.

(51) **LOC (8) Cl.** **28-03**

Primary Examiner—Janice E. Seeger

(52) **U.S. Cl.** **D28/91.1**

Assistant Examiner—Zenia I. Bennett

(58) **Field of Classification Search** D28/7-8,
D28/91.1; D4/114, 127, 137; D32/40, 52;
15/104.93, 104.94, 209.1, 244.1, 244.4; 401/139,
401/196, 205; D21/713, 707; D23/360,
D23/362

(74) *Attorney, Agent, or Firm*—Kenya T. Pierre

See application file for complete search history.

(57) **CLAIM**

The ornamental design for a perfume sampler vaporizer, as shown and described.

(56) **References Cited**

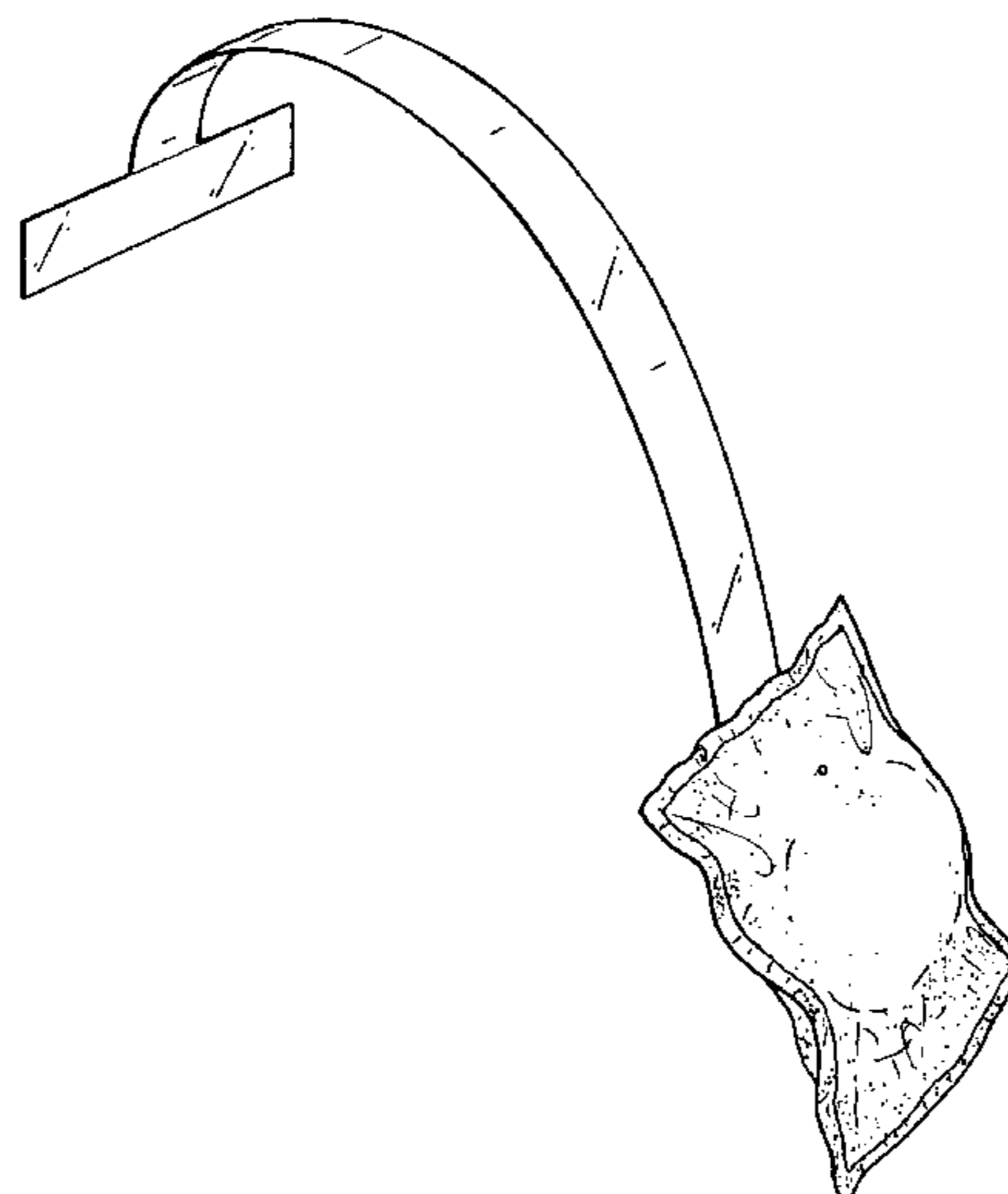
DESCRIPTION

U.S. PATENT DOCUMENTS

D162,694 S * 3/1951 Volckening D9/426
2,618,892 A 11/1952 Locks et al.
D177,780 S * 5/1956 Salfisberg D9/426
3,174,654 A 3/1965 Renier
3,412,907 A 11/1968 Faso
3,876,762 A 4/1975 Rabussier et al.
3,969,280 A 7/1976 Sayce et al.
4,114,284 A * 9/1978 Weber et al. 34/390
4,387,849 A * 6/1983 Van Loveren et al. 239/6
4,515,909 A 5/1985 Sawano et al.
4,552,693 A 11/1985 Hussain et al.
D285,833 S * 9/1986 Ronayne D23/208
4,618,629 A 10/1986 Buchanan
4,734,278 A 3/1988 Pougalan et al.

FIG. 1 is a perspective view of a perfume sampler vaporizer;
FIG. 2 is a rear view of the perfume sampler vaporizer;
FIG. 3 is a front view of the perfume sampler vaporizer of FIG. 1;
FIG. 4 is a left view of the perfume sampler vaporizer;
FIG. 5 is a right side view of the perfume sampler vaporizer of FIG. 1;
FIG. 6 is a top plan view of the perfume sampler vaporizer; and,
FIG. 7 is a bottom plan view of the perfume sampler vaporizer.

1 Claim, 4 Drawing Sheets



US D556,382 S

Page 2

U.S. PATENT DOCUMENTS

5,698,166	A	12/1997	Vick et al.	2002/0103086	A1	8/2002	Asrar et al.
5,861,128	A	1/1999	Vick et al.	2003/0105183	A1	6/2003	Sharak
6,291,371	B1	9/2001	Shefer et al.	2003/0195272	A1	10/2003	Harwell et al.
D452,143	S *	12/2001	Ghatlia et al.	2004/0000599	A1	1/2004	Cuthbert
			D28/8.1	2004/0018278	A1	1/2004	Popplewell et al.
D479,123	S *	9/2003	Ghatlia et al.	2004/0018293	A1	1/2004	Popplewell et al.
			D9/715	2005/0106200	A1	5/2005	Corzani et al.
D500,550	S *	1/2005	Bariou et al.	2005/0272878	A1	12/2005	Corzani et al.
			D23/368				
D509,891	S *	9/2005	Rymer				
			D23/366				
2002/0037385	A1	3/2002	Pignot et al.				

* cited by examiner

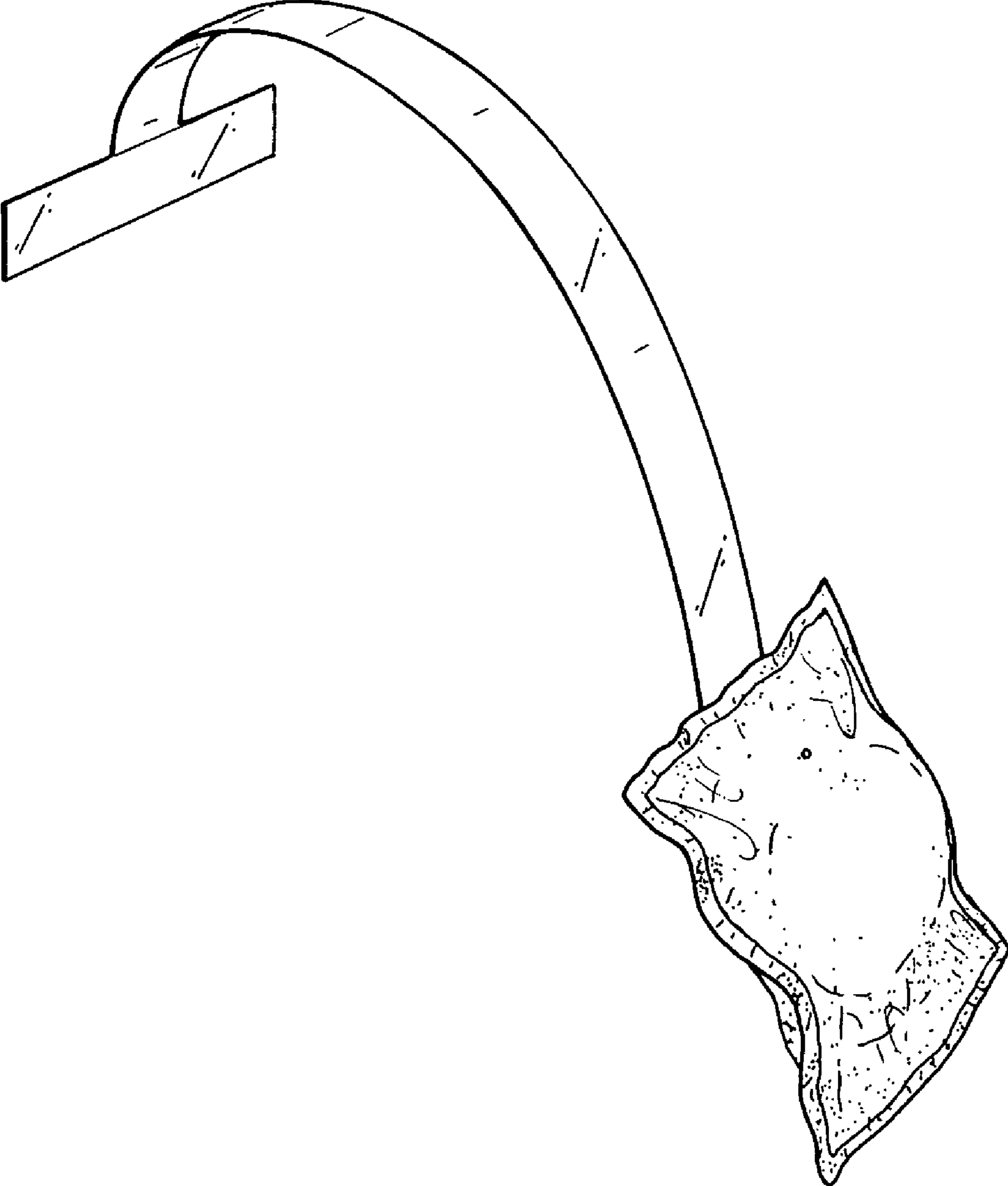


Fig. 1.

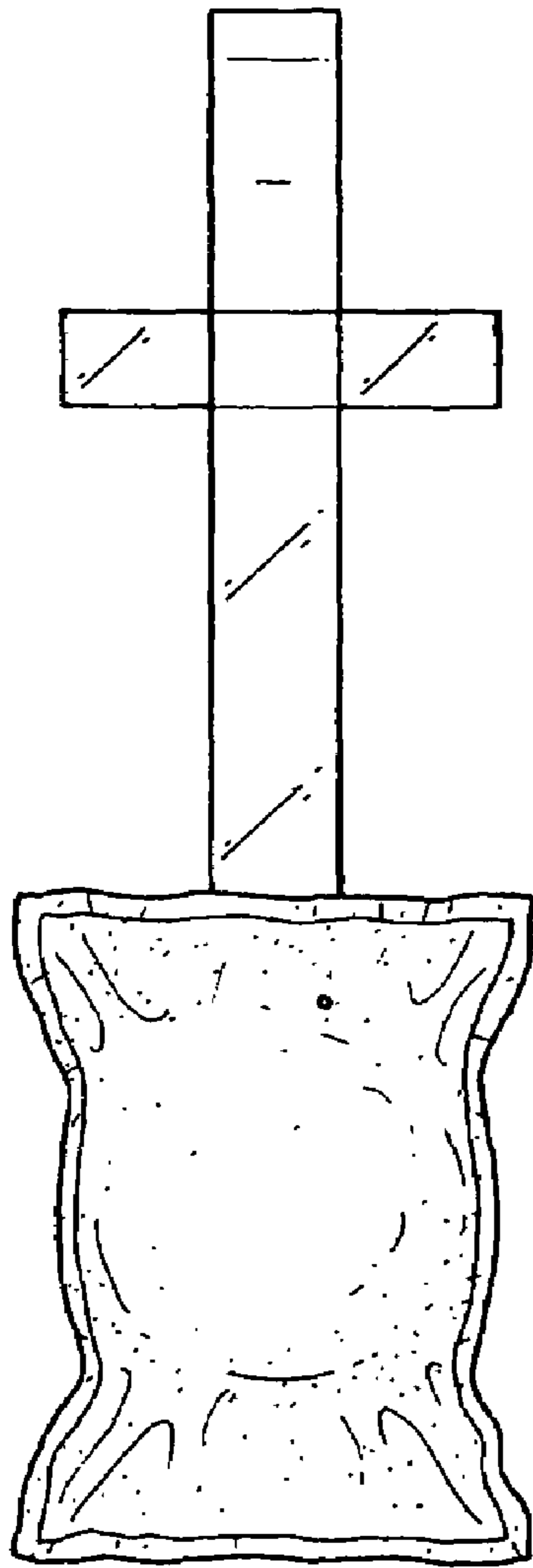


Fig.2.

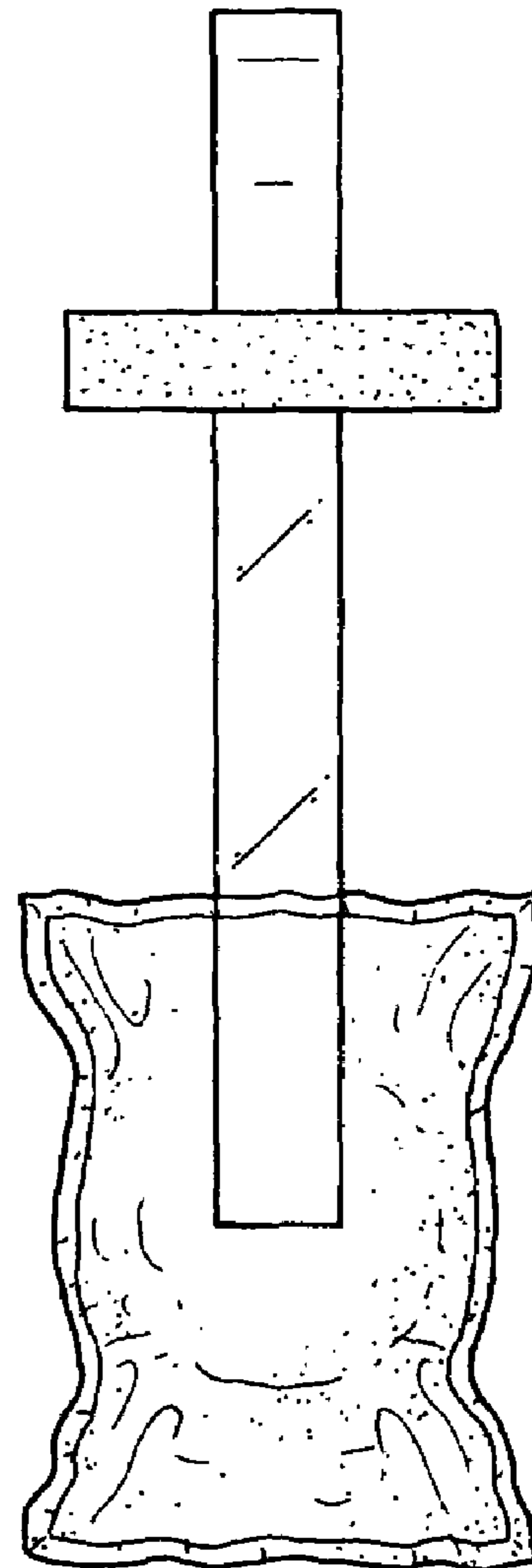


Fig.3.

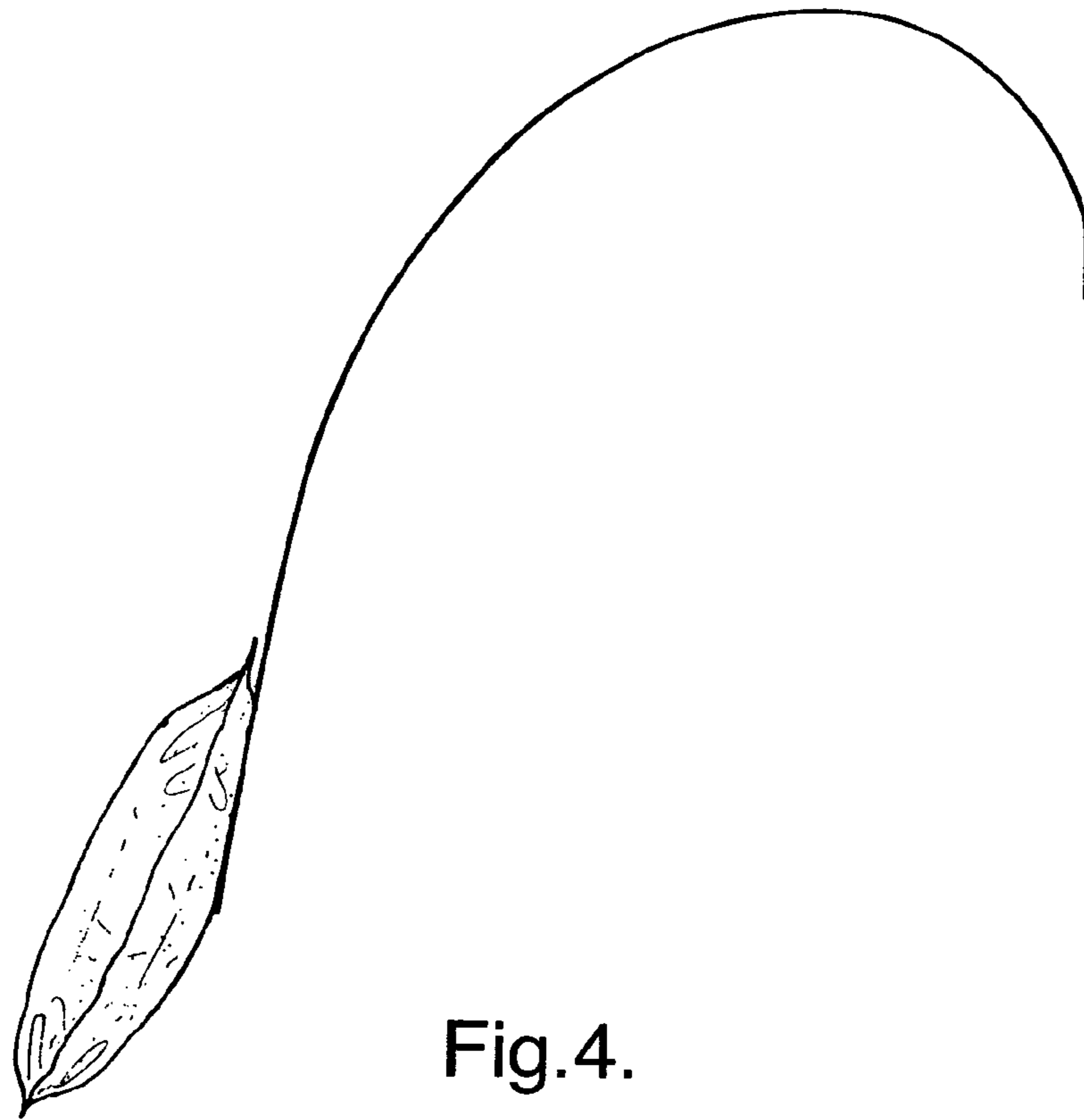


Fig.4.

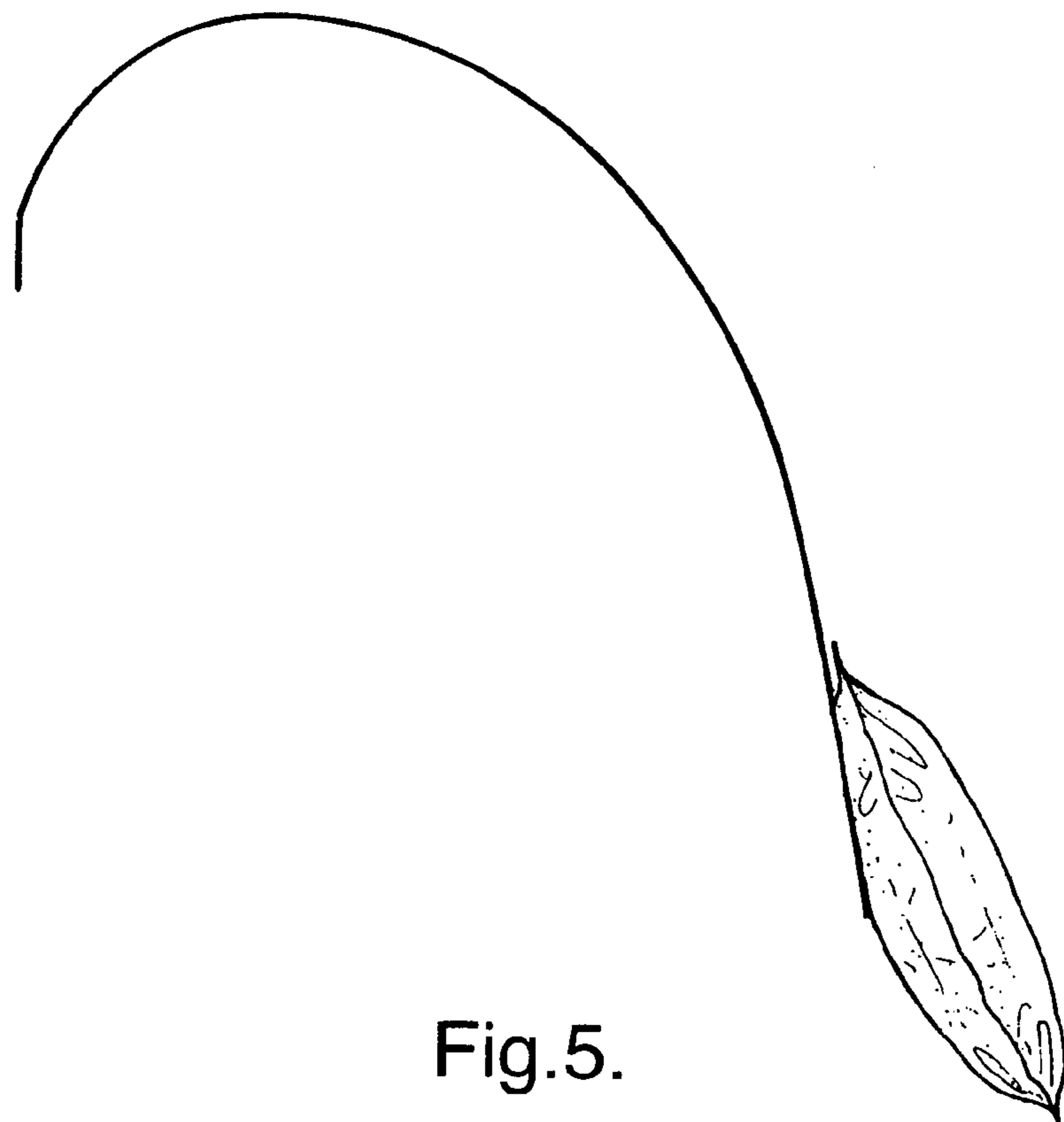


Fig.5.

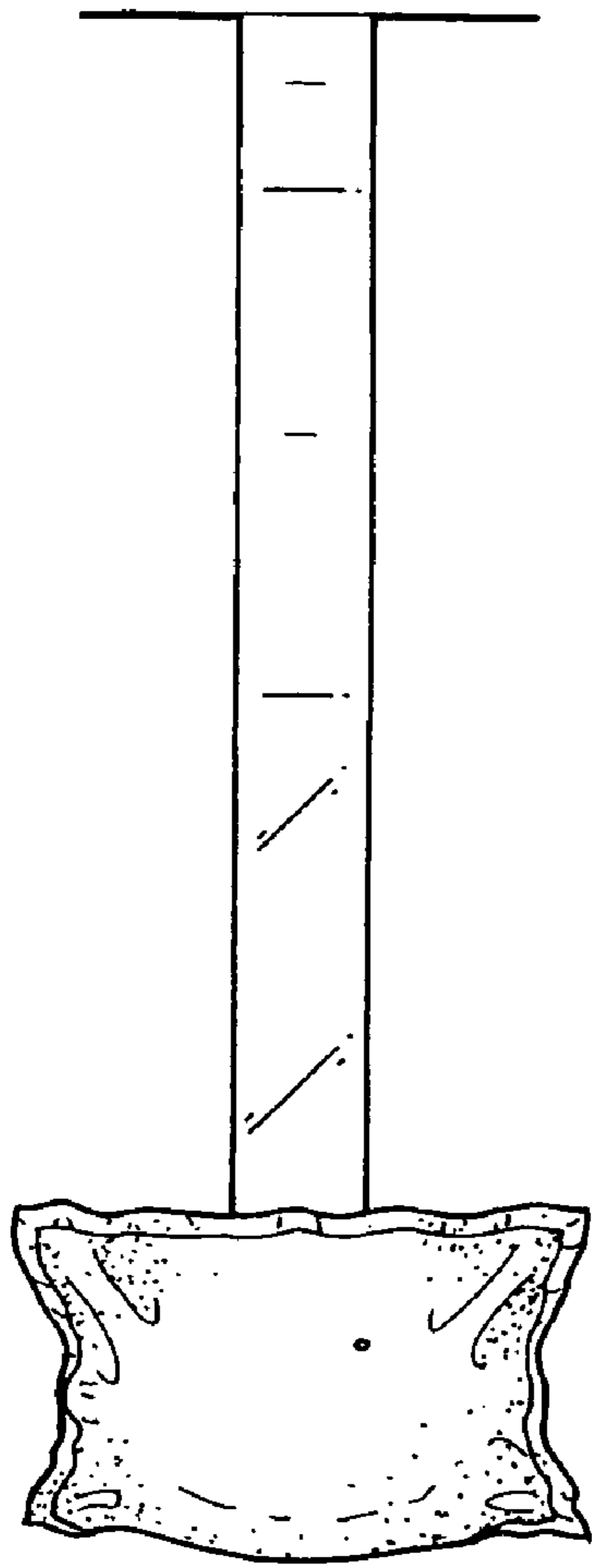


Fig. 6.

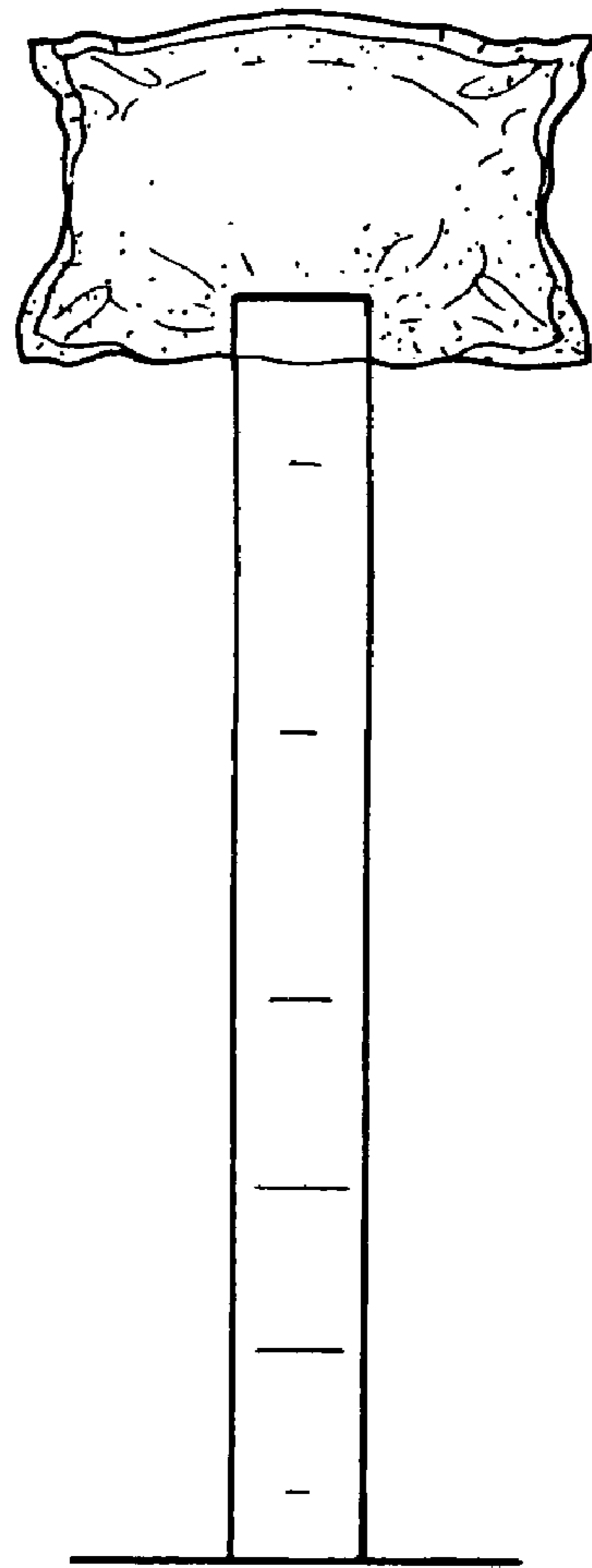


Fig. 7.