



US00D556377S

(12) **United States Design Patent**
Ceva

(10) **Patent No.:** **US D556,377 S**

(45) **Date of Patent:** **** Nov. 27, 2007**

(54) **HAIR CURLING IRON**

(75) Inventor: **Mario Ceva**, Buenos Aires (AR)

(73) Assignee: **Bayari Holdings S.A.** (PA)

(**) Term: **14 Years**

(21) Appl. No.: **29/264,679**

(22) Filed: **Aug. 15, 2006**

(51) **LOC (8) Cl.** **28-03**

(52) **U.S. Cl.** **D28/35**

(58) **Field of Classification Search** 132/222–225,
132/227–229, 236, 245; D28/35; 219/222,
219/225, 226

See application file for complete search history.

(56) **References Cited**

U.S. PATENT DOCUMENTS

- D255,270 S * 6/1980 Tomaro D28/35
- D259,589 S * 6/1981 Chin D28/35
- D314,444 S * 2/1991 Ho D28/35
- D430,954 S * 9/2000 Gudfin D28/35

D491,309 S * 6/2004 McCambridge et al. D28/35
* cited by examiner

Primary Examiner—Jennifer Rivard

(74) *Attorney, Agent, or Firm*—Hughes Hubbard & Reed LLP

(57) **CLAIM**

The ornamental design for a hair curling iron, as shown and described.

DESCRIPTION

FIG. 1 is a perspective view from the back of a hair curling iron showing my new design;

FIG. 2 is a top plan view thereof;

FIG. 3 is a bottom plan view thereof;

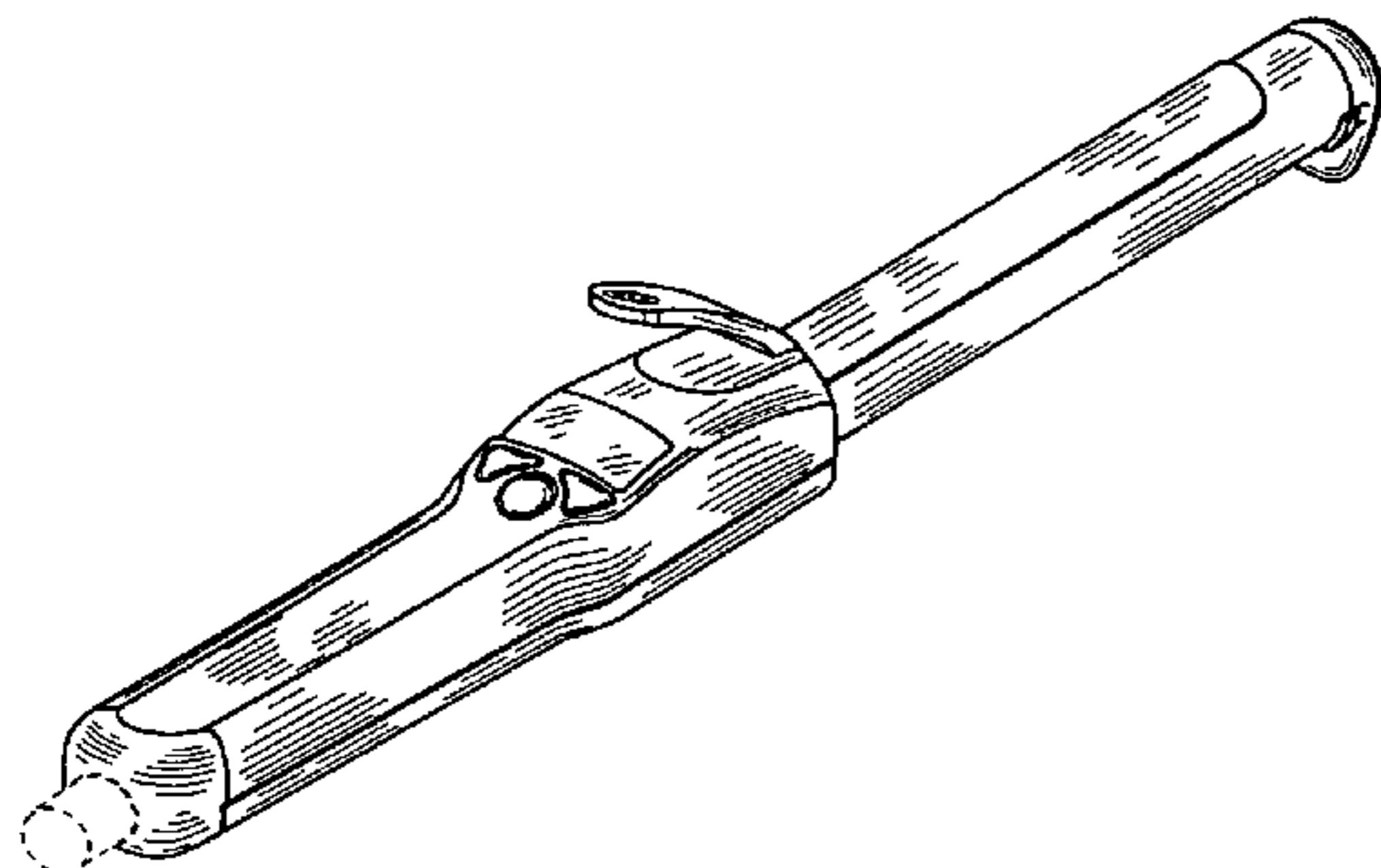
FIG. 4 is a front elevational view thereof;

FIG. 5 is a back elevational view thereof; and,

FIG. 6 is a left side view of the hair curling iron, the right side view being a mirror image of the left side view.

The broken lines in FIGS. 1–3 and 6 are for illustrative purposes only and form no part of the claimed design.

1 Claim, 2 Drawing Sheets



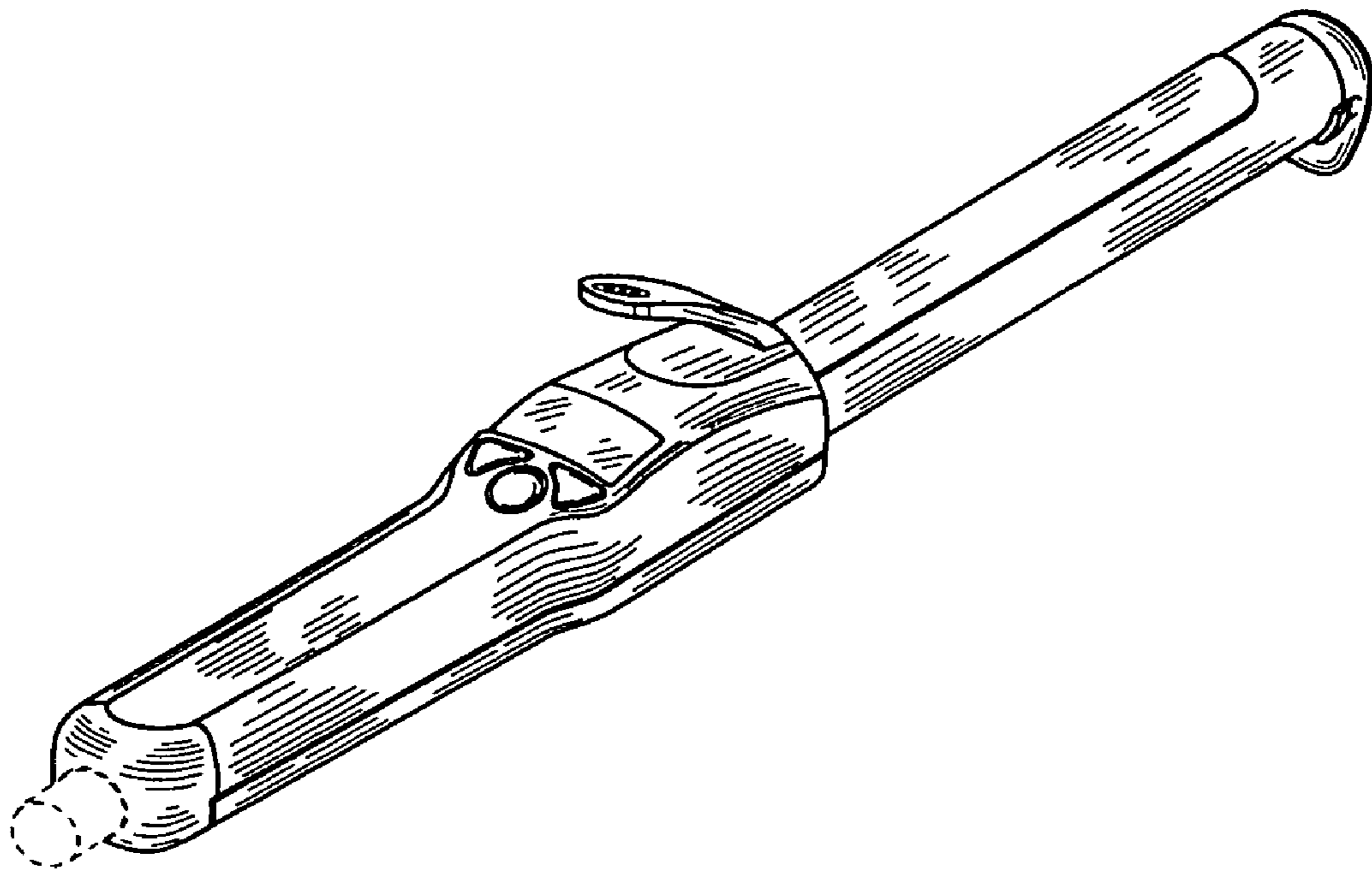


FIG. 1

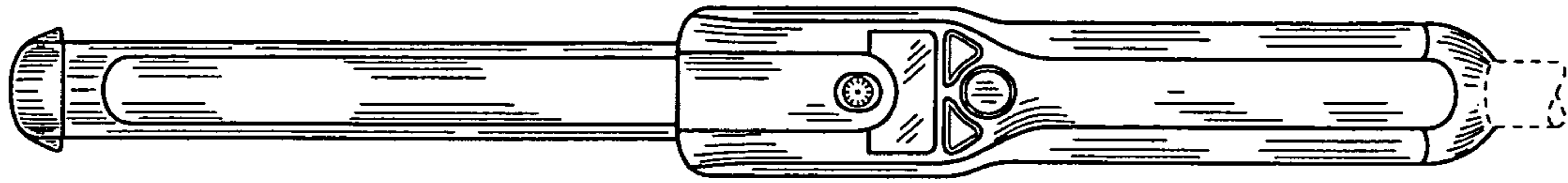


FIG. 2

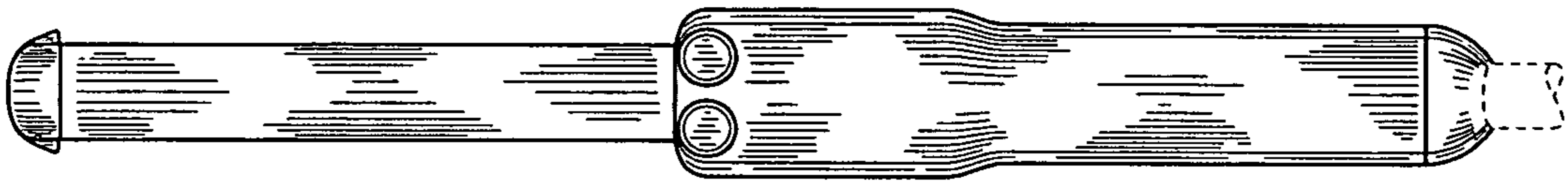


FIG. 3

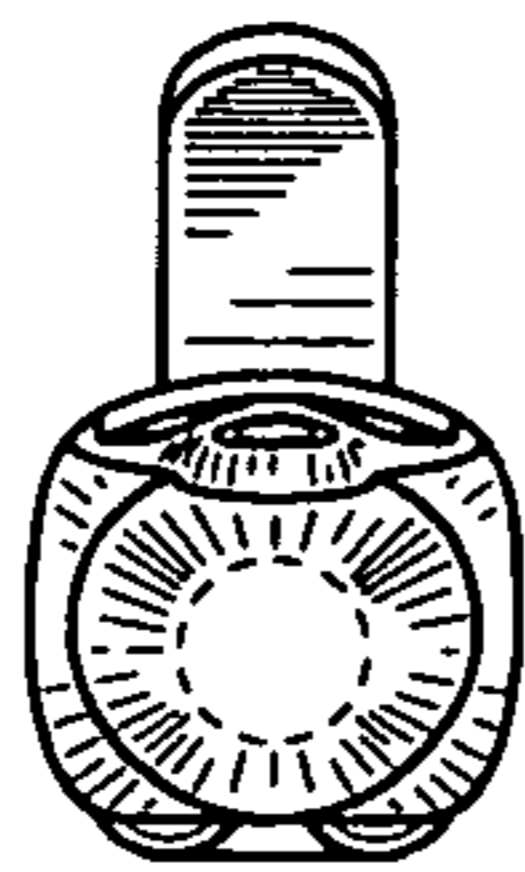


FIG. 4




FIG. 5



FIG. 6