



US00D556363S

(12) **United States Design Patent**
Komar et al.

(10) **Patent No.:** **US D556,363 S**

(45) **Date of Patent:** **** Nov. 27, 2007**

(54) **TABLE LAMP**

(75) Inventors: **Jürgen Komar**, Rott am Inn (DE);
Robert Wolf, Deuringen (DE)

(73) Assignee: **OSRAM Gesellschaft mit
beschränkter Haftung**, Munich (DE)

(**) Term: **14 Years**

(21) Appl. No.: **29/267,052**

(22) Filed: **Oct. 4, 2006**

(30) **Foreign Application Priority Data**

Apr. 5, 2006 (EM) 000516869-0001

(51) **LOC (8) Cl.** **26-03**

(52) **U.S. Cl.** **D26/106**

(58) **Field of Classification Search** D26/93-112,
D26/61, 63, 64, 66; 362/277, 280, 282, 285-288,
362/410-415, 555, 800

See application file for complete search history.

(56) **References Cited**

U.S. PATENT DOCUMENTS

D320,865 S * 10/1991 Chang D26/108

D498,551 S * 11/2004 Chan D26/37
D511,395 S * 11/2005 August D26/106
D536,124 S * 1/2007 Liao D26/106

* cited by examiner

Primary Examiner—Cathron C. Brooks

Assistant Examiner—Linda Brooks

(74) *Attorney, Agent, or Firm*—Frishauf, Holtz, Goodman &
Chick, P.C.

(57) **CLAIM**

The ornamental design for a table lamp, as shown and described.

DESCRIPTION

FIG. 1 is a perspective view of a table lamp showing our new design;

FIG. 2 is a front elevational view thereof;

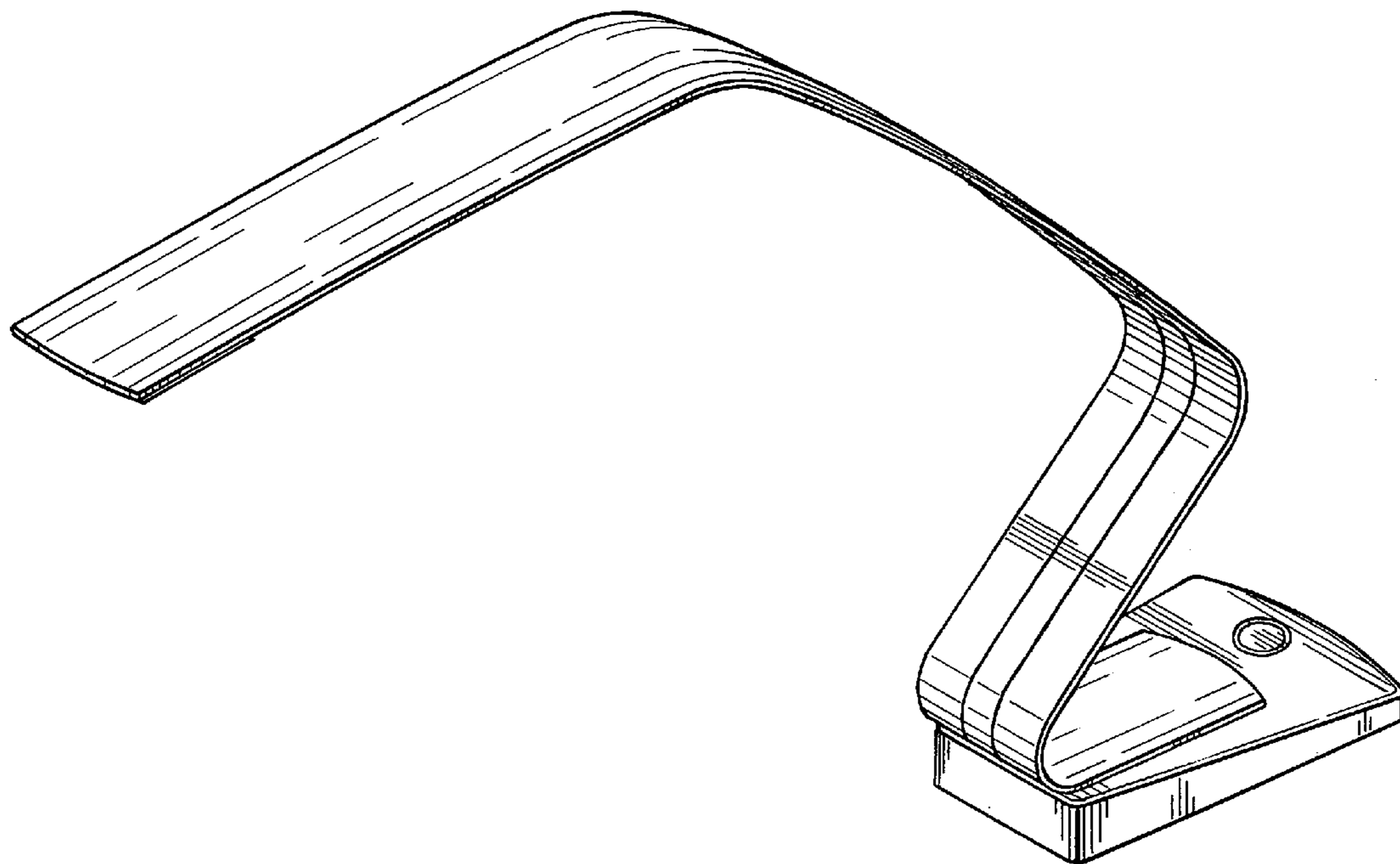
FIG. 3 is a left side elevational view thereof, the right side elevational view being a mirror image;

FIG. 4 is a rear elevational view thereof;

FIG. 5 is a top plan view thereof; and,

FIG. 6 is a bottom plan view thereof.

1 Claim, 3 Drawing Sheets



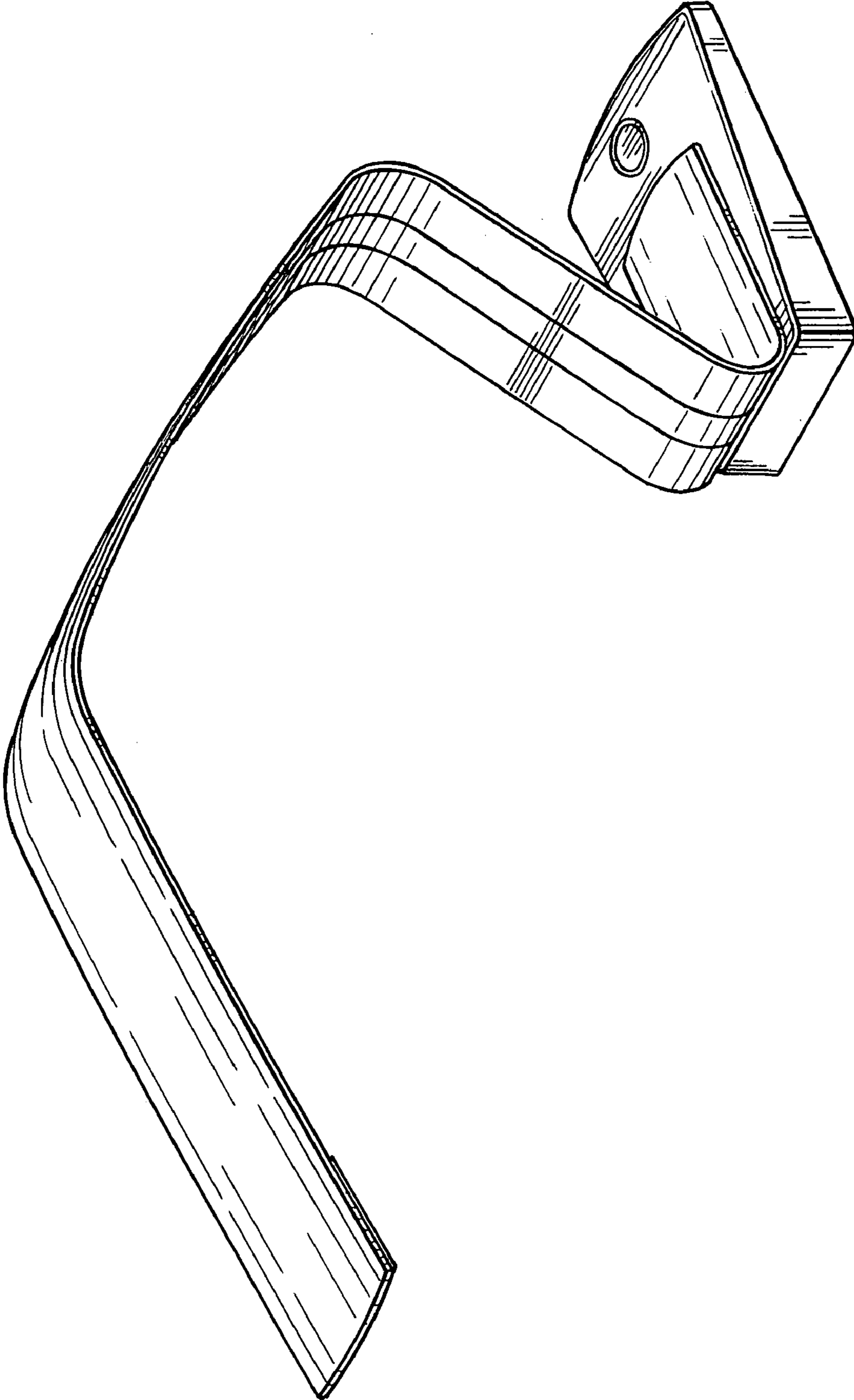


Fig. 1

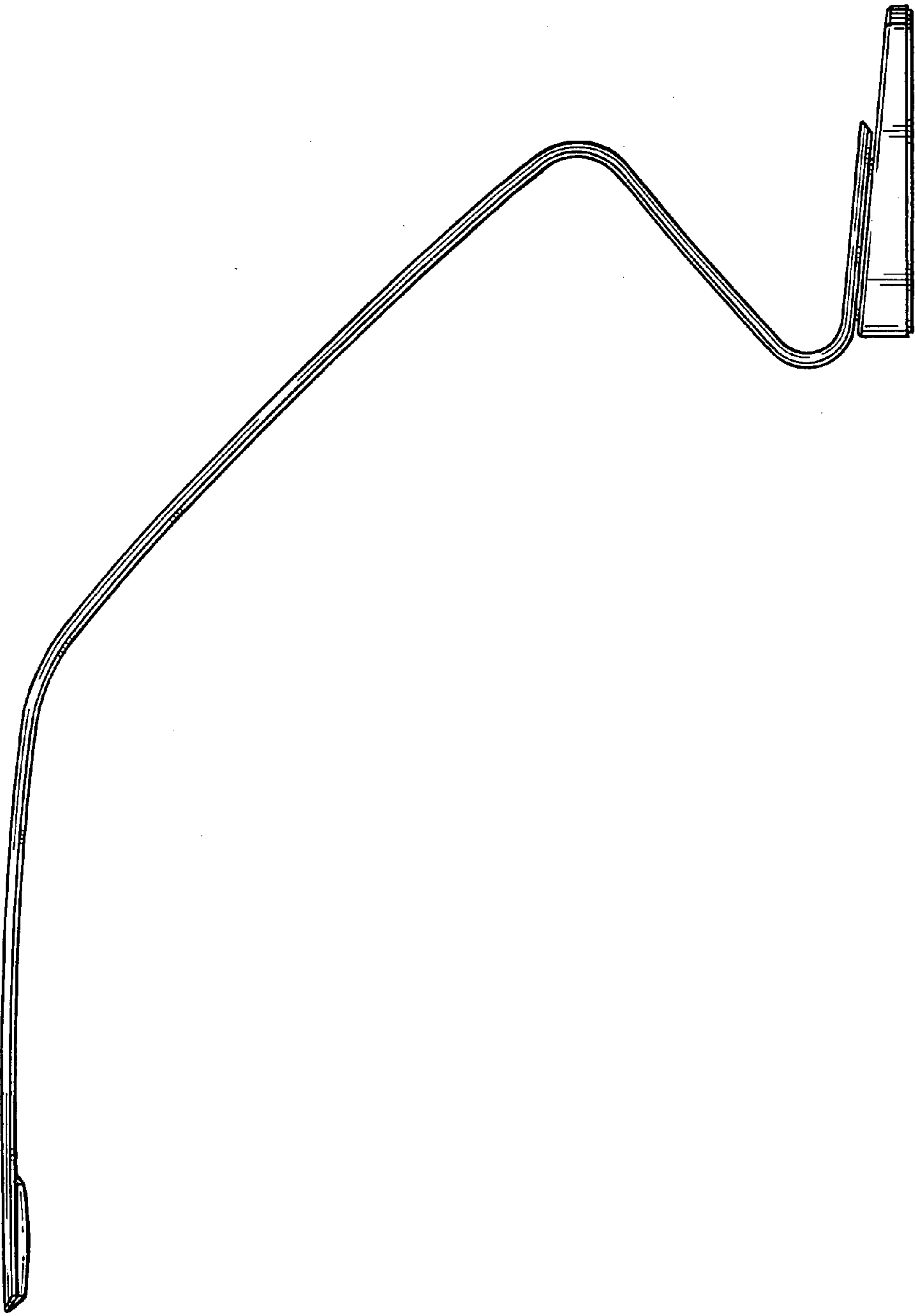


Fig. 3




Fig. 2

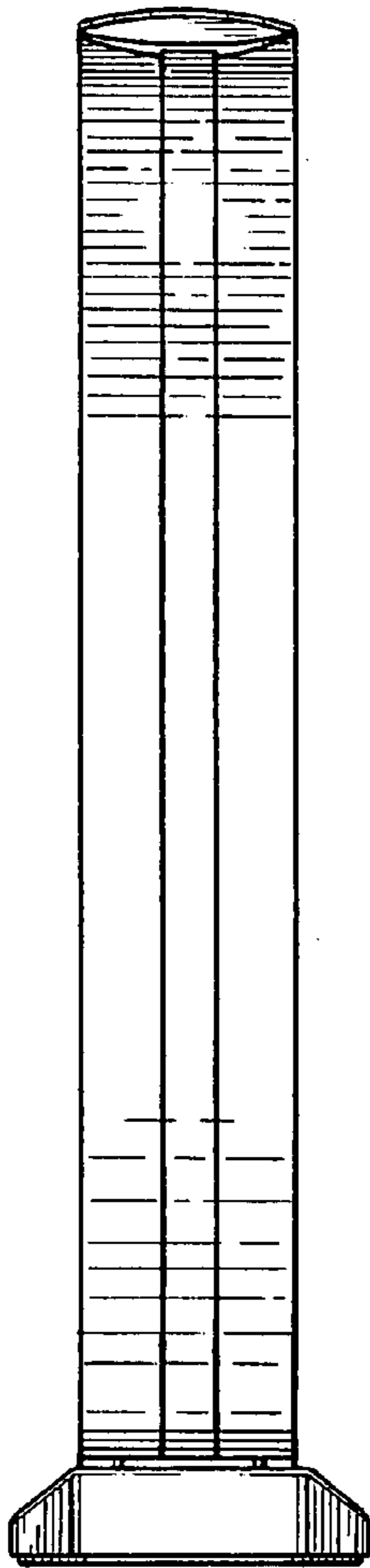


Fig. 4




Fig. 5

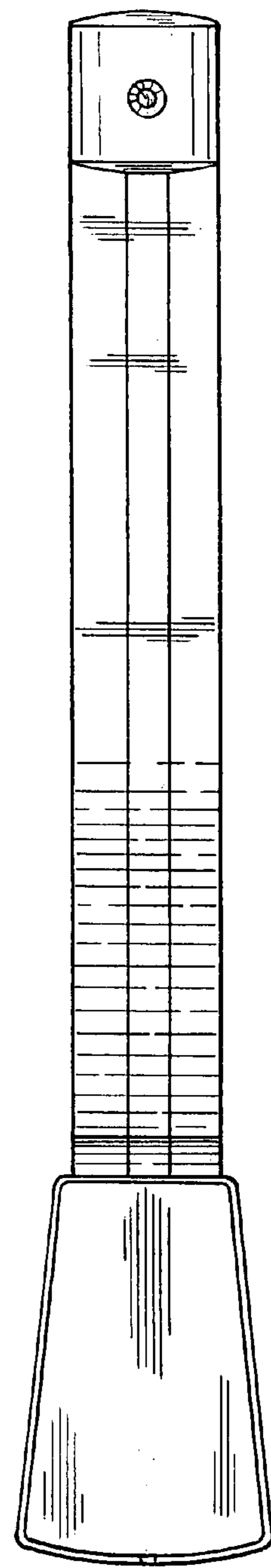


Fig. 6