



US00D556346S

(12) **United States Design Patent**
Schulte

(10) **Patent No.:** **US D556,346 S**

(45) **Date of Patent:** **** Nov. 27, 2007**

(54) **FLOOR BOARDS**

(75) Inventor: **Matthias Schulte**, Oberstenfeld (DE)

(73) Assignee: **Werzalit AG + Co. KG**, Oberstenfeld (DE)

(**) Term: **14 Years**

(21) Appl. No.: **29/234,084**

(22) Filed: **Jul. 12, 2005**

(30) **Foreign Application Priority Data**

Jan. 13, 2005 (EM) 000278007-0001

(51) **LOC (8) Cl.** **25-01**

(52) **U.S. Cl.** **D25/138**

(58) **Field of Classification Search** D25/138-141,
D25/124-125, 119, 164; D12/106; 52/177,
52/574, 578-580, 588.1, 590.1, 590.2, 179,
52/182, 190

See application file for complete search history.

(56) **References Cited**

U.S. PATENT DOCUMENTS

D487,316 S * 3/2004 Suwanda et al. D25/138
D492,797 S * 7/2004 Simko et al. D25/125
7,047,697 B1 * 5/2006 Heath 52/177
D523,780 S * 6/2006 Conny et al. D25/138

D523,970 S * 6/2006 Lapp et al. D25/138
2003/0019171 A1 * 1/2003 Thibault et al. 52/177

* cited by examiner

Primary Examiner—Catherine D. Oliver

(74) *Attorney, Agent, or Firm*—Thelen Reid Brown Raysman & Steiner

(57) **CLAIM**

The ornamental design for a floor board, as shown and described.

DESCRIPTION

The patent or application file contains at least one drawing executed in color. Copies of this patent or patent application publication with color drawing(s) will be provided by the U.S. Patent and Trademark Office upon request and payment of the necessary fee.


FIG. 1 is a top and side perspective view of the floor board showing my new design;

FIG. 2 is an opposite side perspective view thereof;

FIG. 3 is an additional top and side perspective view thereof; and,

FIG. 4 is an additional opposite side perspective view.

1 Claim, 4 Drawing Sheets
(4 of 4 Drawing Sheet(s) Filed in Color)






FIG. 1




FIG. 2




FIG. 3




FIG. 4