



US00D556339S

(12) **United States Design Patent** (10) **Patent No.:** **US D556,339 S**  
**Coulling et al.** (45) **Date of Patent:** **\*\* Nov. 27, 2007**

(54) **RACK FOR SCREW CAPPED TUBE**

D533,948 S \* 12/2006 Schaub et al. .... D24/229

(75) Inventors: **Jeffrey Leonard Coulling**, Kent (GB);  
**Clive Ian Harrison**, Kent (GB)

\* cited by examiner

(73) Assignee: **Advanced Biotechnologies Limited**,  
Epsom, Surrey (GB)

*Primary Examiner*—Robert A. Delehanty  
*Assistant Examiner*—Mark Cavanna  
(74) *Attorney, Agent, or Firm*—Wood, Herron & Evans,  
LLP

(\*\*) Term: **14 Years**

(57) **CLAIM**

(21) Appl. No.: **29/242,133**

The ornamental design for rack for screw capped tube, as shown and described.

(22) Filed: **Nov. 4, 2005**

**DESCRIPTION**

(51) **LOC (8) Cl.** ..... **24-02**

(52) **U.S. Cl.** ..... **D24/230**

(58) **Field of Classification Search** ..... D24/217–234;  
D9/755; 206/446; 211/74; 220/519; 422/102,  
422/104; 356/246

See application file for complete search history.

FIG. 1 is a front elevational view of a rack for screw capped tube incorporating the design of our new invention;

FIG. 2 is a left-side elevational view thereof;

FIG. 3 is a right-side elevational view thereof;

FIG. 4 is a rear elevational view thereof;

FIG. 5 is a top plan view thereof;

FIG. 6 is a bottom plan view thereof;

FIG. 7 is a cross-sectional view thereof taken along line 7—7 of FIG. 5; and,

FIG. 8 is a cross-sectional view thereof taken along line 8—8 of FIG. 5.

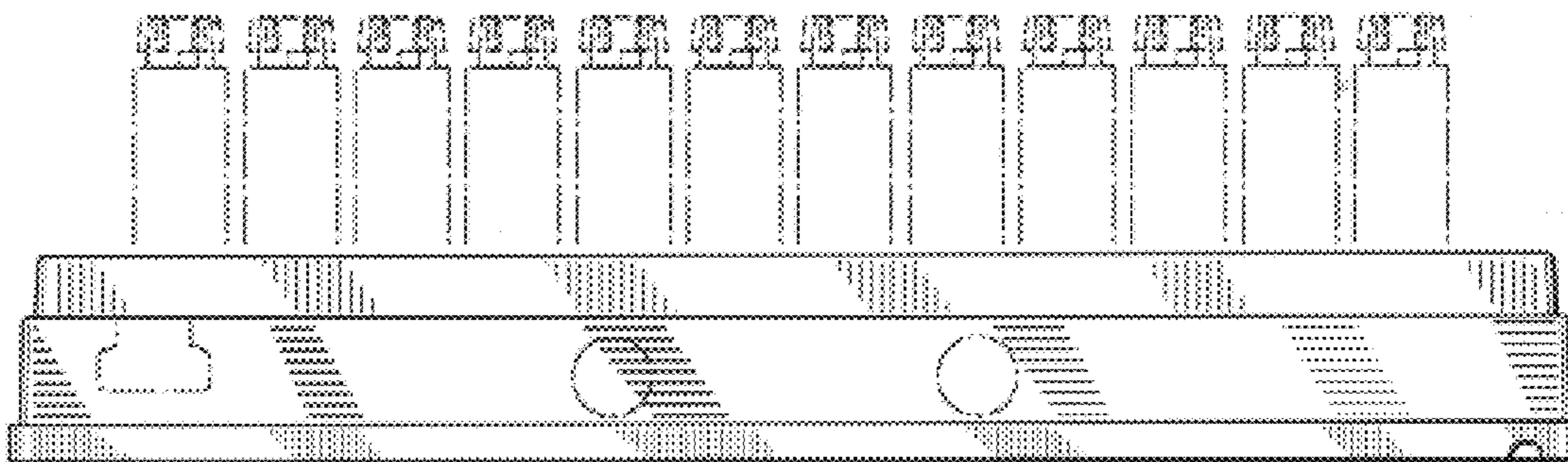
The features of the rack for screw capped tube shown in phantom lines are not elements of the design of our new invention.

(56) **References Cited**

**U.S. PATENT DOCUMENTS**

|           |   |   |         |                  |       |         |
|-----------|---|---|---------|------------------|-------|---------|
| D283,162  | S | * | 3/1986  | Godsey           | ..... | D24/226 |
| 5,048,957 | A | * | 9/1991  | Berthold et al.  | ..... | 356/246 |
| D338,965  | S | * | 8/1993  | Glanz et al.     | ..... | D24/226 |
| 5,487,872 | A | * | 1/1996  | Hafeman et al.   | ..... | 422/102 |
| 5,996,818 | A | * | 12/1999 | Boje et al.      | ..... | 422/104 |
| D420,142  | S | * | 2/2000  | Ballin et al.    | ..... | D24/230 |
| D420,743  | S | * | 2/2000  | Monks            | ..... | D24/230 |
| D466,219  | S | * | 11/2002 | Wynschenk et al. | ..... | D24/227 |
| D469,544  | S | * | 1/2003  | Lafond et al.    | ..... | D24/224 |

**1 Claim, 3 Drawing Sheets**



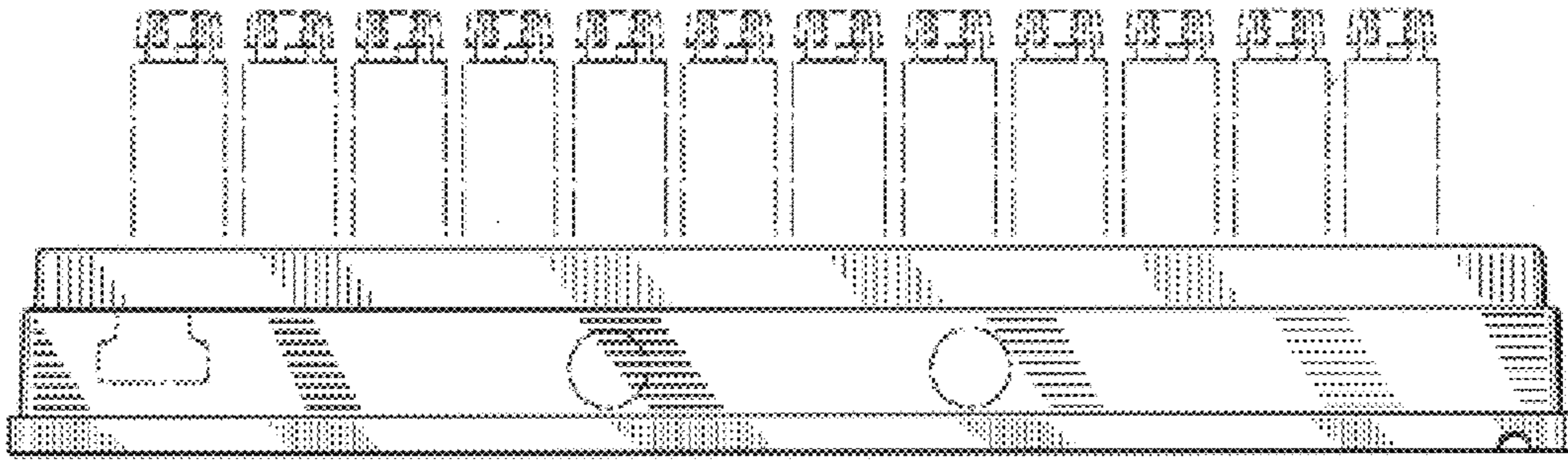


FIG. 1




FIG. 2

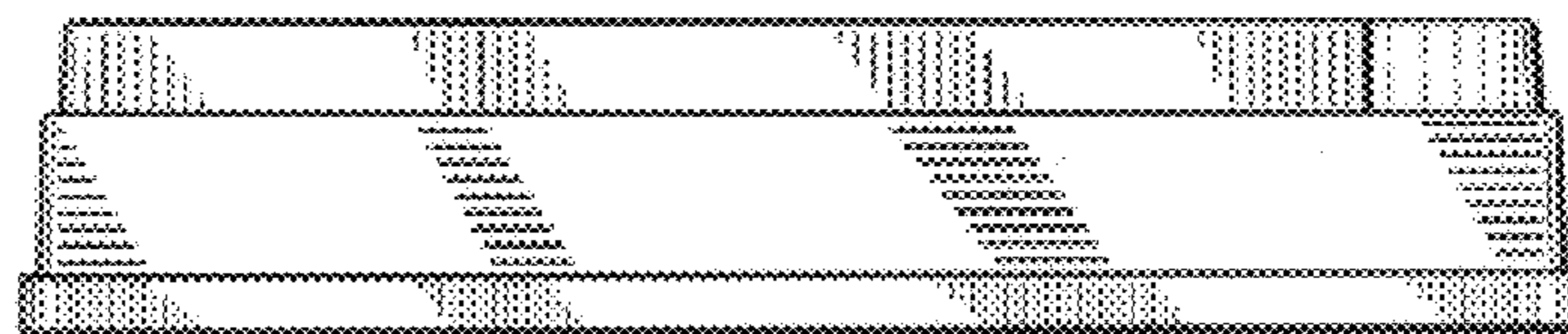


FIG. 3

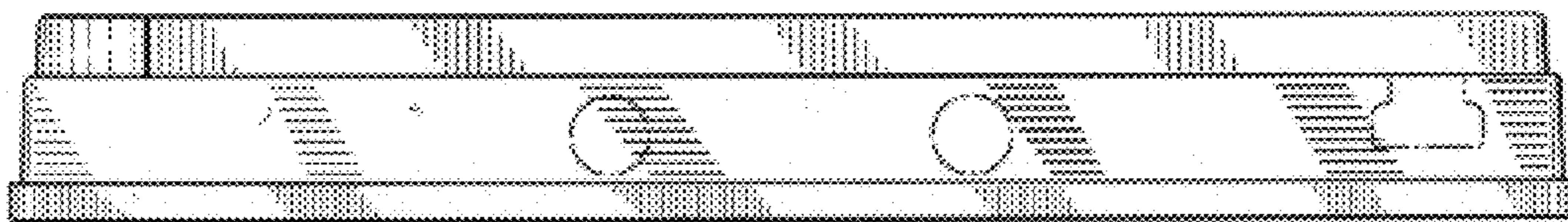


FIG. 4

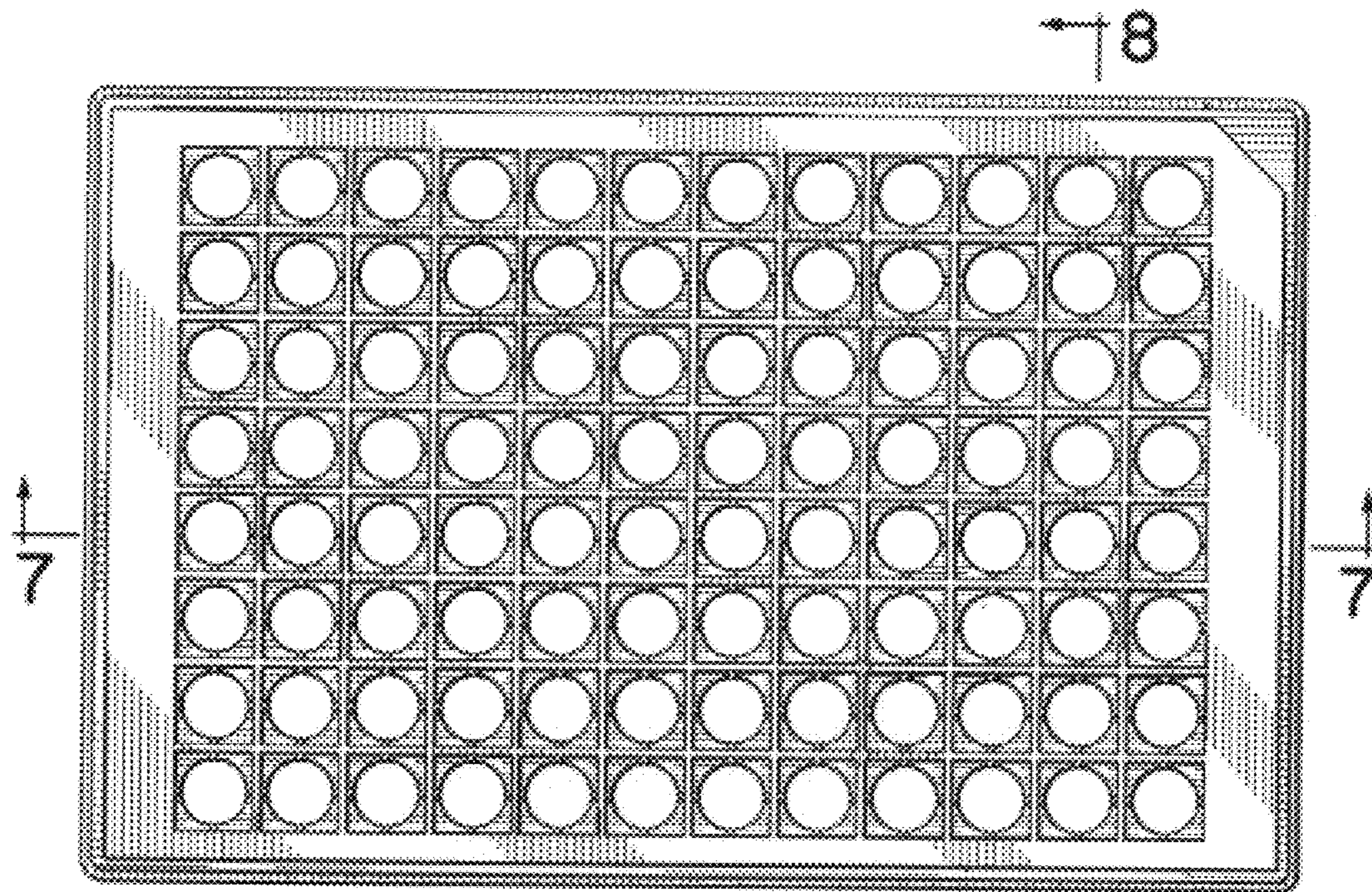


FIG. 5

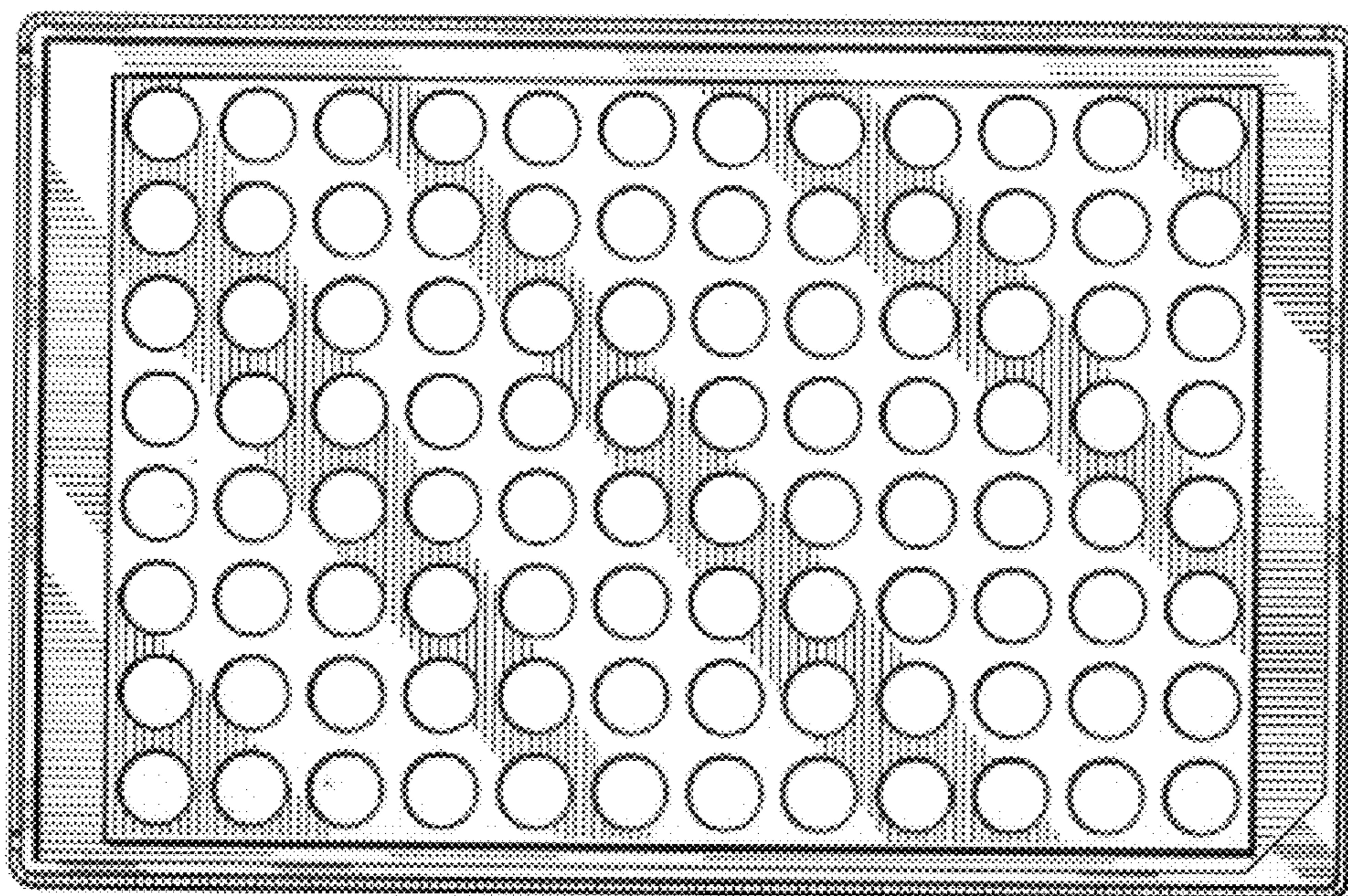


FIG. 6

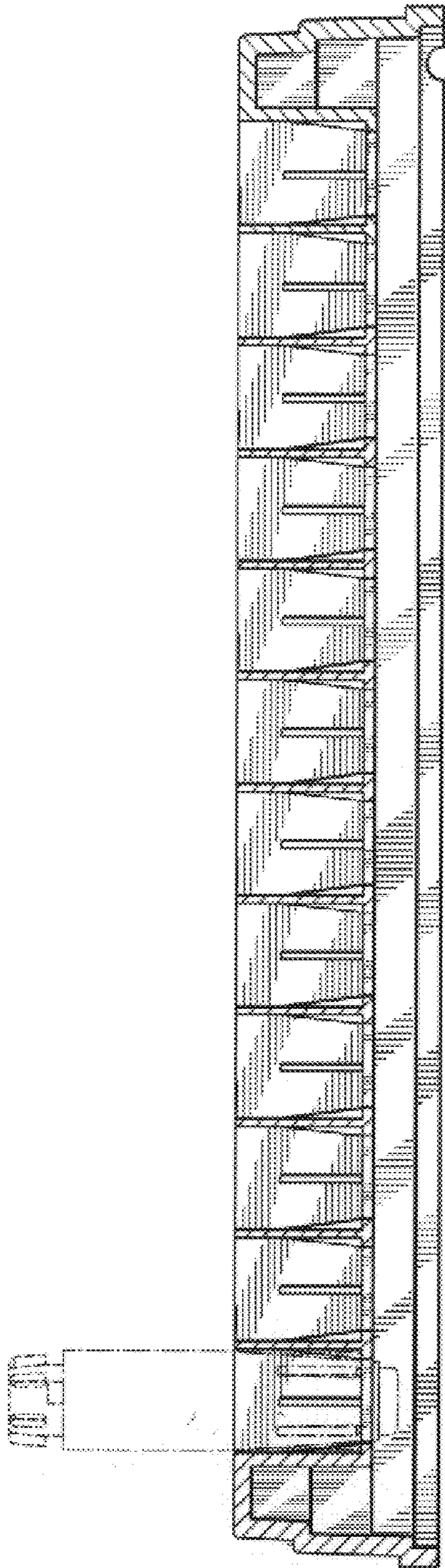


FIG. 7

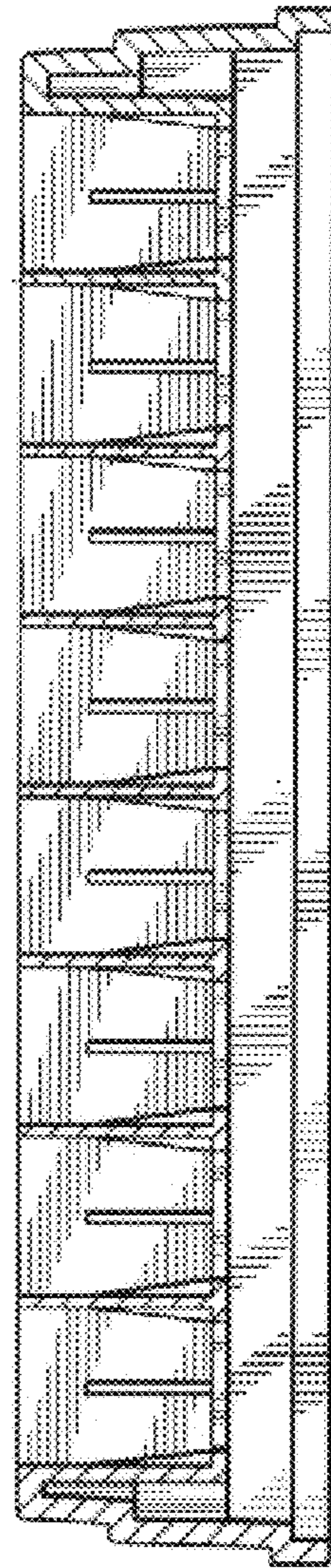


FIG. 8