



US00D556333S

(12) **United States Design Patent**
Hoffman et al.

(10) **Patent No.:** **US D556,333 S**

(45) **Date of Patent:** **** Nov. 27, 2007**

(54) **THERAPEUTIC THERMAL PACK**

(75) Inventors: **Craig A. Hoffman**, Waco, TX (US);
David H. Hoffman, Dallas, TX (US)

(73) Assignee: **Apex Medical Corporation**, Sioux Falls, SD (US)

(**) Term: **14 Years**

(21) Appl. No.: **29/215,198**

(22) Filed: **Oct. 14, 2004**

(51) **LOC (8) Cl.** **24-04**

(52) **U.S. Cl.** **D24/206; D24/200**

(58) **Field of Classification Search** D24/110,
D24/133, 183, 189, 200–215; D6/601; 128/24–36,
128/59, 380, 402, 842, 844; 297/452.21–452.25;
5/648–656; 607/104, 108, 109, 111–114;
62/457.1–457.3, 530

See application file for complete search history.

(56) **References Cited**

U.S. PATENT DOCUMENTS

- 3,900,035 A * 8/1975 Welch et al. 607/108
- D267,428 S * 12/1982 Christensen et al. D24/206
- 4,592,358 A * 6/1986 Westplate 607/112
- 4,645,498 A * 2/1987 Kosak 604/289
- 5,005,374 A * 4/1991 Spitler 62/259.3
- D324,270 S 2/1992 Raya et al.
- 5,086,629 A * 2/1992 Dibrell 62/259.3
- D325,089 S 3/1992 Shaw
- D328,320 S 7/1992 Hliang
- 5,129,391 A 7/1992 Brodsky et al.
- D328,792 S * 8/1992 Salmon et al. D24/207
- D336,339 S 6/1993 Pryor
- 5,247,928 A 9/1993 Stilts, Jr.
- 5,265,669 A * 11/1993 Schneider 165/46
- 5,295,949 A 3/1994 Hathaway
- D353,205 S 12/1994 Canavan
- D353,892 S 12/1994 Shaw et al.

- 5,375,278 A 12/1994 VanWinkle et al.
- D371,235 S 7/1996 Robertson
- D372,984 S * 8/1996 Jordan D24/206
- 5,584,086 A 12/1996 VanWinkle et al.
- D380,050 S 6/1997 Cappelli et al.
- D385,360 S * 10/1997 Benaron D24/215
- D393,719 S * 4/1998 Nichols D24/207
- D394,481 S 5/1998 DeLisse
- 5,857,948 A 1/1999 Barnett
- D405,534 S 2/1999 Hall
- 6,083,254 A 7/2000 Evans
- D429,818 S 8/2000 Lamping et al.
- D438,577 S 3/2001 Phillips
- D438,974 S 3/2001 Crapps
- D446,863 S 8/2001 Carroll
- D453,043 S 1/2002 Hart et al.
- 6,427,268 B1 * 8/2002 Davis 5/490
- D509,694 S * 9/2005 Pitchford D6/601

* cited by examiner

Primary Examiner—Louis S. Zarfes

Assistant Examiner—Susan E Krakower

(74) *Attorney, Agent, or Firm*—Dennis T. Griggs

(57) **CLAIM**

The ornamental design for a therapeutic thermal pack, as shown and described.

DESCRIPTION

FIG. 1 is a top plan view of a therapeutic thermal pack showing my new design, the bottom view being a mirror image thereof;


FIG. 2 is a left side elevational view, the right side elevational view being a mirror image thereof;

FIG. 3 is a front elevational view, the rear elevational view being a mirror image thereof;

FIG. 4 is a top perspective view thereof; and,

FIG. 5 is a front perspective view thereof.

1 Claim, 3 Drawing Sheets






FIG. 1

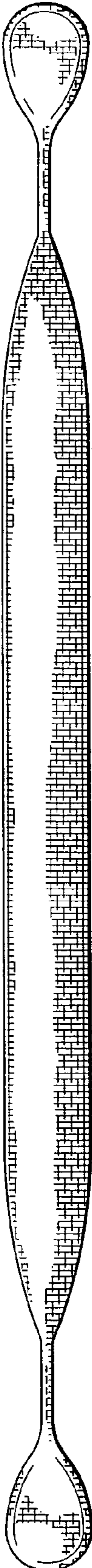


FIG. 2

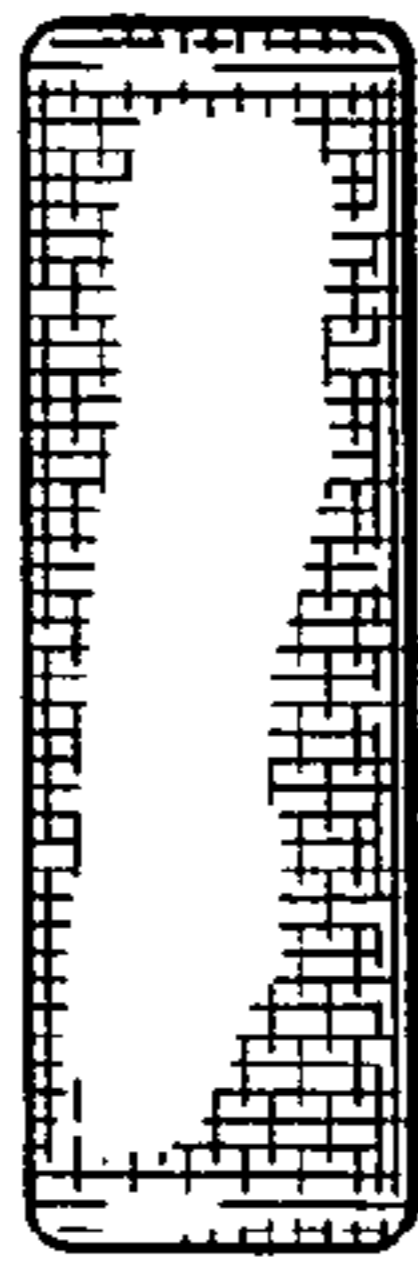


FIG. 3




FIG. 4

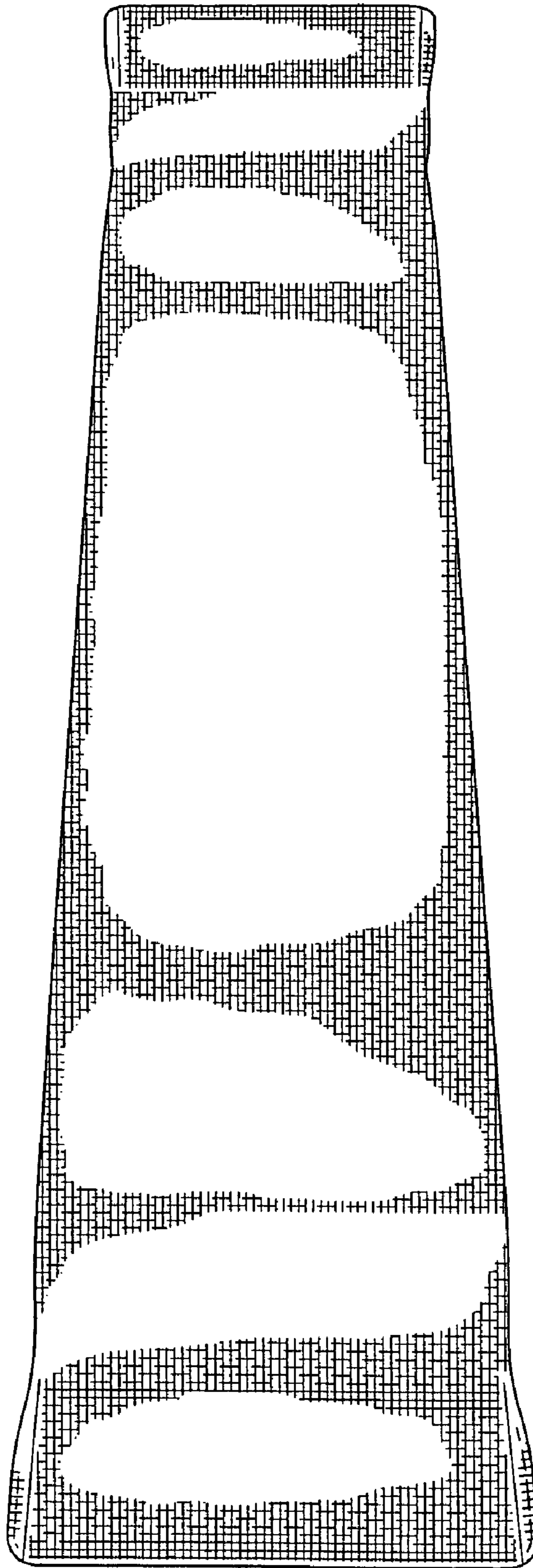


FIG. 5