



US00D556331S

(12) **United States Design Patent** (10) **Patent No.:** **US D556,331 S**  
**Moore** (45) **Date of Patent:** **\*\* Nov. 27, 2007**

(54) **COVER FOR A CERVICAL COLLAR**

(57) **CLAIM**

(76) **Inventor:** **Sally K. Moore**, 1402 Robsheal Dr.,  
San Jose, CA (US) 95125

The ornamental design for cover for a cervical collar, as shown and described.

(\*\*) **Term:** **14 Years**

**DESCRIPTION**

(21) **Appl. No.:** **29/256,606**

FIG. 1 is a front elevational view of a cover for a cervical collar of the present invention;

(22) **Filed:** **Mar. 21, 2006**

FIG. 2 is a rear elevational view of the cover depicted in FIG. 1;

(51) **LOC (8) Cl.** ..... **24-04**

FIG. 3 is a top plan view of the cover as depicted in FIG. 2;

(52) **U.S. Cl.** ..... **D24/191; D2/600**

FIG. 4 is a bottom plan view of the cover as depicted in FIG. 2;

(58) **Field of Classification Search** ..... D24/190-3;  
602/4-6, 20, 27, 61-2, 79; 2/129, 131, 144-8,  
2/181, 207, 502; D2/500, 502, 600, 602-9  
See application file for complete search history.

FIG. 5 is a left side elevational view of the cover as depicted in FIG. 2;

(56) **References Cited**

FIG. 6 is a right side elevational view of the cover as depicted in FIG. 2;

**U.S. PATENT DOCUMENTS**

FIG. 7 is a rear perspective view of the cover depicted in FIG. 1;

3,260,292	A *	7/1966	Costello	383/4
3,374,785	A *	3/1968	Gaylord, Jr.	602/18
4,324,004	A *	4/1982	Smith et al.	2/131
4,520,510	A *	6/1985	Daigle	2/452
4,521,922	A *	6/1985	Mitchell et al.	2/171
4,654,897	A *	4/1987	Rosaen	2/207
D335,210	S *	5/1993	Barrett	D2/600
5,377,360	A *	1/1995	Fleitman	2/181
D379,257	S *	5/1997	Leinoff	D2/894
D402,785	S *	12/1998	Franzreb	D2/500
D485,969	S *	2/2004	Wade	D2/894
D503,027	S *	3/2005	Strong	D2/894
7,082,620	B1 *	8/2006	Rongione	2/181

FIG. 8 is a rear perspective view of the cover as depicted in FIG. 1; and,

\* cited by examiner

FIG. 9 is a top plan view of the cover as depicted in FIG. 1, encircling a person's neck.

*Primary Examiner*—Stella M. Reid

The cover for a cervical collar is disposed around a cervical collar and then around the neck of a person. It is formed of fabric and stitched together, with stitches being depicted as a broken line in FIG. 2. Portions of a cervical collar are shown disposed within the cover in broken lines in FIG. 8 and 9, and the cervical collar forms no part of the claimed invention.


*Assistant Examiner*—Susan E Krakower

The broken line showing of a cervical collar and a cross-sectional view of a person's neck in FIGS. 8 and 9 are included for the purpose of illustrating environmental structure and forms no part of the claimed design.

(74) *Attorney, Agent, or Firm*—Robert O. Guillot;  
Intellectual Property Law Offices

It is understood that the broken lines shown within the claimed design in FIG. 2 represent stitching.

**1 Claim, 2 Drawing Sheets**






Fig.1



Fig.3




Fig.2

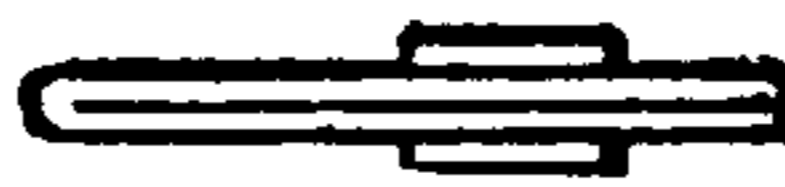



Fig.5




Fig.6



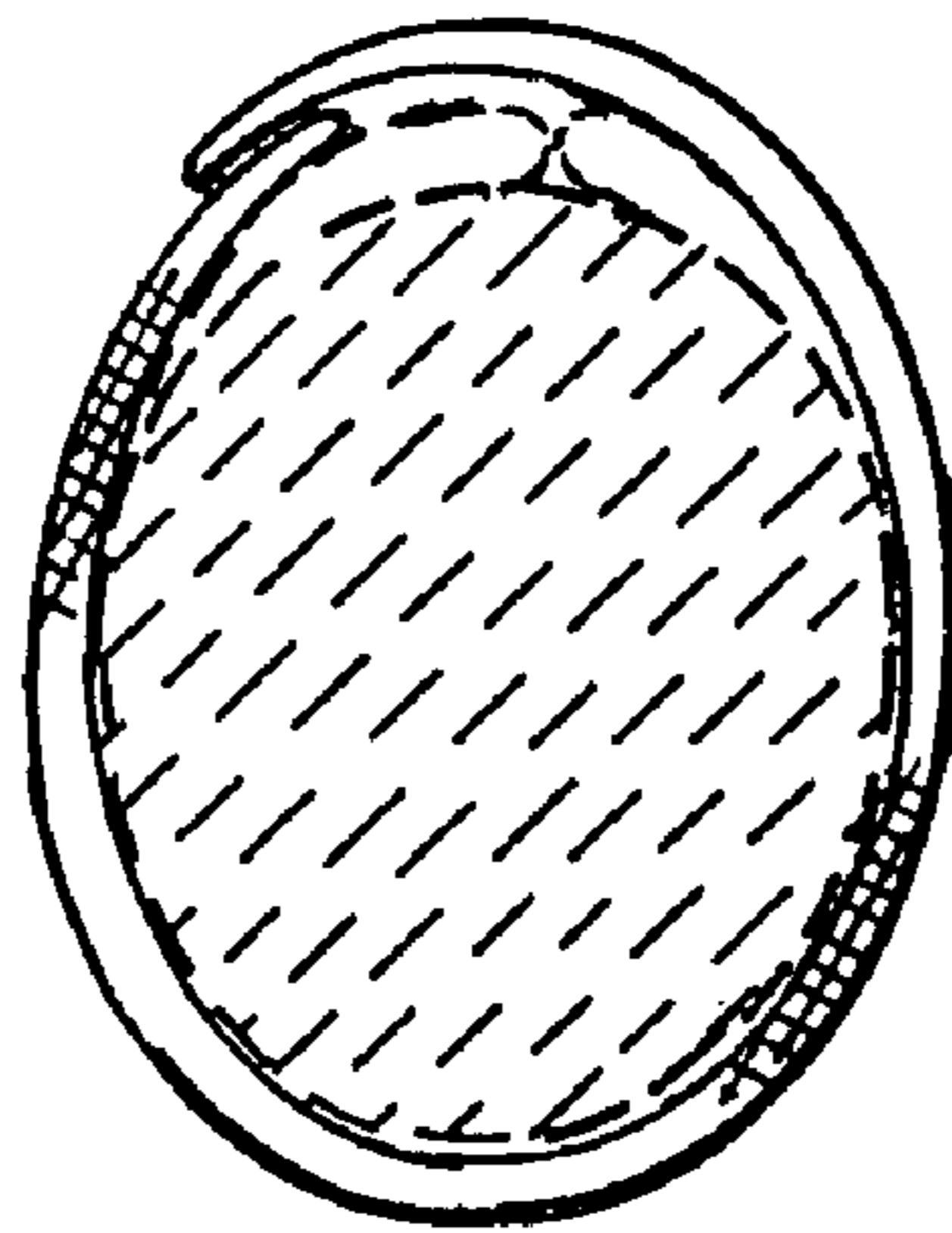
Fig.4



*Fig. 7*



*Fig. 8*



*Fig. 9*