



US00D556330S

(12) **United States Design Patent**
Auerbach et al.

(10) **Patent No.:** **US D556,330 S**

(45) **Date of Patent:** **** Nov. 27, 2007**

(54) **ORTHOPEDIC DEVICE**

(75) Inventors: **David Auerbach**, Calabasas, CA (US);
Dena M. Slonaker, Simi Valley, CA
(US); **James J. Weber**, Santa Barbara,
CA (US)

(73) Assignee: **Weber Orthopedic Inc.**, Santa Paula,
CA (US)

(**) Term: **14 Years**

(21) Appl. No.: **29/270,201**

(22) Filed: **Dec. 19, 2006**

(51) **LOC (8) Cl.** **24-04**

(52) **U.S. Cl.** **D24/190**

(58) **Field of Classification Search** D24/189,
D24/190-192, 200-215; 607/98, 108-111;
D2/897, 905, 909-914; 602/14, 19, 26, 27,
602/61, 62; 2/171, 181, 209, 311-313, 321,
2/338; 128/68, 78-112, 117, 120, 132, 149-151,
128/153-156, 746, 876

See application file for complete search history.

(56) **References Cited**

U.S. PATENT DOCUMENTS

3,255,749 A * 6/1966 Smithers 602/60
D281,005 S * 10/1985 Larsen D21/694
5,407,422 A * 4/1995 Matthijs et al. 602/19

5,603,591 A * 2/1997 McLellan 410/97
D381,081 S * 7/1997 Okada D24/190
D390,961 S * 2/1998 Walker et al. D24/190
5,943,705 A * 8/1999 Sink 2/338
D455,213 S * 4/2002 Weaver et al. D24/190
D462,772 S * 9/2002 Lamping et al. D24/190

* cited by examiner

Primary Examiner—Stella M. Reid

Assistant Examiner—Susan E Krakower

(74) *Attorney, Agent, or Firm*—William W. Haefliger

(57) **CLAIM**

The ornamental design for an orthopedic device, substan-
tially as shown and described.

DESCRIPTION

FIG. 1 is a front elevational view of an orthopedic device
showing our new design;

FIG. 2 is a rear elevational view thereof;

FIG. 3 is a left side elevational view thereof;

FIG. 4 is a right side elevational view thereof;

FIG. 5 is a top plan view thereof; and,

FIG. 6 is a bottom plan view thereof.

It is understood that the broken lines within the claimed
design indicate stitching lines.

1 Claim, 2 Drawing Sheets

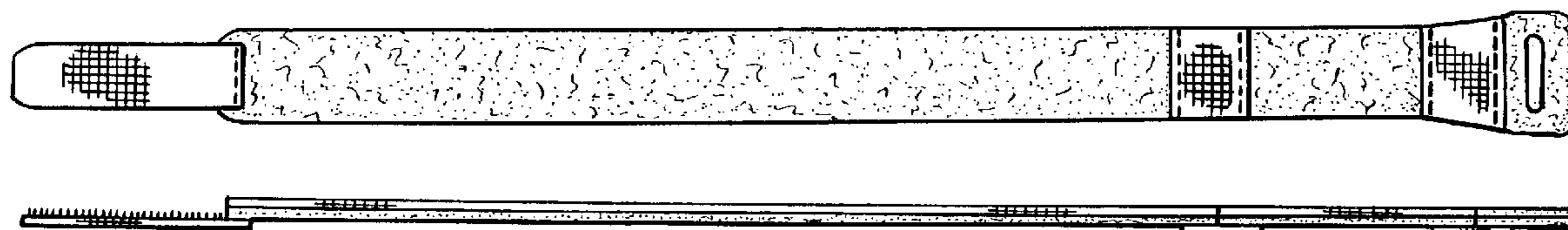


FIG. 1.




FIG. 2.

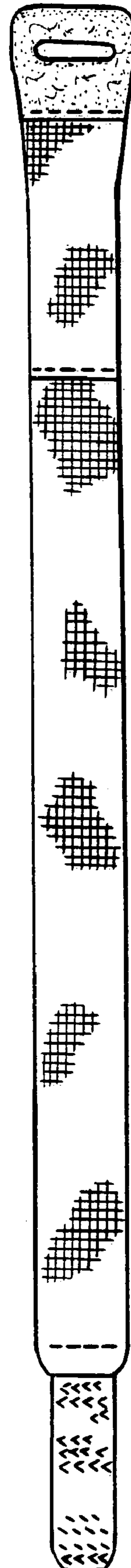


FIG. 3.




FIG. 4.




FIG. 5.



FIG. 6.

